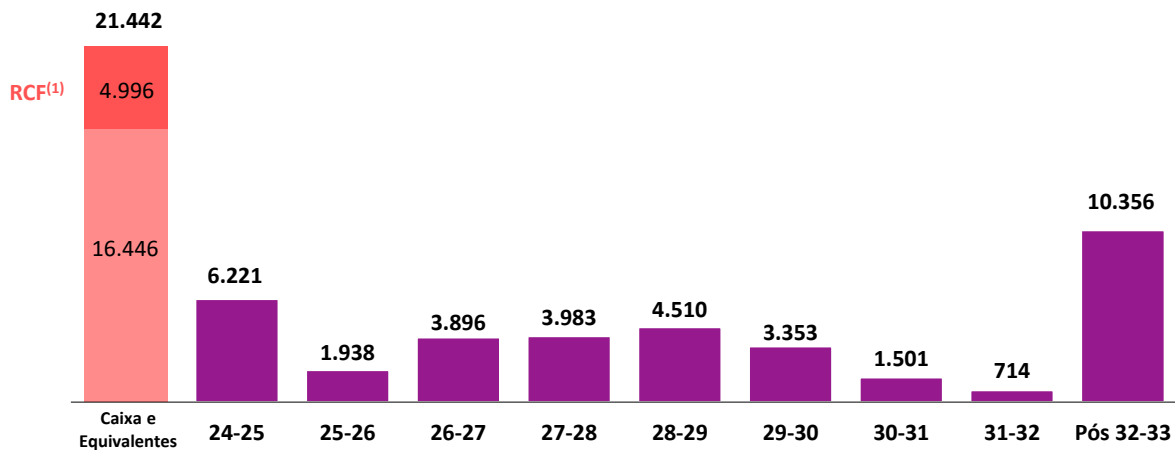
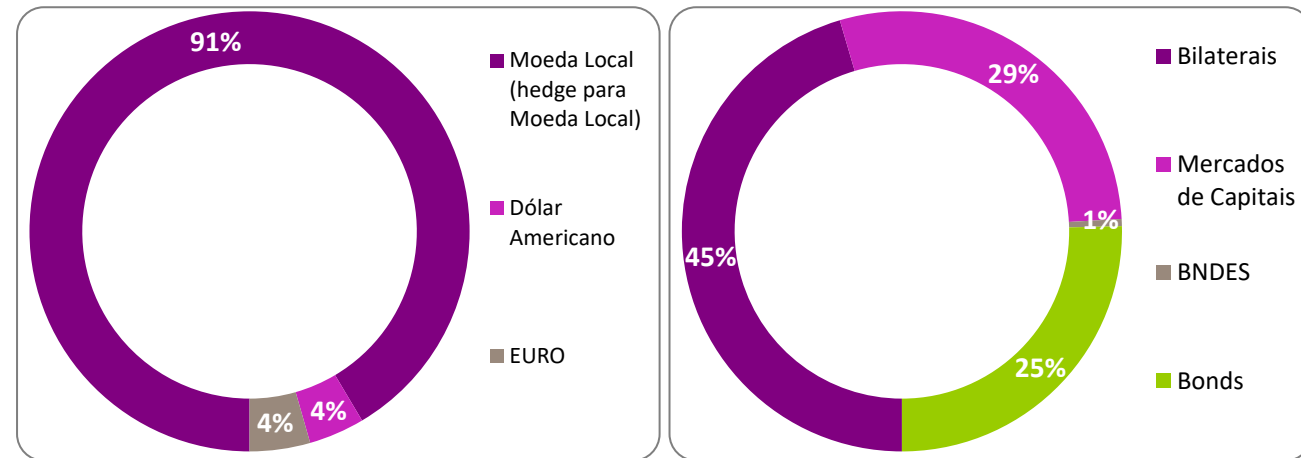


Cronograma de Amortização da Dívida¹ (Milhões de R\$)

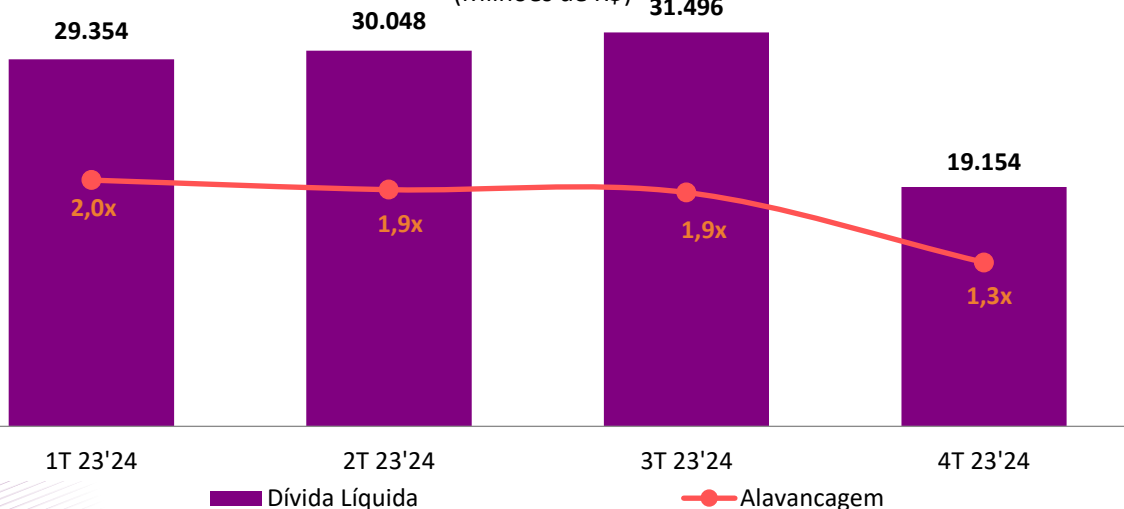


⁽¹⁾ Revolving Credit Facility no valor de US\$ 1,0 bilhão. Ptax de conversão 4,9962

Dívida por Tipo e Moeda¹ (Milhões de R\$)



Dívida Líquida e Alavancagem² (Milhões de R\$)

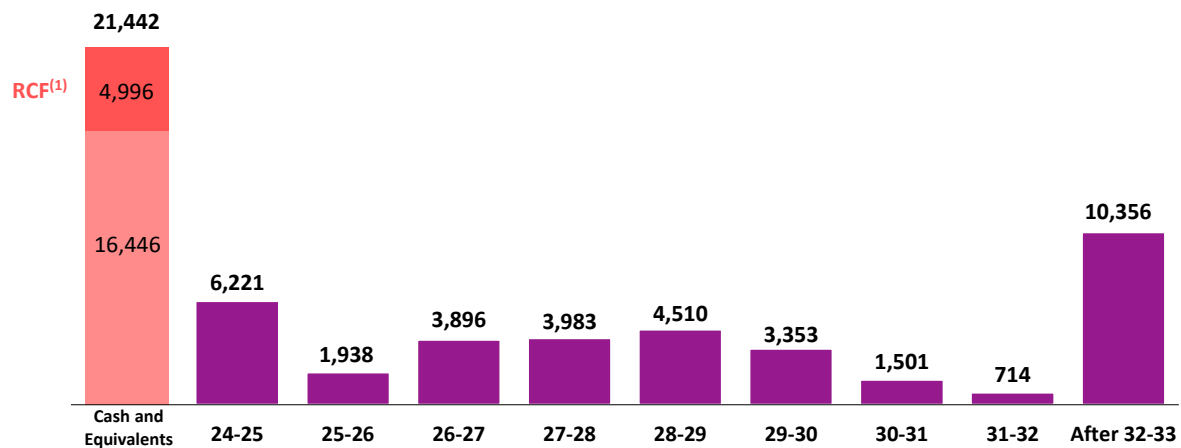


Principais Instrumentos¹ (Milhões de R\$)

Modalidade	Vencimento	Custo Original	Saldo	%
Bilaterais	Diversos	Diversos	16.574	45%
Mercado Capitais Local	Diversos	Diversos	10.452	29%
Bond	2034	6,45%	5.019	14%
Bond	2054	6,95%	2.510	7%
Bond	2027	5,30%	1.726	5%
BNDES/Finep	Diversos	Diversos	190	1%
Total			36.471	100%

Debt Amortization Schedule¹

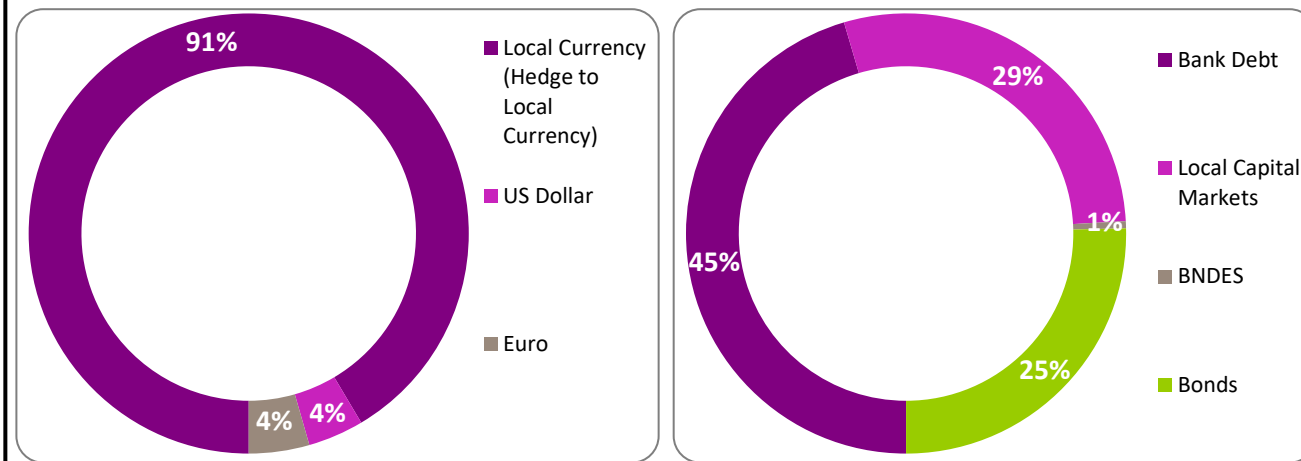
(R\$ Million)



⁽¹⁾ Revolving Credit Facility in the amount of US\$ 1.0 Billion. Conversion PTAX 4.9962

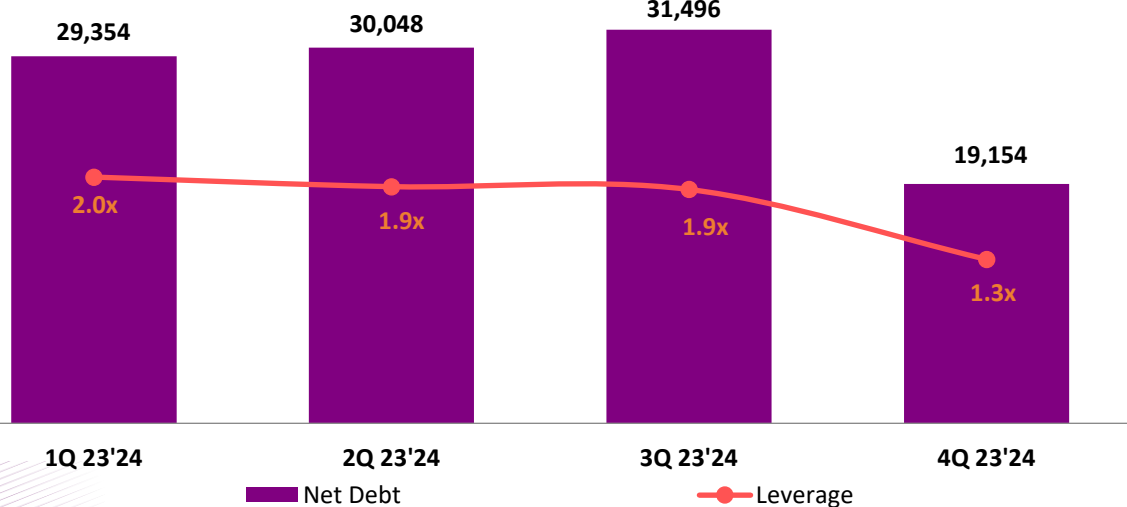
Debt by Type and Currency¹

(R\$ Million)



Net Debt and Leverage²

(R\$ Million)



Main Instruments¹

(R\$ Million)

Modality	Maturity Date	Original Cost	Balance	%
Bank Debt	Several	Several	16,574	45%
Local Capital Markets	Several	Several	10,452	29%
Bond	2034	6.45%	5,019	14%
Bond	2054	6.95%	2,510	7%
Bond	2027	5.30%	1,726	5%
BNDES/Finep	Several	Several	190	1%
Total			36,471	100%