





Earnings Presentation 3Q24/3Q23





Triunfo
PARTICIPAÇÕES E INVESTIMENTOS

Disclaimer

The financial information in this presentation is pro forma and consolidated in proportion to Triunfo's interest in each business, while the operating information reflects the entire businesses. The results of the period, compared to the accounting values do not change due to the consolidation method. The net revenue figures reported herein exclude construction revenue (adjusted net revenue) , except where stated otherwise. Results are compared with the same period last year, except where stated otherwise.

This presentation may include forward-looking statements based largely on our current expectations and projections of future events and financial trends that affect or may affect our business. Although we believe these estimates and forward-looking statements are based on reasonable assumptions, many important factors could significantly affect our operating results. Any forward-looking statements, according to the definition under the U.S. Private Securities Litigation Reform Act of 1995, involve diverse risks and uncertainties and there is no guarantee that these results will materialize.





Consolidated Performance

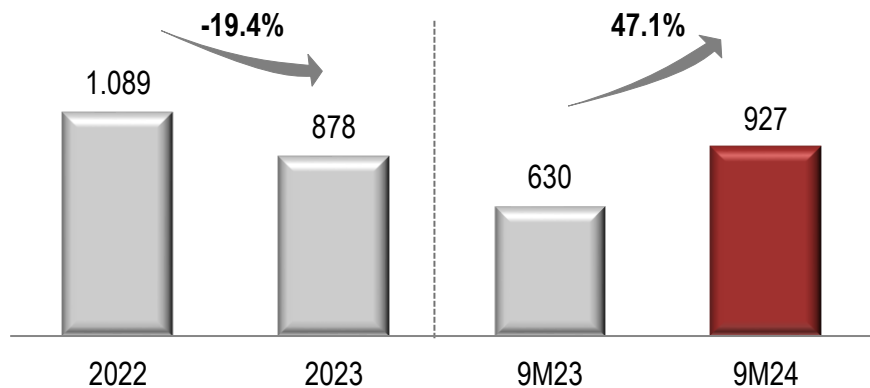


Triunfo
PARTICIPAÇÕES E INVESTIMENTOS

Adjusted Net Revenue and EBITDA

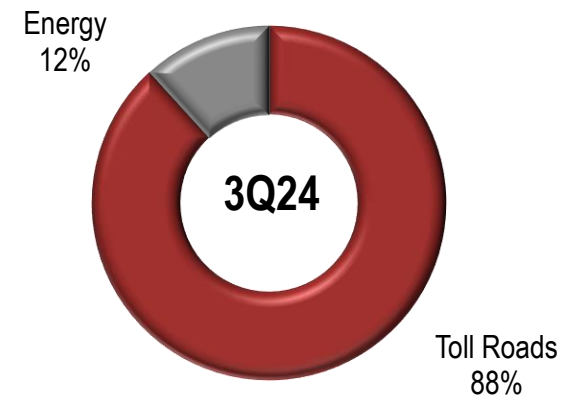
Adjusted Net Revenue (R\$ million)

Excluding construction revenue



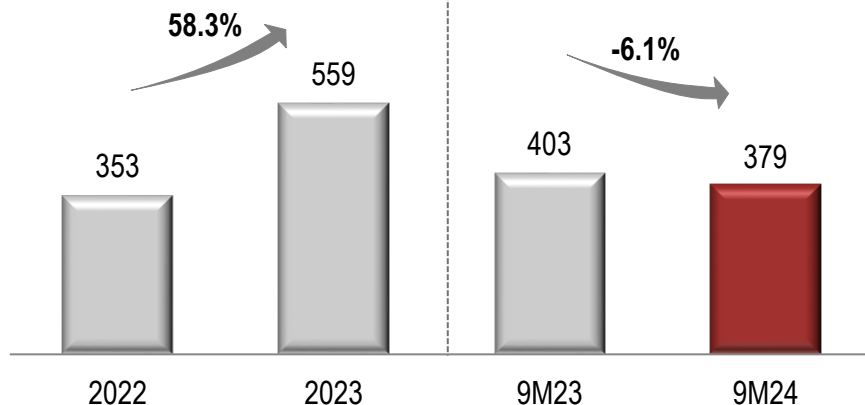
Net Revenue Breakdown

Excluding construction revenue



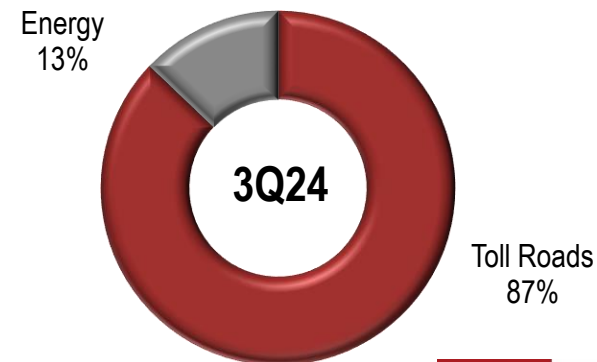
Adjusted EBITDA

(R\$ million)



Adjusted EBITDA Breakdown

Excluding holding



Main Figures 3Q24/3Q23

Main Figures (in R\$ thousand)	3Q24	3Q23	Δ	9M24	9M23	Δ
Adjusted Net Revenue	315,779	225,347	40.1%	926,965	630,372	47.1%
Toll Roads	279,658	188,866	48.1%	817,951	521,165	56.9%
Energy	36,121	36,481	-1.0%	109,014	109,207	-0.2%
Adjusted EBITDA*	152,867	201,721	-24.2%	378,696	403,418	-6.1%
Toll Roads	140,683	190,300	-26.1%	345,818	367,675	-5.9%
Energy	17,473	17,748	-1.5%	51,125	52,810	-3.2%
Holding and Other	(5,289)	(6,327)	-16.4%	(18,247)	(17,067)	6.9%
Financial Result	(50,258)	(29,366)	71.1%	(143,020)	(126,595)	13.0%
Toll Roads	(51,057)	(30,747)	66.1%	(144,475)	(132,407)	9.1%
Energy	666	573	16.2%	1,298	1,103	17.7%
Holding and Other	133	808	-83.5%	157	4,709	-96.7%
Net Income (Loss)	14,785	108,223	-86.3%	45,872	(15,650)	n/c
Toll Roads	6,911	104,770	-93.4%	24,768	(31,800)	n/c
Energy	11,426	11,667	-2.1%	32,985	34,281	-3.8%
Holding and Other	(3,553)	(8,214)	-56.7%	(11,882)	(18,131)	-34.5%
Adjusted EBITDA Margin	48.4%	89.5%	-41.1pp	40.9%	64.0%	-23.1pp
Toll Roads	50.3%	100.8%	-50.5pp	42.3%	70.5%	-28.3pp
Energy	48.4%	48.6%	-0.3pp	46.9%	48.4%	-1.5pp

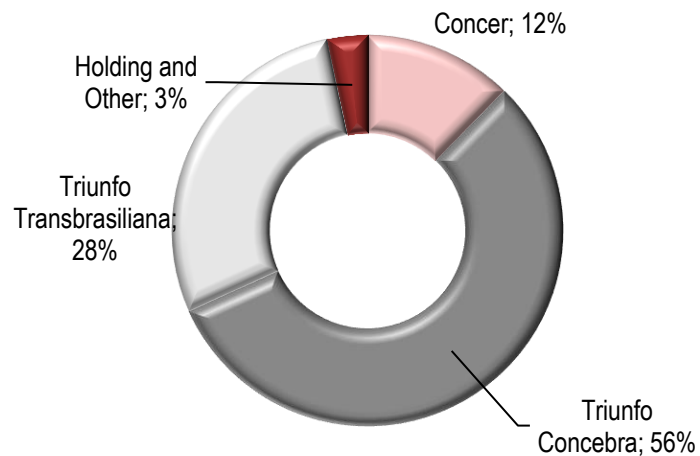
*Adjusted EBITDA excluding construction margin, non-recurring revenues (expenses), provision for maintenance, Remuneration for Financial Asset and Excess Tariff of Triunfo Concebra (Until 9M23), and is calculated based on the consolidated Income Statement as per Triunfo's share in each business (Proportional Consolidation Income Statement).



Triunfo
PARTICIPAÇÕES E INVESTIMENTOS

Capex and Debt

Capex 9M24: R\$148.5 million




DEBT (in R\$ thousand)

	3Q24	4Q23	Δ
Triunfo (holding) and other	33,222	46,095	-27.9%
Toll Roads	1,351,722	1,468,370	-7.9%
Gross Debt	1,384,944	1,514,465	-8.6%
Cash and Cash Equivalents	72,413	66,411	9.0%
Net Debt	1,312,531	1,448,054	-9.4%



Triunfo
PARTICIPAÇÕES E INVESTIMENTOS



Toll Roads



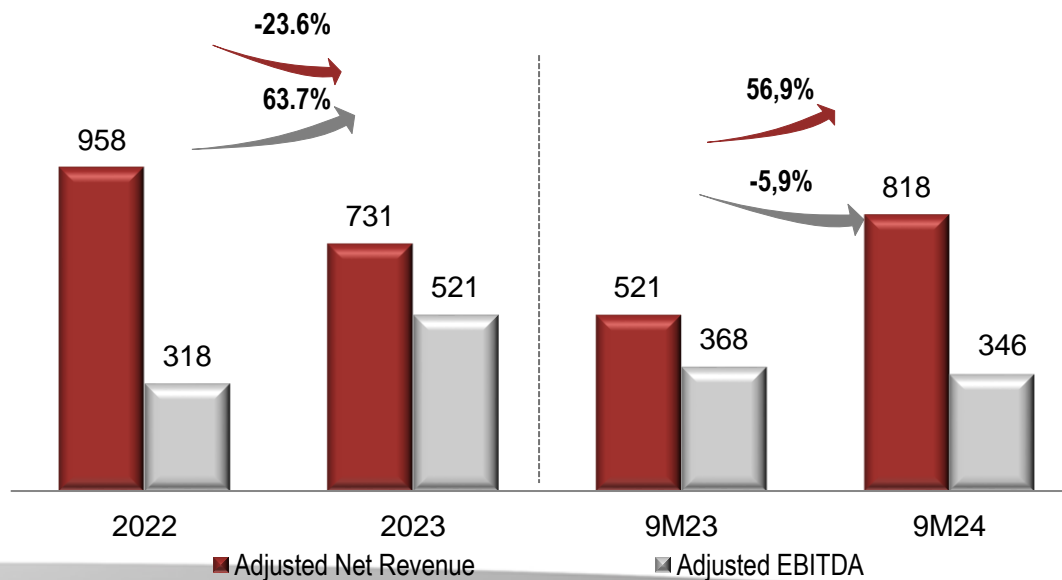
Triunfo
PARTICIPAÇÕES E INVESTIMENTOS

Toll Roads


Average Tariffs (R\$)	9M24	9M23	Δ
Concer	14.41	12.62	14.2%
Triunfo Econorte	0.00	0.00	n/c
Triunfo Transbrasiliana	9.40	8.23	14.2%
Triunfo Concebra	7.20	3.18	126.6%

Traffic of Equivalent Passing Vehicles.

Net Revenue and Adjusted EBITDA (R\$ million)



Triunfo
PARTICIPAÇÕES E INVESTIMENTOS



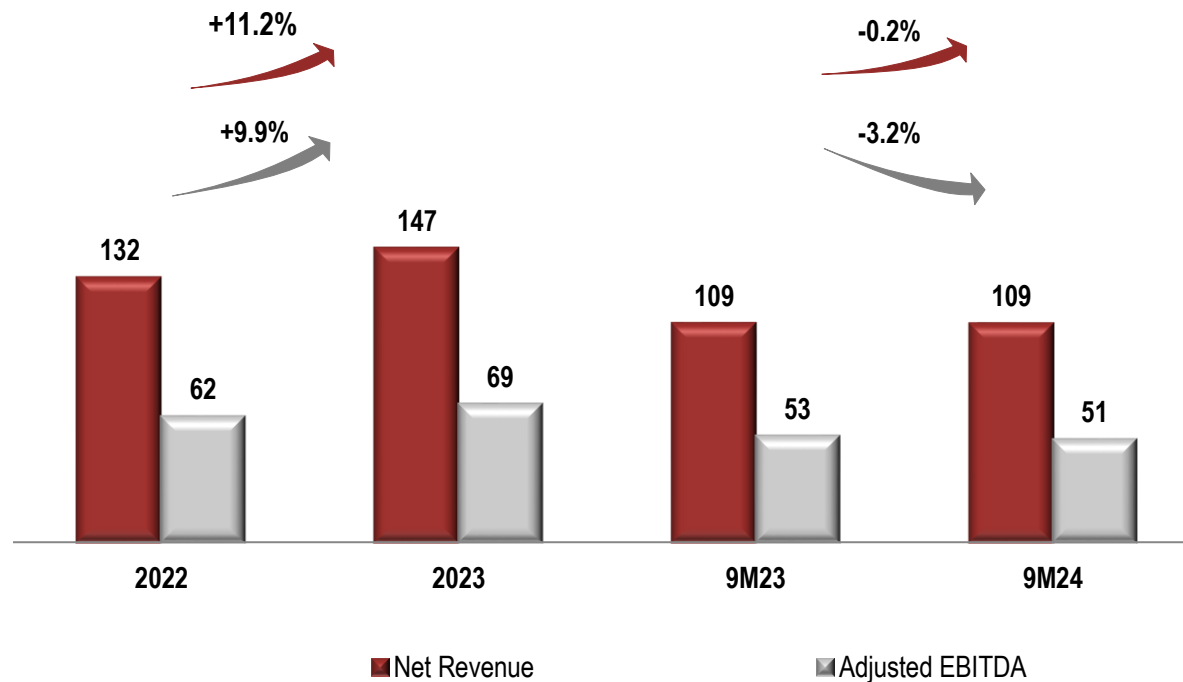
Energy



Triunfo
PARTICIPAÇÕES E INVESTIMENTOS

Energy Segment and other relevant matters

Net Revenue and Adjusted EBITDA (R\$ million)



- **Stability in Net Revenue on 9M24 and Adjusted EBITDA fell 3.2% in comparison with 9M23 respectively;**

Investor Relations

ri@triunfo.com

+55 11 2169 3999

Rua Olimpíadas, 205 - Conjunto 142/143

Vila Olímpia - São Paulo – Postal Code 04551-000

www.triunfo.com



Triunfo
PARTICIPAÇÕES E INVESTIMENTOS