

PRIO

EARNINGS PRESENTATION

2Q22



IBOVESPA B3 SMLL IBRX ITAG IGC IGC-NM IGCT IBRA




DISCLAIMER

This presentation contains forward-looking statements. All statements other than statements of historical fact contained in this presentation are forward-looking statements, including, without limitation, statements regarding our drilling and seismic plans, operating costs, acquisition of equipment, expectations of finding oil, the quality of oil we expect to produce and our other plans and objectives. Readers can identify many of these statements by looking for words such as “expects”, “believe”, “hope” and “will” and similar words or the negative thereof. Although Management believes that the expectations represented in such forward-looking statements are reasonable, there can be no assurance that such expectations will prove to be correct. By their nature, forward-looking statements require us to make assumptions and, accordingly, forward-looking statements are subject to inherent risks and uncertainties. We caution readers of this presentation not to place undue reliance on our forward-looking statements because a number of factors may cause actual future circumstances, results, conditions, actions or events to differ materially from the plans, expectations, estimates or intentions expressed in the forward-looking statements and the assumptions underlying the forward-looking statements.

The following risk factors could affect our operations: the contingent resource and prospective resource evaluation reports involving a significant degree of uncertainty and being based on projections that may not prove to be accurate; inherent risks to the exploration and production of oil and natural gas; limited operating history as an oil and natural gas exploration and production company; drilling and other operational hazards; breakdown or failure of equipment or processes; contractor or operator errors; non-performance by third-party contractors; labour disputes, disruptions or declines in productivity; increases in materials or labour costs; inability to attract sufficient labour; requirements for significant capital investment and maintenance expenses which PetroRio may not be able to finance; cost overruns and delays; exposure to fluctuations in currency and commodity prices; political and economic conditions in Brazil; complex laws that can affect the cost, manner or feasibility of doing business; environmental, safety and health regulation which may become stricter in the future and lead to an increase in liabilities and capital expenditures, including indemnity and penalties for environmental damage; early termination, non-renewal and other similar provisions in concession contracts; and competition. We caution that this list of factors is not exhaustive and that, when relying on forward-looking statements to make decisions, investors and others should also carefully consider other uncertainties and potential events. The forward-looking statements herein are made based on the assumption that our plans and operations will not be affected by such risks, but that, if our plans and operations are affected by such risks, the forward-looking statements may become inaccurate.

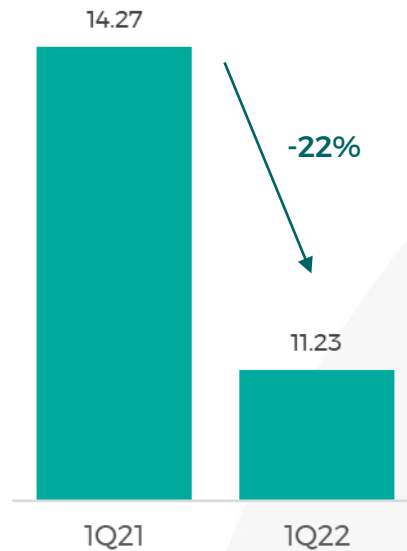
The forward-looking statements contained herein are expressly qualified in their entirety by this cautionary statement. The forward-looking statements included in this presentation are made as of the date of this presentation. Except as required by applicable securities laws, we do not undertake to update such forward-looking statements.

HIGHLIGHTS FOR THE QUARTER

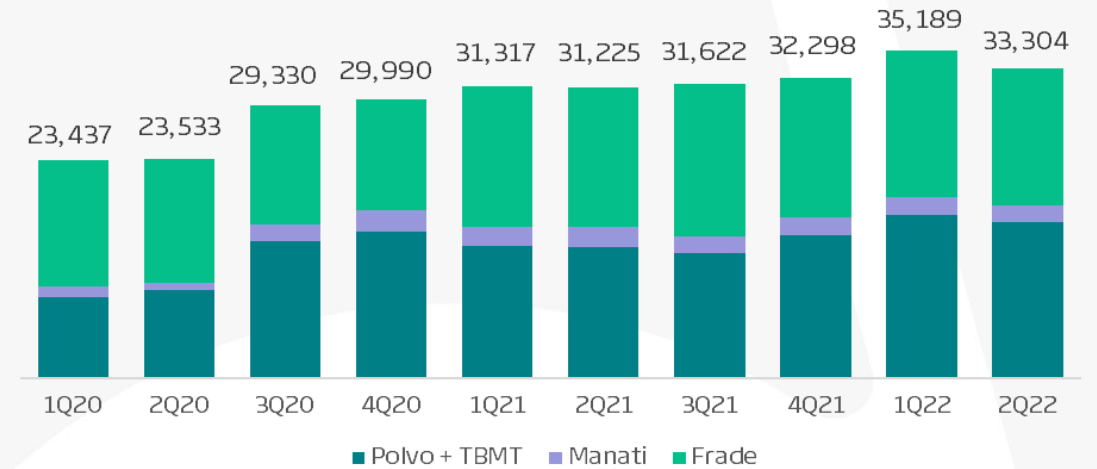
-  Net revenue of US\$ 377 million (+95% vs 2Q21) 
-  Net income (ex-IFRS 16) of US\$ 140 million
-  Adjusted EBITDA (ex-IFRS 16) of US\$ 269 million (vs. US\$ 121 million in 2Q21) 
-  Sales of approximately 3.3 million barrels and average production of 33.3 Mboepd
-  Lifting cost of US\$ 11.1, the lowest ever recorded 
-  Signing of the Albacora Leste acquisition in April
-  Acquisition of the West Capricorn drilling rig
-  First oil of the ODP4 and MUP3A wells in Frade in July, with total additional production 18.5 kbpd
-  Several new ESG initiatives

HIGHLIGHTS FOR THE QUARTER

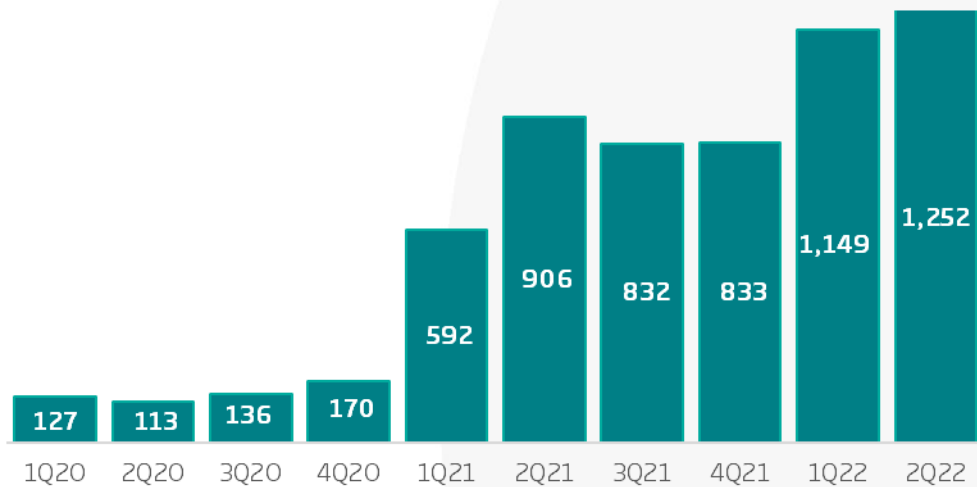
Lifting Cost (US\$/bbl)



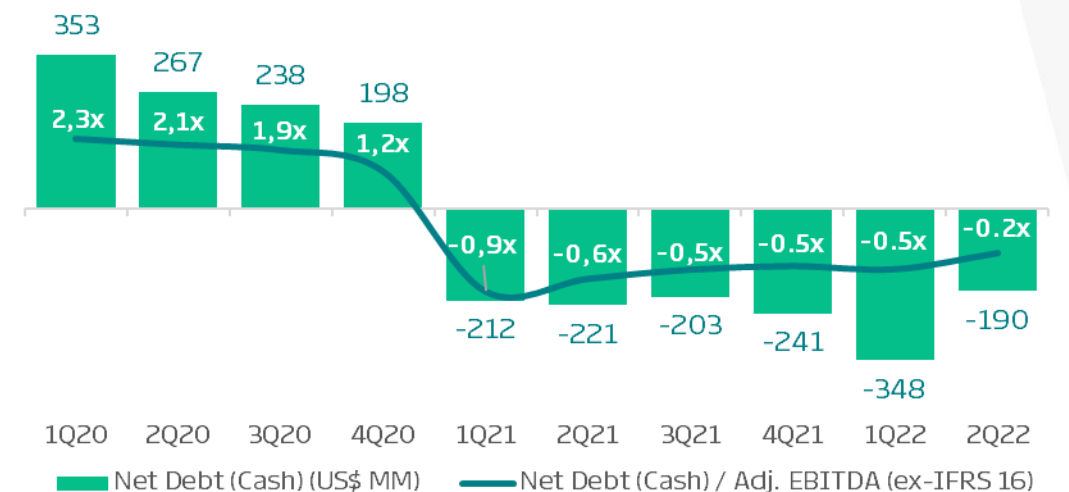
Production (boe/d)



Cash Position (R\$ MM)



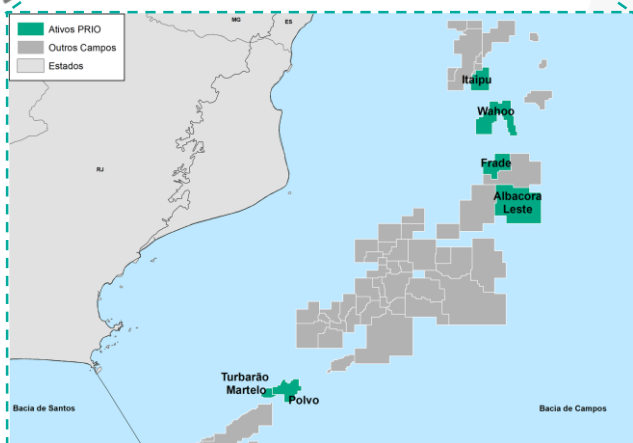
Net Debt (Cash) / Adj. EBITDA



ASSETS PERFORMANCE



**CAMPOS
BASIN**



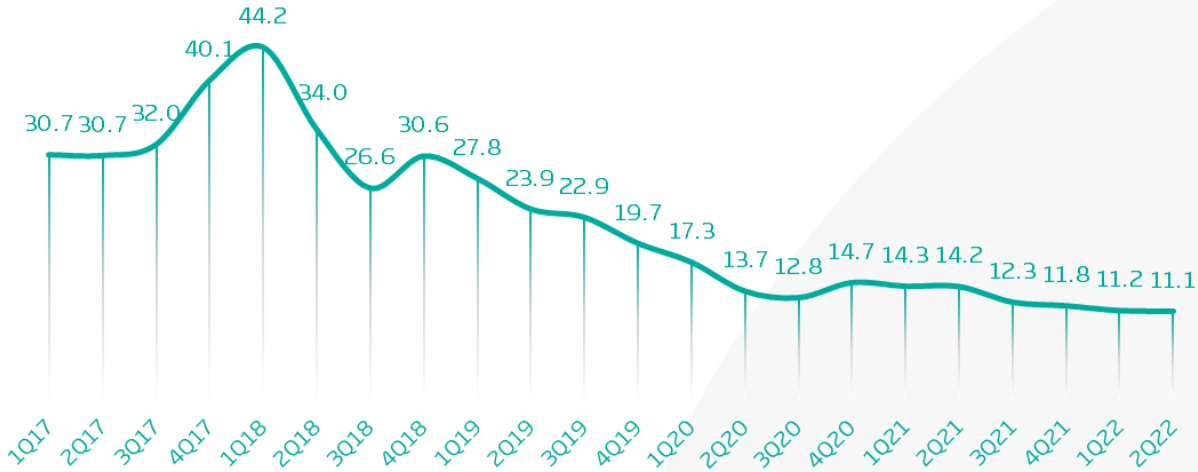
	2Q21	3Q21	4Q21	1Q22	2Q22	2Q22 X 2Q21	2Q22 X 1Q22
Avg. Brent	\$ 69.08	\$ 73.23	\$ 79.66	\$ 97.90	\$ 111.98	62.1%	14.4%
Avg. Sales Price	\$ 66.85	\$ 74.41	\$ 83.19	\$ 110.28	\$ 108.37	62.1%	-1.7%
Avg. Exchange Rate	5.29	5.23	5.59	5.22	4.92	-7.0%	-5.8%
Final Exchange Rate	5.00	5.44	5.58	4.74	5.26	5.1%	10.9%
Offtakes (kbbbl)							
Frade Field (100%)	1,530	986	2,000	1,649	1,503	-1.7%	-8.9%
Polvo + TBMT Cluster (95%) ¹	1,307	1,498	1,827	1,149	1,844	41.1%	60.5%
Total PRIO	2,837	2,485	3,827	2,798	3,347	18.0%	19.6%
Production (boepd)							
Frade Field (100%)	14,941	16,398	15,028	15,739	14,759	-1.2%	-6.2%
Polvo + TBMT Cluster (95%) ¹	14,093	13,356	15,347	17,537	16,762	18.9%	-4.4%
Manati Field (10%)	2,191	1,868	1,924	1,913	1,783	-18.6%	-6.8%
Total PRIO	31,225	31,622	32,299	35,189	33,304	6.7%	-5.4%
Lifting Cost (US\$/bbl)							
PRIO	14.2	12.3	11.8	11.2	11.1	-21.7%	-0.8%

¹ Upon conclusion of the tieback, on July 14, 2021, the interest held by PRIO in the fields Polvo and Tubarão Martelo changed from 100% and 80%, respectively, to 95% in both fields.


Lowest lifting cost ever recorded is the highlight of the quarter

LIFTING COST

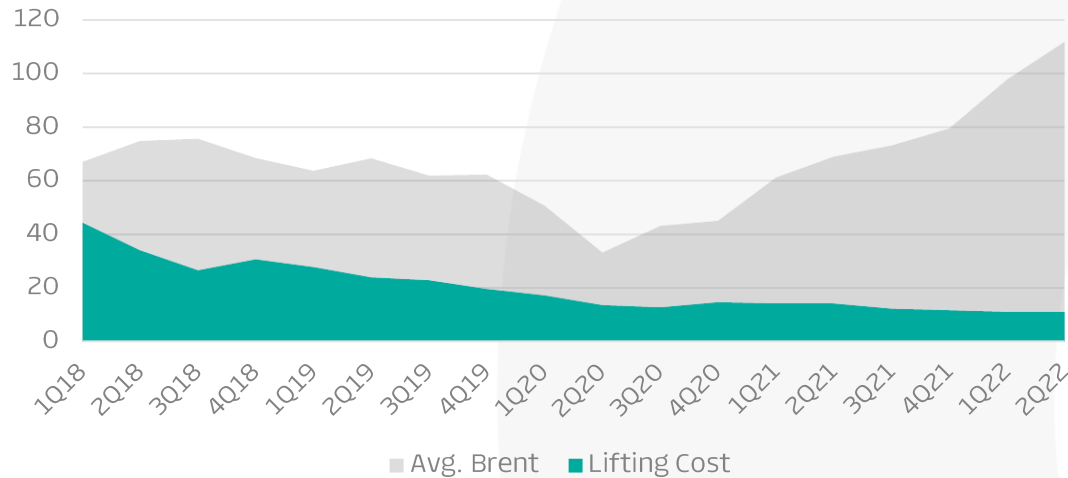
Lifting Cost PRIO (US\$/bbl)



Lifting cost reduction is the best protection against oil price volatility

 The Company expects that lifting cost will continue to decrease going forward, with additional production of the new Frade producing wells.

Brent vs. Lifting Cost (US\$/bbl)



OPERATIONAL PERFORMANCE - FRADE



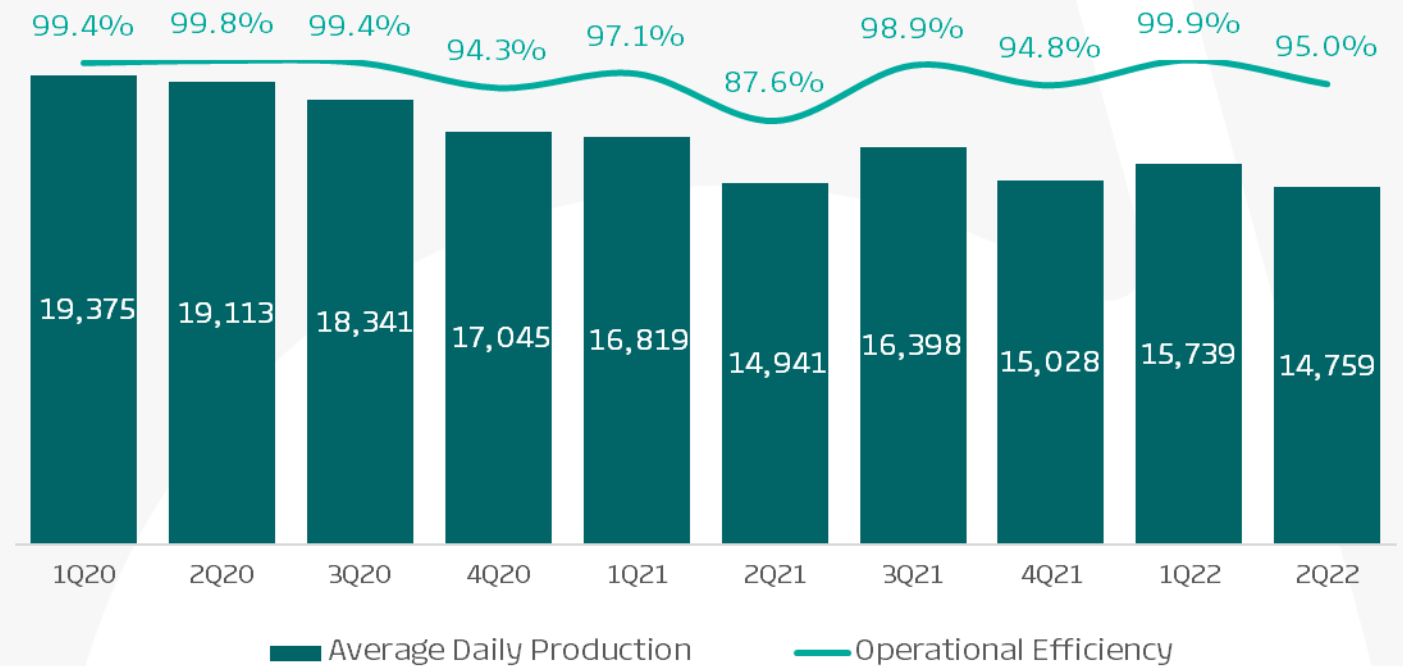
Factors that impacted production in the quarter:

- Scheduled subsea activities;
- The interruption of the OUP1, OUP2 and OUP3 wells, during the commissioning of the ODP4 well.

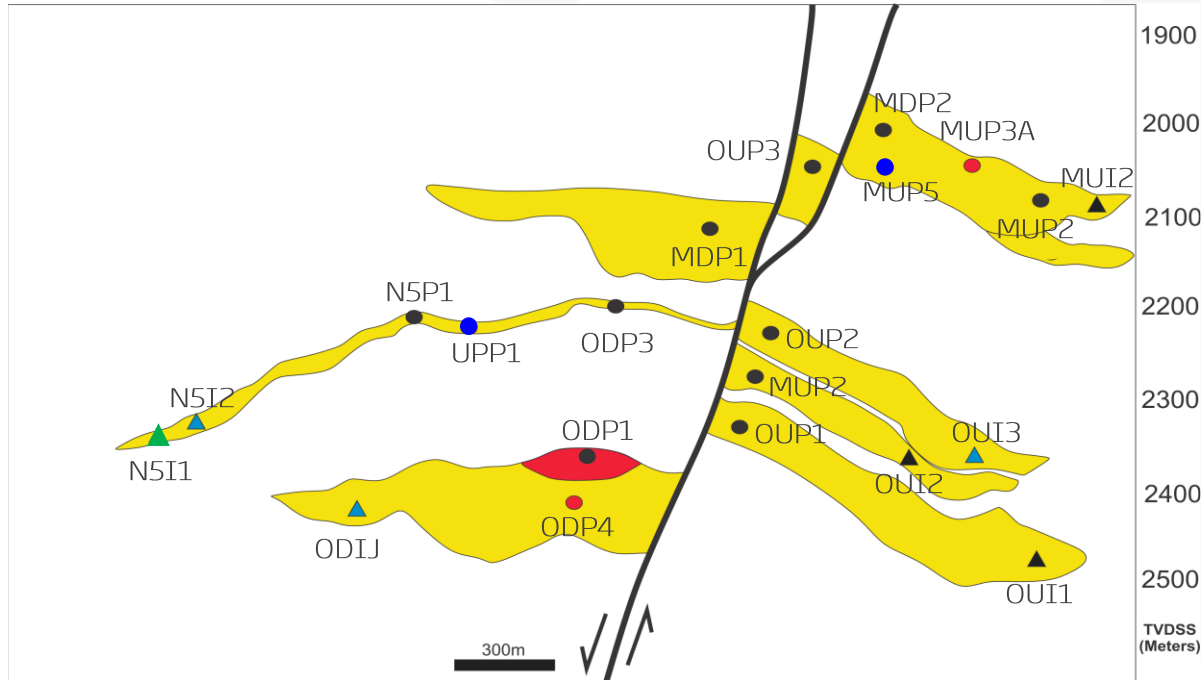


Start of production of the ODP4 and MUP3A wells in July, which increased field's production to 35 kbpd.

Average Daily Production and Operational Efficiency
Frade Field (100%)



FRADE REVITALIZATION PLAN



- Current producers
- ▲ Disabled injectors
- ▲ Current injector
- Wells drilled in the first phase
- Producers scheduled to the second phase
- ▲ Scheduled injectors

1st PHASE (2022)
 2 producer wells
 2 injection wells

2nd PHASE (post Wahoo)
 2 producer wells
 1 injection well

ODP4 Well

- ✳ Start of production in July/22
- ✳ Almost doubled Frade Field's production
- ✳ Increased PRIO's production in 45%
- ✳ 30% cost reduction from the budgeted CAPEX

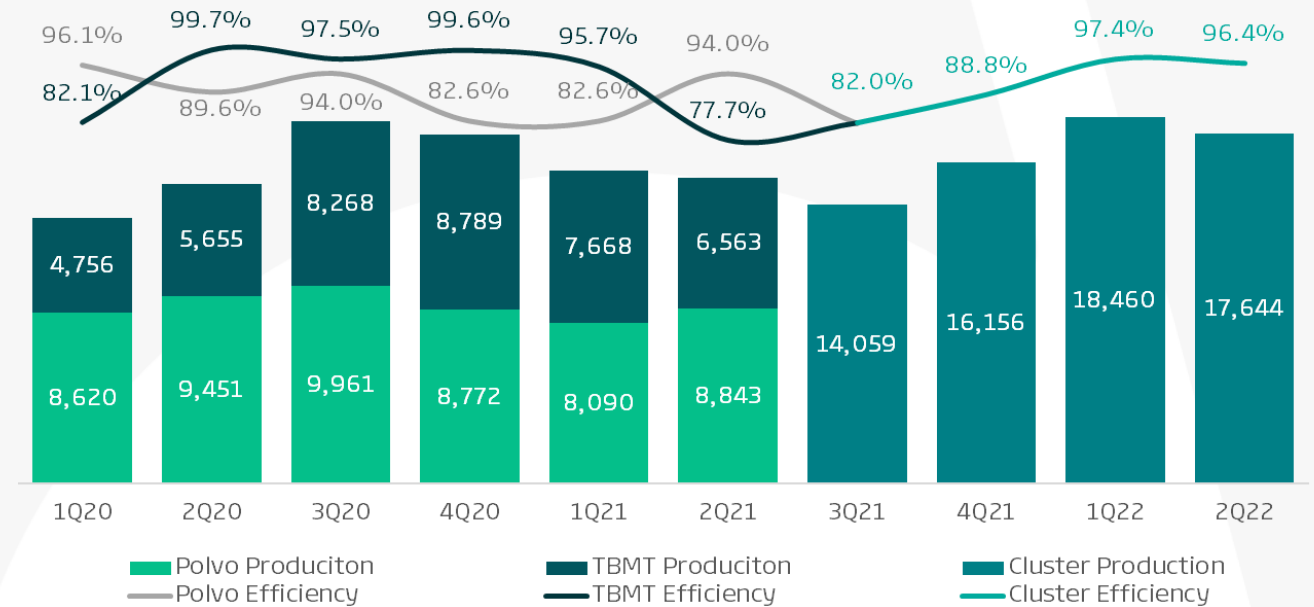
MUP3A Well

- ✳ Start of production in July/22
- ✳ Production of 3.500 kbpd
- ✳ CAPEX: US\$ 22 MM
- ✳ Execution period: 40 days

OPERATIONAL PERFORMANCE – POLVO & TBMT

- *** Factors that impacted production in the quarter:
- A two-day shutdown of the TBMT-8H well;
 - A failure in the energy generation system, which is still undergoing adjustments to seek maximum efficiency.

Average Daily Production and Operational Efficiency
Polvo + TBMT Cluster (100%)



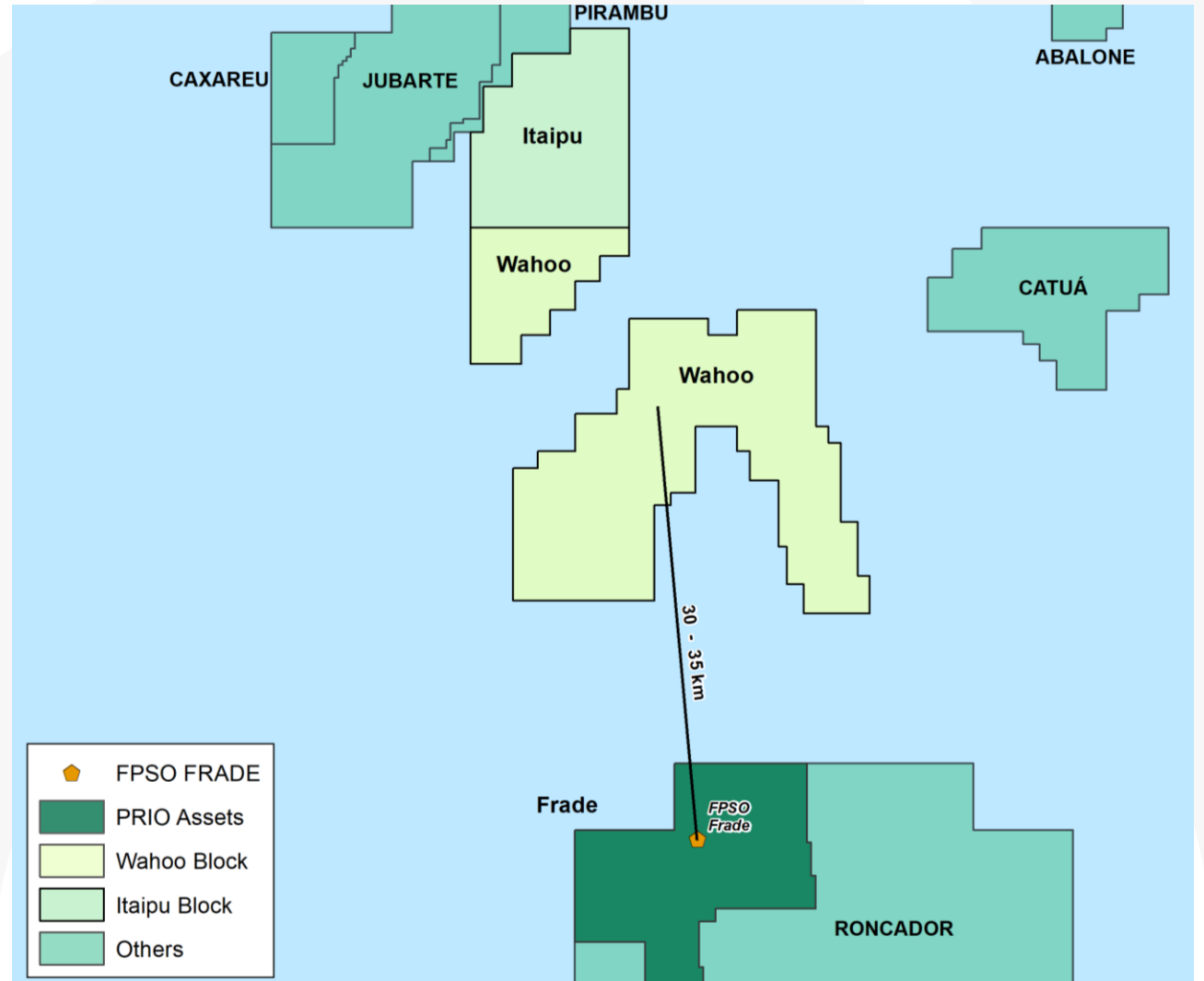
WAHOO FIELD

Status

- ✳ Declaration of Commerciality in December/21
- ✳ Development Plan filed with ANP
- ✳ FEED (front-end engineering design) concluded in March
- ✳ Final negotiations for the purchase of the structures that will be used in the project

Next steps

- 1) Development Plan approval;
- 2) Start of drilling and tieback;
- 3) Wahoo first oil.



ALBACORA LESTE FIELD

- * 1P reserves of 279 MMbbl (100% of the field)
- * Abandonment scheduled for 2051
- * Repsol waiver and CADE approval concluded
- * Transition process started by PRIO

First 12-18 months of operation

P-50 FPSO Revitalization

Estimated CAPEX: US\$ 150 MM

OPEX reduction to up to US\$ 90 MM/year

(100% of the field)

3 new connections

(1 in the pre-salt)

After 12-18 months of operation

Field's Redevelopment Campaign:

First phase:

- 2 new producers (pre-salt)
- 6 new producers (post-salt)
- 1 new injector

Estimated CAPEX (100% of the Field):

- Drilling: US\$ 70 - 75 MM/well
- Connection: US\$ 10 MM/well

Anticipated decommissioning of 5 producer wells and 1 injection well until 2027

Estimated CAPEX: US\$ 15 MM/well (100% of the Field)

Abandonment in 2051

Estimated CAPEX: US\$ 800 MM (100% of the Field)

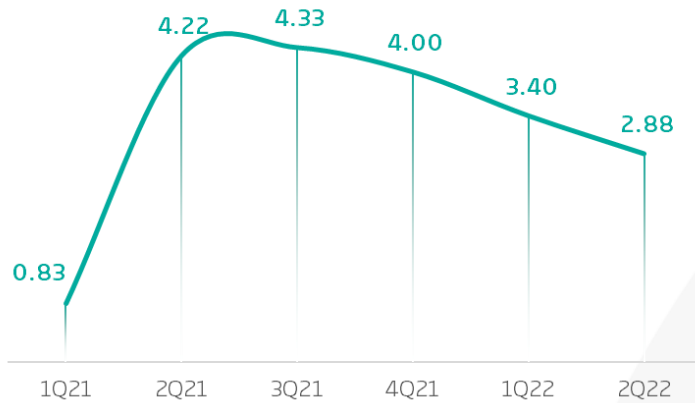
FINANCIAL RESULTS (US\$ thousands)

	Ex IFRS-16			Accrued - Ex IFRS-16			Includes IFRS-16		
	2Q21	2Q22	Δ	6M21	6M22	Δ	2Q21	2Q22	Δ
Net Revenue	193,327	377,337	95%	312,942	687,012	120%	193,327	377,337	95%
Cost of goods sold	(47,410)	(62,884)	33%	(73,130)	(107,990)	48%	(32,010)	(55,444)	73%
Royalties	(15,537)	(31,598)	103%	(21,605)	(53,929)	150%	(15,537)	(31,598)	103%
Operating Income	130,381	282,855	117%	218,208	525,093	141%	145,781	290,295	99%
General and administrative expenses	(8,879)	(13,567)	53%	(18,592)	(27,016)	45%	(8,610)	(13,231)	54%
Other operating income (expenses)	(11,754)	(20,039)	70%	(15,450)	(23,445)	52%	(11,754)	(20,039)	70%
EBITDA	109,748	249,248	127%	184,166	474,632	158%	125,417	257,024	105%
EBITDA margin	57%	66%	+9 p.p.	59%	69%	+10 p.p.	65%	68%	+3 p.p.
Depreciation and amortization	(36,081)	(31,295)	-13%	(55,444)	(61,504)	11%	(45,763)	(37,350)	-18%
Financial Results	19,049	(35,737)	n/a	(39,520)	(37,185)	-6%	26,541	(36,124)	n/a
Financial Income	98,154	(23,208)	n/a	108,039	42,419	-61%	98,154	(23,208)	n/a
Financial Expenses	(79,106)	(12,529)	-84%	(147,558)	(79,604)	-46%	(71,613)	(12,916)	-82%
Income and social contribution taxes	(26,639)	(42,279)	59%	(30,384)	(7,710)	-75%	(26,639)	(42,279)	59%
Income (loss) for the period	66,076	139,936	112%	58,819	368,232	526%	79,555	141,270	78%
Adjusted* EBITDA	121,502	269,287	122%	199,616	498,077	150%	137,170	277,063	102%
Adjusted EBITDA margin	63%	71%	+8 p.p.	64%	72%	+8 p.p.	71%	73%	+2 p.p.

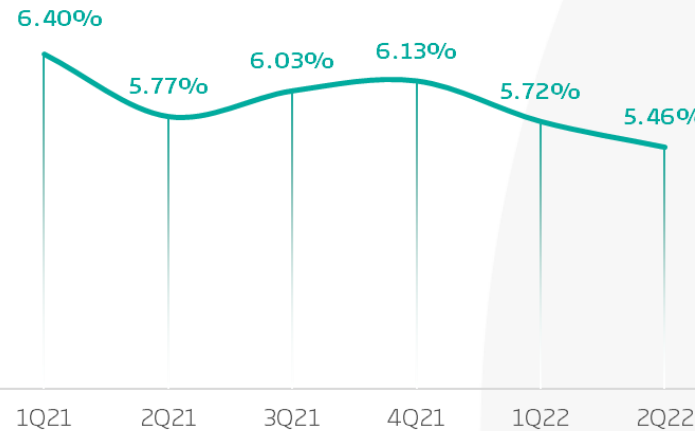
*Adjusted EBITDA is calculated similarly to EBITDA, excluding the line item "Other Revenue/Expenses".

FUNDING

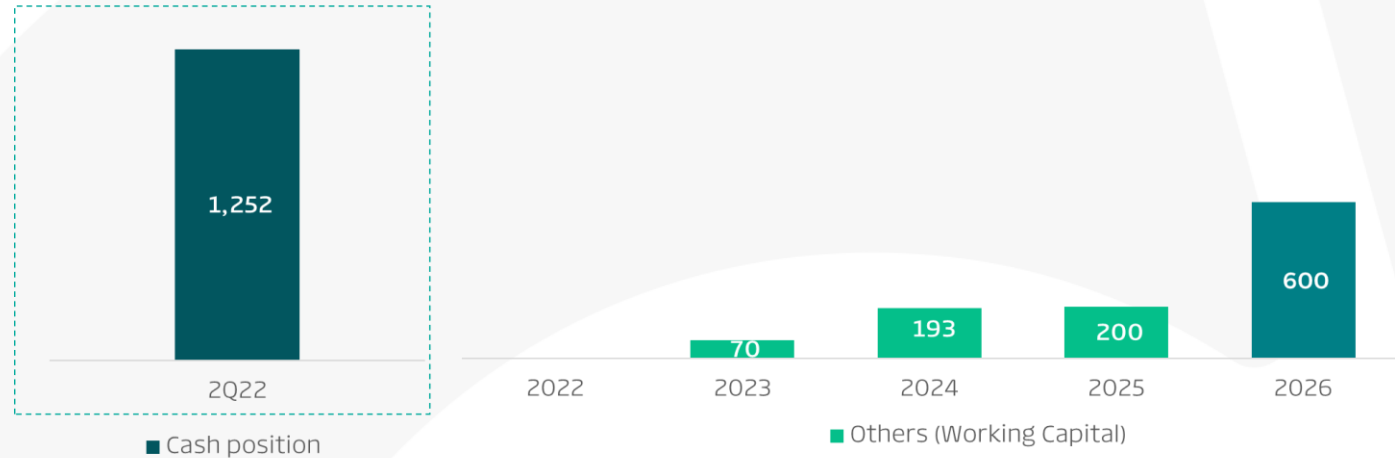
Debt duration (years)



Average Debt cost

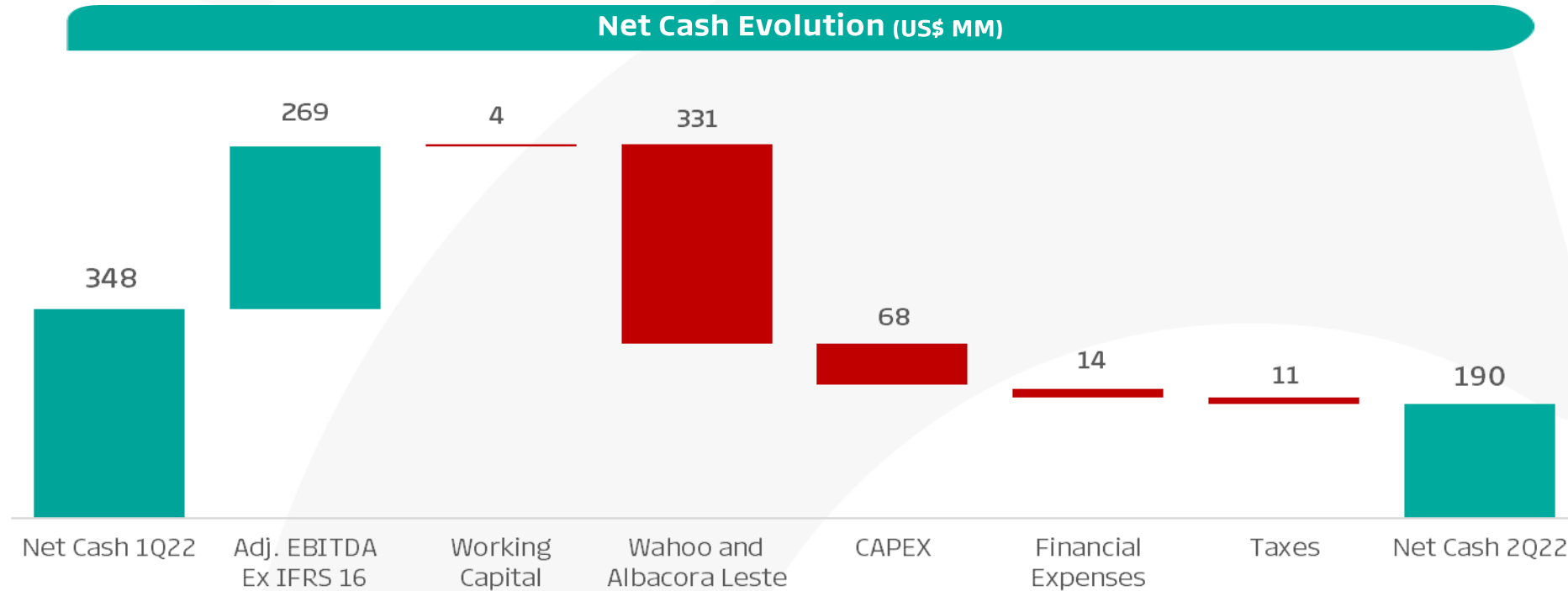


Amortization Schedule (US\$ MM)



- New debt issued throughout 2Q22 reduced the average cost of debt, keeping duration within an adequate levels for PRIO's future projects.
- The effort to issue debentures, to be completed in August 2022, provides funding of approximately US\$ 380 million, with a weighted average duration of 5.5 years.

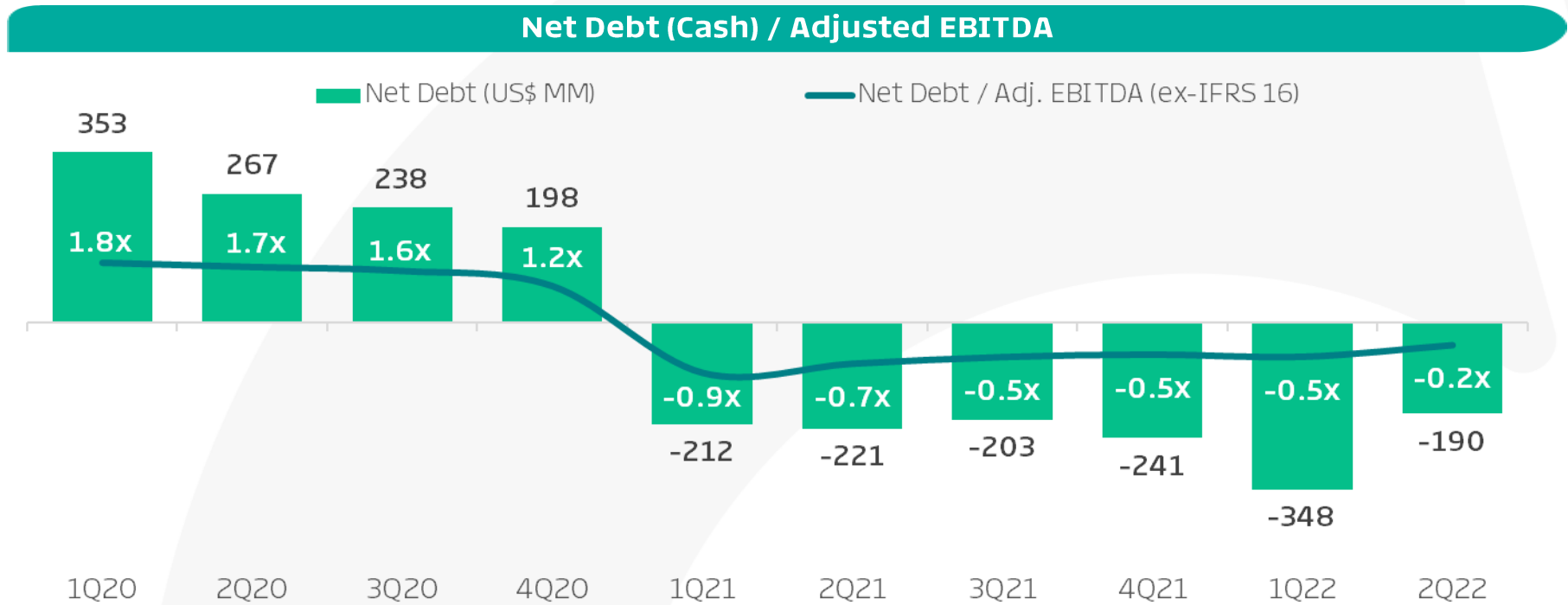
NET CASH



Wahoo and Albacora Leste: payment of the last tranche of the Wahoo acquisition from BP (US\$ 37.5 million) and an advanced payment of Albacora Leste in the amount of US\$ 293 million to Petrobras;

CAPEX: expenses with the Frade Revitalization Plan, inventory of materials in Frade and start of disbursement for the Wahoo's development.

LEVERAGING



ESG

- Environment:** PRIO engaged specialized consulting firms (Witt O'Brien's and NINT) to certify carbon emissions and prepare its Sustainability Report, which is expected to be published in the first quarter of 2023.
- Reação Offshore Project:** The Reação and Todos na Luta Institutes program, in partnership with SENAI and supported by PRIO, had 4,700 applicants, with the selection of 190 people, for the beginning of the four weeks of classes at the end of July. The goal of the project is to train new entrants to work in the offshore oil and gas sector.
- Social Support:** The Company supports several projects such as Instituto Reação, Instituto Todos na Luta, Casa Irmã Dulce, Neojiba Orchestra, Favela Brass Project and the restoration of the Umberto Primo Hospital.
- Wellness:** PRIO offers all its employees an extensive Wellness Program, with activities such as organized runs, group treks in Rio de Janeiro, stretching and physical therapy sessions, meditation and yoga classes and shiatsu sessions both offshore and at headquarters, improvements in the offshore wellness facilities, in addition to access to online nutritionists and psychologists.



OUTLOOK




- * Continuous focus on our employees and contractors' health and safety
- * Drilling of the injector wells of the Frade Revitalization Plan
- * Wahoo Development Plan approval
- * Fulfilment of the conditions precedent to conclude the Albacora Leste transaction
- * Inorganic growth through focus on M&A opportunities

Q&A

PRIO



INVESTOR RELATIONS

 +55 21 3721 2129
 ri@prio3.com.br
 ri.prio3.com.br