





Cavitation
Technologies, Inc.
(OTCQB: CVAT)



SCIENCE IN FLUID DYNAMICS

Presented by
Neil Voloshin (COO / CFO)





CONFIDENTIALITY AGREEMENT – SAFE HARBOR

02

This presentation contains forward-looking statements, including without limitation statements and information about Company's business, plans and strategies. These statements involve risks and uncertainties, and actual results may differ. Risks & uncertainties include without limitation the effect of business, economic and competitive market conditions; business decisions by suppliers, licensees and customers concerning the Company's technologies & products; the Company's ability to develop new or additional technologies & applications in various fields and industries and to stimulate customer demand for its technologies and products; the size and growth of markets for Company's technologies and products; the Company's ability to implement patent licensing and marketing strategies, including execution of revenue generation strategies & models; the continued availability of essential components and services that are currently obtained from sole or limited sources; the Company's ability to protect its intellectual property in world markets; the success of business relationships with suppliers, licensees & customers; the timing and success in completing research & development projects, whether existing or new patent applications will be granted; the potential for infringement of the Company's intellectual property by others; the ability of Company to fund its capital requirements; & its ability to attract & retain key personnel. Additional information on potential factors that could affect the Company's performance or financial results is included from time to time in the Company's public reports filed with the SEC. The Company assumes no obligation to revise or update any forward-looking statements or information, which are effective or apply only as of their respective dates of publication.


Industry and Market Data

This presentation has been prepared by CTi and includes market data and other statistical information from third-party sources, including independent industry publications, government publications or other published independent sources. Although CTi believes these third-party sources are reliable as of their respective dates, CTi has not independently verified the accuracy or completeness of this information. Some data are also based on the CTi's good faith estimates, which are derived from its review of internal sources as well as the third-party sources described above.

Trademarks and Logos

CTi owns or has rights to various trademarks, service marks and trade names that it uses in connection with the operation of its business. This presentation also contains trademarks and trade names of third parties, which are the property of their respective owners. CTi's use or display of third parties' trademarks, service marks, trade names or products in this presentation is not intended to and may not imply a relationship with CTi or an endorsement or sponsorship by or of CTi.





ABOUT US

03



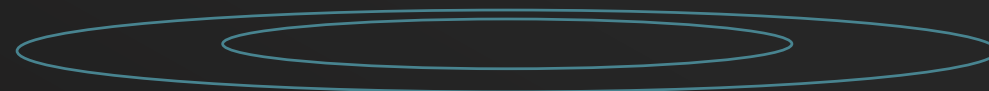

Corporate Overview


We are a technology company that owns and markets patented devices and processes, developed for both industrial and consumer fluid-processing applications



Mission Statement

We provide our customers with cost-effective & environmentally friendly solutions





TECHNOLOGY & PROCESSES

04



Range between 10-500 GPM



Reduces operational costs



Chemical free process



Patented technology



Alleviates environmental impact



Easy integration into existing operations

Video





APPLICATIONS & BUSINESS MODEL

05



Produced water
treatment and reuse

Joint Venture with
Enviro Watertek LLC



Economics:
Revenue sharing model



Agriculture

License Agreement
with Desmet
Ballestra Group



Economics:
License fees & Sales



Alcoholic beverages
and consumer
products

License Agreement
with Alchemy
Beverages, Inc.



Economics:
Licensing, sales and revenue
sharing model





PRODUCED WATER TREATMENT

06



CURRENT VOLUME

Produced water treatment rates are steady between 8,000 and 9,000 BPD

PROJECTIONS

Fiscal Q2 2022



Volume: 20,000-
25,000 BPD



Revenue: \$3,000-
\$4,000 PD

Fiscal Q3-Q4 2022



Volume: 50,000-
75,000 BPD



Revenue: \$10,000-
\$15,000 PD



Evolution of FRAC water-process





VEGETABLE OIL REFINING

Nano-Neutralization™

07




At least 80% reduction in chemicals use



Production yield increase up to 2%



Integration into an existing process
in less than 24 hours



ROI 18-24 months





NEW PARTNERSHIPS

Alcoholic Beverages & Consumer Products Division

08

Restructures physical
and chemical
molecular formation in
fluids

Reduces the amount of
toxins and mitigates
hangovers


BARMUZE®

Alcoholic beverages and
Consumer appliance

Reduces harmful chemicals

Consumer-friendly home
appliance





ENVIROWATERTEK



Joint Venture between CTI & Delaware Water Company, LLC

Permian Basin:

09



Production rate 4.8MM Oil BPD 2021



Oil to Water Ratio 1 x 5.9 Barrels



Avg Oil Well 2010 Water usage 14,500 BPD




Avg Oil Well 2021 Water usage 410,000 BPD

**projected by 2030 to reach 1MM barrels BPD (source USGS)*



2021: Hydraulic Water average volumes 28MM BPD






ENVIROWATERTEK



Joint Venture between CTI & Delaware Water Company, LLC

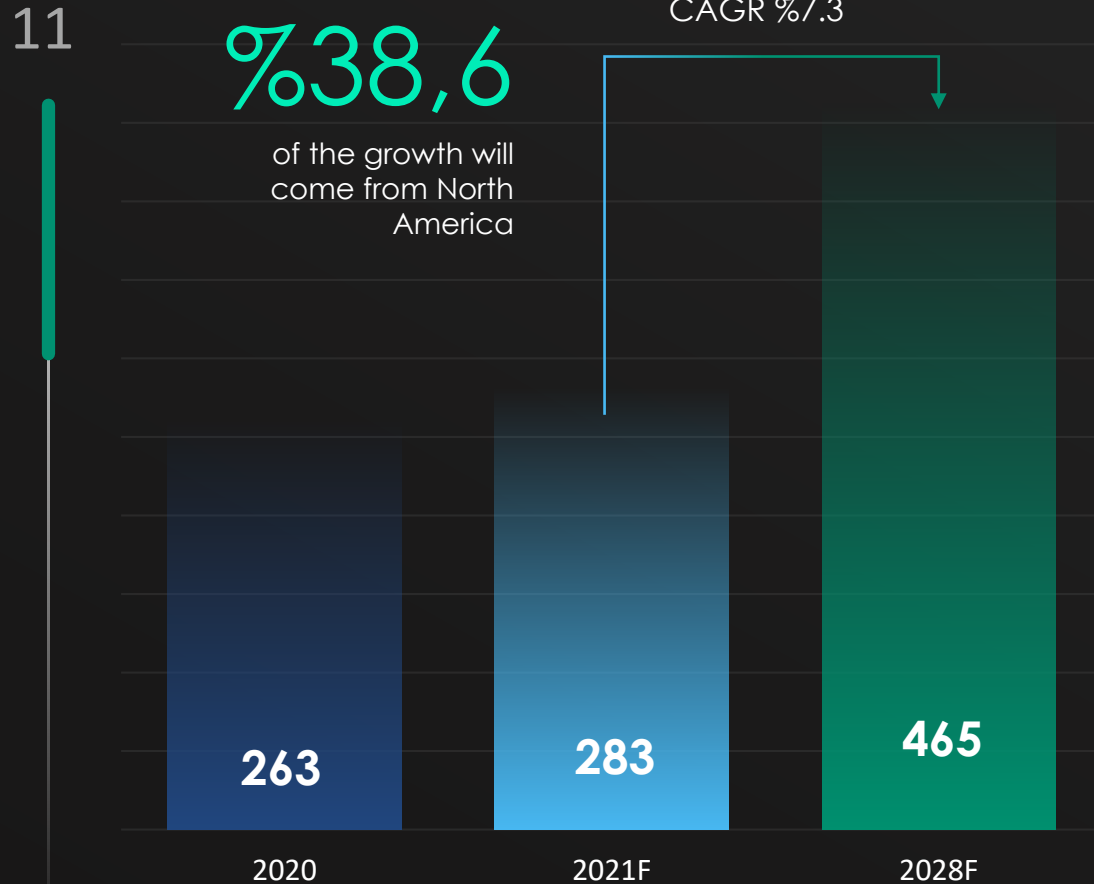
10



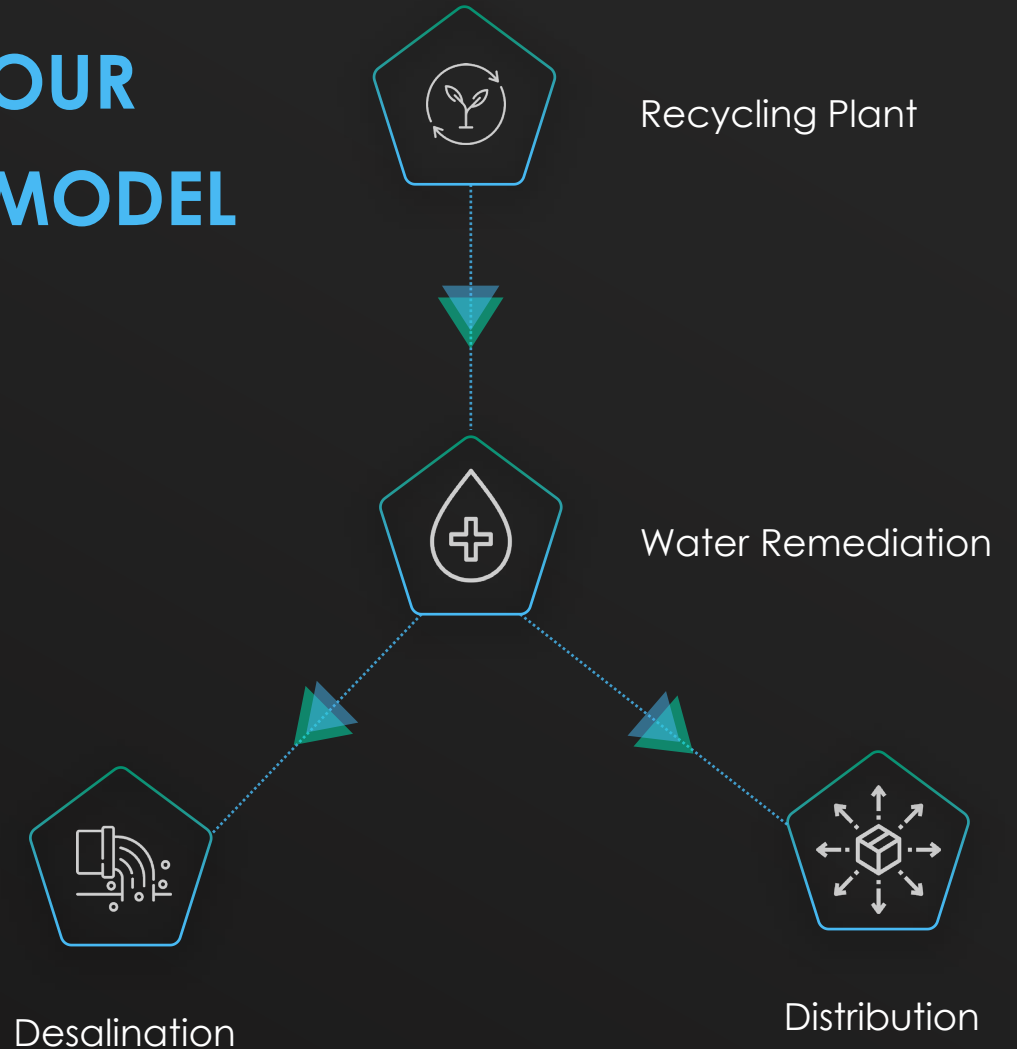



FUTURE OPPORTUNITIES: WASTEWATER MANAGEMENT

Global water and wastewater treatment market size 2020-2028, \$bln



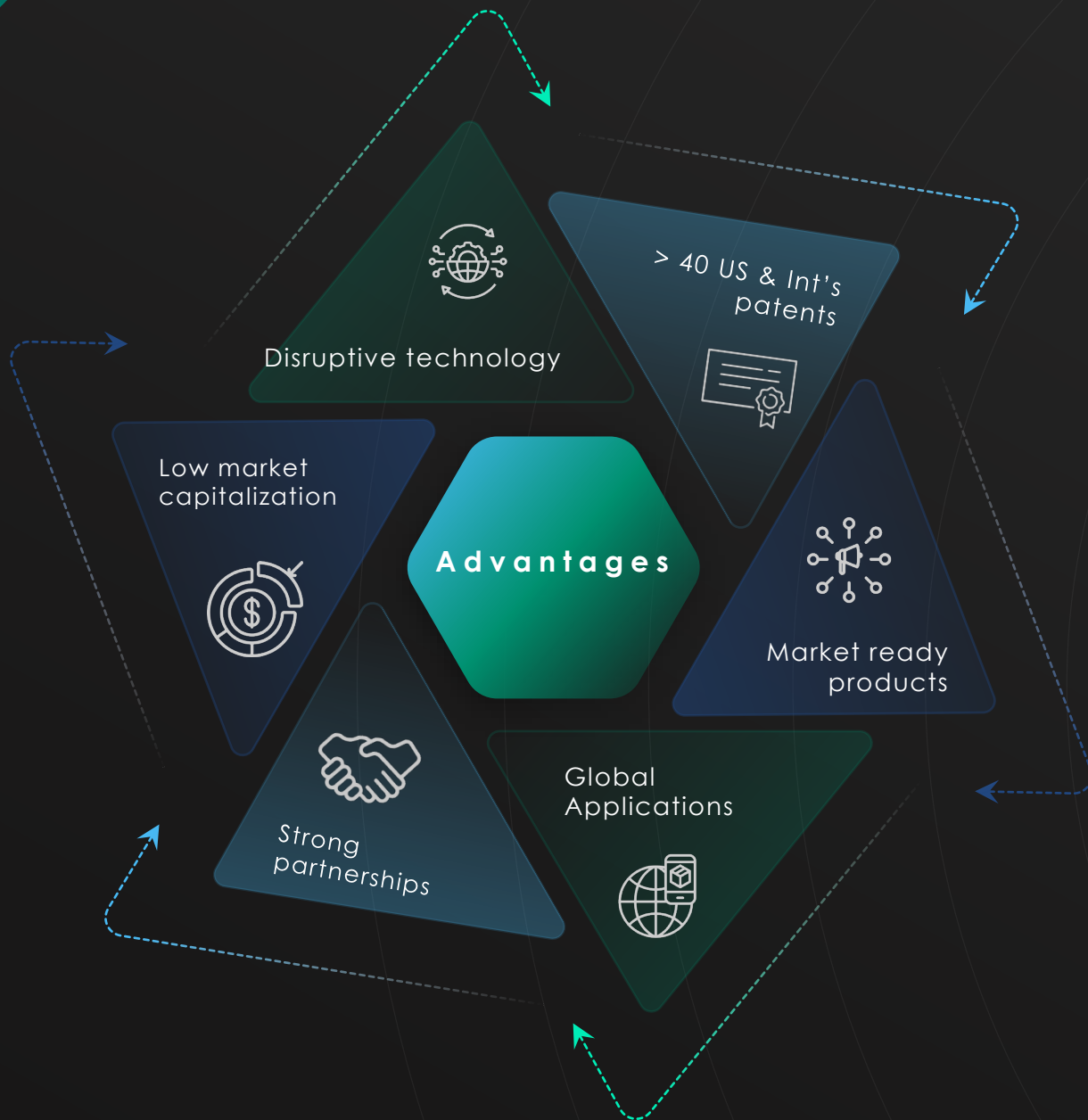
OUR MODEL





WHY TO INVEST?

12



Shares outstanding:

221 mln


Market cap:

\$25 mln





Cavitation
Technologies, Inc.
(OTCQB: CVAT)



THANK YOU!

Presented by **NEIL VOLOSHIN (CFO/COO)**

