

REFERENCE FORM 2020



November 09, 2020



TABLE OF CONTENTS

1	IDENTIFICATION OF THE INDIVIDUALS RESPONSIBLE	1
2	INDEPENDENT AUDITORS.....	4
3	FINANCIAL INFORMATION - CONSOLIDATED.....	7
4	RISK FACTORS.....	21
5	RISK MANAGEMENT AND INTERNAL CONTROLS	50
6	COMPANY HISTORY	68
7	COMPANY ACTIVITIES	73
8	EXTRAORDINARY BUSINESS	109
9	MATERIAL ASSETS.....	113
10	MANAGEMENT'S COMMENTS	129
11	PROJECTIONS	160
12	SHAREHOLDERS' MEETINGS AND MANAGEMENT	161
13	MANAGEMENT COMPENSATION	198
14	HUMAN RESOURCES	236
15	CONTROL AND ECONOMIC GROUP	242
16	TRANSACTIONS WITH RELATED PARTIES.....	257
17	CAPITAL STOCK	266
18	SECURITIES	270
19	SHARE BUY-BACK PROGRAM/TREASURY	295
20	TRADING POLICY	299
21	DISCLOSURE POLICY	302





1.0. Identification of the individuals responsible

Name of the individual responsible for the form contents
Position

Gilsomar Maia Sebastião
Investor Relations Officer

Name of the individual responsible for the form contents
Position

Dennis Herszkowicz
CEO



TOTVS S.A.
Publicly-held Company
CNPJ/ MF no. 53.113.791/0001-22
NIRE 35.300.153.171

I, **Gilsomar Maia Sebastiao**, Brazilian citizen, married, accountant, holder of Identity Card 24.733.092, and CPF tax registration No. 174.189.288-07, in my position as Chief Financial and Investor Relations Officer of TOTVS S.A, declare that:

- a. I have reviewed this Reference Form;
- b. all the information contained in this Reference Form meets the provisions of CVM Instruction No. 480, especially articles 14 to 19;
- c. the information contained herein gives a true, accurate and complete picture of the Company's economic and financial situation, of the risks inherent in its activities and of the securities issued by it.

GILSOMAR MAIA SEBASTIÃO
Chief Financial and Investor Relations Officer



TOTVS S.A.
Publicly-held Company
CNPJ/ MF no. 53.113.791/0001-22
NIRE 35.300.153.171

I, **Dennis Herszkowicz**, Brazilian citizen, married, graduate in advertising and marketing, holder of identity card 20.310.061 - SSP/SP, and CPF tax registration No. 165.783.068-38, in my position as Chief Executive Officer of TOTVS S.A., declare that:

- a. I have reviewed this Reference Form;
- b. all the information contained in this Reference Form meets the provisions of CVM Instruction No. 480, especially articles 14 to 19;
- c. the information contained herein gives a true, accurate and complete picture of the Company's economic and financial situation, of the risks inherent in its activities and of the securities issued by it.

DENNIS HERSZKOWICZ
CEO



2.1/2.2 - Auditors' identification and compensation

Does the issuer have an auditor?	YES		
CVM Code	471-5		
Type of auditor	National		
Corporate name	Ernst & Young Auditores Independentes S.S.		
National Corporate Taxpayers' Register (CNPJ)	61.366.936/0001-25		
Period of service provision	12/7/2016		
Description of the services contracted	The independent auditors provided the following services: (i) audit and issue of a report on the Company's individual and consolidated financial statements for the years ended December 31, 2017 and 2018; (ii) review and issue of a report on the Company's individual and consolidated Quarterly Information (ITRs) for the periods ended March 31, June 30 and September 30, 2017 and 2018 and March 31, 2019; (iii) ISAE - Review of the software development control environment; and (iv) provision of training on accounting standards.		
Total compensation paid to the independent auditors segregated by service	2018: Audit of financial statements: R\$1,206,820.00; ISAE - ISAE - Review of the software development control environment: R\$218,968.00; Other: R\$1,600 - Total: R\$1,427,388,00; and additional amounts related to auditing fees – R\$268,302.00		
Justification for the replacement	Not applicable		
Reason presented by the auditor in the event of disagreement with the issuer's justification	Not applicable		
Name of the person in charge	Period of service provision	Individual Taxpayers' Register (CPF)	Adress
Luiz Carlos Marques	1/1/2017	043.982.278-57	Avenida Presidente Juscelino Kubitschek, 1909, 7º andar, Vila Nova Conceição, São Paulo, SP, Brazil, CEP 04543-011, Phone number (11) 25733473, Fax number (11) 25735880, email address: luizcarlos.marques@br.ey.com



Does the issuer have an auditor?	YES		
CVM Code	471-5		
Type of auditor	National		
Corporate name	Ernst & Young Auditores Independentes S.S.		
National Corporate Taxpayers' Register (CNPJ)	61.366.936/0001-25		
Period of service provision	12/7/2016		
Description of the services contracted	The independent auditors provided the following services: (i) audit and issue of a report on the Company's individual and consolidated financial statements for the years ended December 31, 2019; (ii) review and issue of a report on the Company's individual and consolidated Quarterly Information (ITRs) for the periods ended March 31, June 30 and September 30, 2019; (iii) ISAE - Review of the software development control environment; (iv) Due Diligence in an acquisition process of a company and (v) Issuance of a comfort letter connected to the Follow-on carried out in May 2019.		
Total compensation paid to the independent auditors segregated by service	2019: The services for the period are divided between: (a) Audit Services and additional expenses connected to the financial audit items of (i) financial statements and (ii) Quarterly Financial Statements (ITRs), which amount to R\$ 1,533,898 and are equal to 48% of the total resources committed by the Company; and (b) Services that are Additional to the Financial Audit, which include services other than those connected to the financial statements audit, such as (iii) ISAE (R\$ 231,011), (iv) <i>Due Diligence</i> (R\$ 429,908) and, especially, those bound to the (v) subsequent issue of shares (<i>Follow-on</i>) in May 2019, which amount to R\$ 1,000,000 and account for 52% of the total invested funds. Individually, the <i>Follow-on</i> , which is an extraordinary event in the period, represented 31% of the resources allocated to audit services.		
Justification for the replacement	Not applicable		
Reason presented by the auditor in the event of disagreement with the issuer's justification	Not applicable		

Name of the person in charge	Period of service provision	Individual Taxpayers' Register (CPF)	Address
Luiz Carlos Marques	1/1/2017	043.982.278-57	Avenida Presidente Juscelino Kubitschek, 1909, 7º andar, Vila Nova Conceição, São Paulo, SP, Brazil, CEP 04543-011, Phone number (11) 25733473, Fax number (11) 25735880, email address: luizcarlos.marques@br.ey.com



2.3 – Other material information

The Company maintains a policy to support the engagement of independent audit services and occasional non-audit services provided by an Independent Auditor or a Party Related to the Independent Auditor.

The engagement of independent auditors to provide non-audit services is supported by principles that preserve their independence. These principles consist of the following conditions: (i) the services do not impact their independence; (ii) the services are previously assessed and recommended by the Audit Committee and approved by the Board of Directors; and (iii) the services are within their professional expertise.

Procedures adopted by the Company pursuant to item III, Article 2, of CVM Instruction No. 381/03: Before contracting other professional services not related to the independent accounting audit, the Company and its subsidiaries adopt as a formal procedure consulting with the independent auditors to ensure that the rendering of these other services will not affect the independence and objectivity required for the performance of independent audit services.

The Policy on Engagement of Independent Auditors was approved by the Board of Directors on September 25, 2018 and is available for consultation on the Company's Investor Relations website, at <https://ri.totvs.com/ptb/estatutos-politicas-e-regimentos>.

It is worth highlighting the annual assessment of the independent auditors carried out by the Audit Committee that has as purpose to continuously improve and evolve their procedures. During the effective term of the contract, the Audit Committee holds periodic meetings with the Independent Auditors aiming at determining the work plan and monitoring its development throughout the year, according to the annual meeting schedule established according to the Charters/ Internal Regulations of the Board of Directors and Advisory Committees. Every year the Company's Audit and Management Committee carries out a formal assessment of the work performed by the independent auditors. The result of such assessment will determine the need to carry out a new selection process with other audit firms (in case of audit companies) or Individual Auditors, or just to check all procedures to renew the contract for the next fiscal year, respecting the maximum limit of 5 fiscal years audited by the same auditing company or individual. The Audit Committee should receive, every year, from the Independent Auditors a formal statement confirming their independent status during the entire performance of the audit. Nevertheless, the monitoring of all aspects of their independence must be permanent, as well as monitoring of their structure and governance, suitability of internal quality control processes, training and dedication of the team assigned to perform the jobs, and fees compatible with the size and complexity of TOTVS.

In May 2020 the Audit Committee submitted its assessment on the independent auditors' performance to the Board of Directors, recommending to the Board that the same auditors should continue providing services in fiscal year 2020 - which was confirmed by the Board.



3.1 - Financial Information - Consolidated

(In Reais)	Year ended 12/31/2019	Year ended 12/31/2018	Year ended 12/31/2017
Shareholders' equity	2,478,408,276.83	1,288,220,000.00	1,261,577,000.00
Total assets	3,535,927,332.47	2,391,277,000.00	2,493,625,000.00
Net Revenue/Financial Intermediation Revenue/Insurance Premiums Earned	2,282,124,821.41	2,320,269,000.00	2,227,330,000.00
Gross profit	1,538,269,205.88	1,435,700,000.00	1,363,854,000.00
Net income	209,796,262.05	60,643,000.00	93,258,000.00
Number of shares, ex-treasury (Units)	190,685,608	163,451,636	163,405,760
Equity value per share (in R\$ per unit)	12.99735362	7.881353	7.720517
Basic earnings per share	1.1605	0.364400	0.569100
Diluted earnings per share	1.1504	0.36	0.56



3.2 – Non-accounting measures

(a) value of non-accounting measures

EBITDA, EBITDA Margin, Adjusted EBITDA and Adjusted EBITDA Margin

EBITDA (Earnings Before Interest, Tax, Depreciation and Amortization) is a non-accounting measure prepared by the Company in compliance with CVM Instruction No. 527, of October 4, 2012 ("CVM Instruction 527"), which is reconciled to its financial statements and consists of net income for the year or period, plus financial income and expenses, income tax and social contribution, and depreciation and amortization costs and expenses.

The EBITDA Margin is calculated as EBITDA divided by net revenue from services and sales.

Adjusted EBITDA is a non-accounting measure prepared by us which corresponds to EBITDA adjusted by equity pick-up, the provision for impairment of assets, additional provisions for contingencies, loss (gain) on disposal of permanent assets, additional provisions for doubtful debts, gains on sales of subsidiaries, and net losses on discontinued operations, which, in our view, are no part of our regular business operations and/or distort the analysis of our performance. The adjustments to our operations are classified as follows:

- i. **Equity Method Result:** the equity method contained in the Company's consolidated result reflects the result earned by the affiliated company, calculated according to its percentage share in the investment;
- ii. **Net Profit (Loss) from Discontinued Operations:** The Company's strategic focus on software as a result of having sold its hardware operations.
- iii. **Non-cash Allowances:**
 - a. In 2006, Bematech filed for an injunction against the Federal Revenue Regional Office in Curitiba to obtain the recognition of the illegality/unconstitutionality of the inclusion of ICMS amounts in the PIS and COFINS tax base. In 2017, this case was judged by the Federal Supreme Court (STF), under the general repercussion regime, which decided to exclude ICMS from the PIS and COFINS tax base. Accordingly, Bematech, supported by the opinion of its legal counsel, reversed the provision at December 31, 2017, totaling R\$8,454 thousand (R\$8,203 thousand at December 31, 2016), R\$4,288 thousand of which referred to the principal amount of this contingency, recognized under "General and Administrative Expenses", and R\$4,166 thousand to monetary variation losses, recognized under "Financial Expenses".
 - b. Adjustment in the allowance for investment acquisition obligations in the amount of R\$9,193 thousand occurred in the fiscal year ended December 31, 2018.
 - c. Allowance for actuarial liabilities arising from post-employment benefits in the amount of R\$1,287 thousand occurred in the fiscal year ended December 31, 2018.
 - d. Extraordinary allowance for attorney's fees in case of success, in the amount of R\$1,900 thousand, occurred in the fiscal year ended on December 31, 2018.
 - e. Adjustment in the allowance for investment acquisition obligations in the amount of R\$3,732 thousand occurred in the fiscal year ended on December 31, 2019.
- iv. **Loss (gain) on permanent assets write-off:** it does not make part of the Company's operating expenses.



- v. **Partner's Software:** compensation of R\$ 4,250 for contract termination
- vi. **M&A expenses:** fees resulting from the acquisition process of a company.

The "Adjusted EBITDA Margin" corresponds to Adjusted EBITDA divided by net revenue from services and sales.

EBITDA, EBITDA Margin, Adjusted EBITDA, and Adjusted EBITDA Margin are not measures of financial performance in accordance with the Accounting Practices Adopted in Brazil or the International Financial Reporting Standards (IFRS) issued by the International Accounting Standard Board (IASB), do not represent the cash flow for the reported periods, should not be considered as a replacement for net income, indicators of operating performance, or as an alternative to cash flow as an indicator of the Company's liquidity, nor as the base for dividend payouts. These measures do not have a standardized meaning and may not be comparable to similarly titled measures reported by other companies.

EBITDA, EBITDA Margin, Adjusted EBITDA, and Adjusted EBITDA Margin are financial indicators used to evaluate the result of companies without the influence of their capital structure, tax effects, other accounting impacts, without a direct effect on the Company's cash flow and other items considered as non-recurring by the Company or which do not arise from its main operations. EBITDA, EBITDA Margin, Adjusted EBITDA, and Adjusted EBITDA Margin are additional information to the Company's financial statements and should not be used as an alternative to the audited financial statements.

The Company uses and discloses as non-accounting measures EBITDA, EBITDA Margin, Adjusted EBITDA, and Adjusted EBITDA Margin, as shown in the table below:

In thousands of Reais	Year ended December 31,		
	2019	2018	2017
EBITDA	429,217	270,853	286,455
EBITDA Margin%	18.8%	12.8%	14.4%
Adjusted EBITDA (i)	469,742	347,013	285,425
Adjusted EBITDA Margin % (ii)	20.6%	16.4%	14.3%

- (i) On January 1st, 2019, the new standard that governs the accounting treatment of Leasing Operations [IFRS 16/CPC 06 (R2)] issued by IASB and CPC [Brazilian Committee of Accounting Standards], respectively, became effective. To implement such standard, the Company adopted the modified retrospective approach. As a result, the financial information as of December 31, 2018 and 2017 were not adjusted to reflect the adoption of IFRS 16/CPC 06 (R2) and, therefore, cannot be compared with the financial information as of December 31, 2019, which reflect the effects of adopting such newer standard. The adjusted EBITDA on the financial statements as of December 31, 2019 includes the impact of applying IFRS 16/ CPC 06 (R2) standard in the amount of R\$ 44.0 million, which corresponds to lease payments for the same period and that comprise part of the amortization of assets in use, as well as interests on updating the financial lease liability.
- (ii) In 2019, disregarding the effect of IFRS16, the adjusted EBITDA margin is 18.7%. For the fiscal years 2018 and 2017, the figures shown above have no IFRS effect.

Gross and Net Debt

Our Gross Debt consists of the sum of the balances of loans and financing, leases, debentures, and obligations for acquisition of investments, both current and non-current. Our Net Debt is calculated as Gross Debt minus the balances of cash and cash equivalents, and collateral for investments made, both current and non-current.



Gross Debt and Net Debt are not measures of financial performance, liquidity or indebtedness recognized by the Accounting Practices Adopted in Brazil or the International Financial Reporting Standards (IFRS), issued by the International Accounting Standard Board (IASB), do not present indebtedness as of the reported dates, and are not indicators of our financial condition, liquidity or ability to settle our debt. Also, they are not calculated using a standardized methodology and may not be comparable to the definitions of gross and net debt or similarly titled measures used by other companies.

Below are the amounts of Gross Debt and Net Debt for the reported dates:

In thousands of <i>Reais</i>	Fiscal year ended December 31,		
	2019	2018	2017
Gross Debt	493,988	553,720	761,141
Net (Cash) Debt	(1,071,433)	50,678	322,344

Recurring and non-recurring revenues

Recurring software revenues: these refer to revenues from agreements with customers with ongoing service provision (12-month contracts renewable on an automatic basis), consisting of revenues from Maintenance (technological evolution and service), Subscription (software as a service), and monthly services, such as Cloud.

Non-recurring software revenues: these refer to sales of software licenses of the traditional type, whereby the customer is entitled to use the software for an indefinite period, and software implementation and customization services.

Recurring and non-recurring software revenues for the reported dates are presented below:

In thousands of <i>Reais</i>	Fiscal year ended December 31,		
	2019	2018	2017
Software Revenues			
Recurring	1,729,218	1,547,192	1,466,421
Non-Recurring	552,906	563,989	526,490

(b) Reconciliation between the amounts reported and the amounts presented in the audited financial statements

The reconciliation between these non-accounting measures and the financial statements is presented below:



EBITDA, EBITDA Margin, Adjusted EBITDA and Adjusted EBITDA Margin

In thousands of Reais	2019	2018	2017
Net income	210,648	60,643	93,258
Equity Method Result	248	517	69
Income tax and social contribution	70,111	46,940	11,195
Financial income and expenses	1,177	40,462	39,185
Depreciation and amortization	147,033	122,291	142,748
EBITDA	429,217	270,853	286,455
Net revenue from services and sales	2,282,124	2,111,160	1,992,911
EBITDA Margin%	18.8%	12.8%	14.4%
Net profit (loss) from Discontinued Operation	43,268	77,092	-
Allowances - Non-cash	(3,732)	(6,006)	(4,288)
Loss (gain) on disposal of permanent assets	(11,759)	824	3,258
Partner's Software	-	4,250	-
Extraordinary Costs with Personnel Dismissal	10,547	-	-
M&A expenses	2,201	-	-
Adjusted EBITDA (i)	469,742	347,013	285,425
Adjusted EBITDA Margin (ii)	20.6%	16.4%	14.3%

- (i) On January 1st, 2019, the new standard that governs the accounting treatment of Leasing Operations [IFRS 16/CPC 06 (R2)] issued by IASB and CPC [Brazilian Committee of Accounting Standards], respectively, became effective. To implement such standard, the Company adopted the modified retrospective approach. As a result, the financial information as of December 31, 2018 and 2017 were not adjusted to reflect the adoption of IFRS 16/CPC 06 (R2) and, therefore, cannot be compared with the financial information as of December 31, 2019, which reflect the effects of adopting such newer standard. The adjusted EBITDA on the financial statements as of December 31, 2019 includes the impact of applying IFRS 16/ CPC 06 (R2) standard in the amount of R\$44.0 million, which corresponds to lease payments for the same period and that comprise part of the amortization of assets in use, as well as interests on updating the financial lease liability.
- (ii) In 2019, disregarding the effect of IFRS16, the adjusted EBITDA margin is 18.7%. For the fiscal years 2018 and 2017, the figures shown above have no IFRS effect.

Gross and Net Debt

In thousands of Reais	Fiscal year ended December 31,		
	2019	2018	2017
Loans and financing (current and non-current) ⁽¹⁾	247,703	201,471	402,556
Debentures (current and non-current)	202,973	277,188	269,138
Obligations for acquisition of investments (current and non-current)	43,312	75,061	89,447
Gross Debt	493,988	553,720	761,141
(-) Cash and cash equivalents	(1,538,156)	(452,799)	(387,169)
(-) Guarantees for investments (current and non-current)	(27,265)	(50,243)	(51,628)
Net (Cash) Debt	(1,071,433)	50,678	322,344

(1) The balance of loans and financing (current and non-current) as of December 31, 2019 comprised a financial lease totaling R\$241.3 million.



In thousands of Reais	Fiscal year ended on December 31,		
	2019	2018	2017
Recurring	1,729,218	1,547,192	1,467,359
Non-Recurring	552,906	563,968	525,552
Licenses	213,915	177,723	166,660
Services	338,991	386,245	358,892
Software Revenues	2,282,124	2,111,160	1,992,911
Recurring (1)	1,729,218	1,547,192	1,467,359
Non-Recurring (2)	552,906	563,968	525,552
	2,282,124	2,111,160	1,992,911

(1) Recurring software revenues: these refer to revenues from agreements with customers with ongoing service provision (12-month contracts renewable on an automatic basis), consisting of revenues from Maintenance (technological evolution and service), Subscription (software as a service), and monthly services.

(2) Non-recurring software revenues: these refer to sales of software licenses of the traditional type, whereby the customer is entitled to use the software for an indefinite period, as well as to software implementation and customization services.

(c) explain why this measure is more appropriate for a proper understanding of your financial condition and the results of your operations

EBITDA, EBITDA Margin, Adjusted EBITDA and Adjusted EBITDA Margin

The Company understands that EBITDA and EBITDA Margin are the measures that best reflect the cash generation arising from the Company's operating results. Accordingly, they enable the Company's comparability with other companies from the same field of operation in Brazil and abroad, since the Company's peers may have different capital structures, and levels of amortization expenses, especially in relation to intangible assets arising from acquisitions.

In general, the Company's investments in research and development are not capitalized and are fully recognized under "Research and Development" in the statement of income, thus fully impacting the Company's EBITDA and EBITDA Margin.

The Company understands that Adjusted EBITDA and Adjusted EBITDA Margin are the performance measures most appropriate for a proper understanding of its financial condition and results of operations, and that they enable a comparison with other companies from the same segment, even though other companies may calculate them differently.

The Company believes that the Adjusted EBITDA reflects its performance without the influence of factors connected to: (i) the equity method result; (ii) net loss from discontinued operations; (iii) non-cash allowances: additional allowances for contingencies, actuarial provision, and obligations for acquisition of investments; (iv) loss (gain) on permanent assets write-off; (v) gain from the sale of subsidiaries; (vi) extraordinary personnel termination costs; (vii) partners' software, and (viii) M&A expenses. Such characteristics, in the Company's opinion, make Adjusted EBITDA a more practical and more appropriate measure of its performance.

Gross and Net Debt

The Company understands that Net Debt and Gross Net are useful to evaluate its level of indebtedness in relation to its cash position. In addition, the Company is subject to compliance with certain financial covenants that use Net Debt as a parameter as defined in the respective debt agreements. For further information on the financial



agreements entered into by the Company and other debt instruments, as well as on the financial covenants to which the Company is subject, see item 10.1(f) of this Reference Form.

Recurring and non-recurring revenues

The Company understands that recurring revenue is useful to measure the performance of agreements with customers whose services are provided on an ongoing basis, as well as to monitor indicators such as customer renewal and churn rates. In addition, considering the predictability of recurring revenues, the Company is able to equally predict investments in innovation and new technologies, expanding the solutions portfolio to meet customer needs.

Non-recurring revenues, on the other hand, are one-off revenues arising from direct sales of licenses (traditional software sales model) and the provision of customization and implementation services with a defined development deadline.



3.3 - Events subsequent to the latest financial statements

On January 28, 2020, the Company acquired the remaining interest of 40% of the capital of subsidiary Neolog in the amount of R\$7,120. This acquisition was recorded under "Liabilities due to investment acquisition".

On January 30, 2020, by means of its subsidiary Soluções em Software e Serviços TTS Ltda, the Company concluded the acquisition of shares of the capital of Consinco S.A. pursuant to the Quota Purchase and Sale Agreement and Other Covenants executed by and between the parties on December 27, 2019.

On April 8, 2020, by means of its subsidiary TOTVS Large Enterprise Tecnologia S.A ("TOTVS Large"), the Company entered into on this date a Purchase Agreement and Other Covenants ("Agreement") for acquiring 100% of the capital stock of WEALTH SYSTEMS INFORMÁTICA LTDA. ("WEALTH SYSTEMS") for R\$27.0 million, subject to adjustments, of which R\$16.7 million paid in cash to sellers and R\$10.3 million will be paid in February 2021.

On April 22, 2020, the Company approved the 2nd Issue of Simple, non-convertible, unsecured debentures, in a single series for public distribution with restricted placement efforts, intended exclusively to professional investors in the total amount of R\$200,000 and the debentures will have a unit face value of R\$1,000.00. The Unit Face Value will bear interest corresponding to 100.0% of the accumulated variation of the average daily rates of the DI (Interbank Deposits), based on 252 business days, plus a spread equivalent to 2.65% per year. Debentures will mature on April 22, 2021.

On April 27, 2020, the Company's Extraordinary Shareholders Meeting approved the of the stock split of all the common shares issued by the Company in the ratio of one common share for three (1:3) of the same type without any change in the capital stock. Consequently, the number of common shares in which the Company's capital is divided changed from 192,637,727 to 577,913,181 shares. On the same occasion, it was approved to reduce the number of members of our Board of Directors, from 9 to 7, with the members elected for the term ending at the AGM of 2022. All candidates proposed by the Board of Directors were elected.

On April 30, 2020, the Company completed the acquisition of 88.8% of the share capital of Supplier Participações, through its subsidiary TOTVS Tecnologia em Software de Gestão Ltda, according to the terms and conditions of the contract signed on October 28, 2019. The founders of SUPPLIER, Mauro Wulkan and Eduardo Wagner, remain at the helm of the operation besides holding 11.2% interest, and having the mission of preserving SUPPLIER's competitive advantages, reflected in the high levels of client recurrence and loyalty, as well as the low history of losses registered in more than 15 years of SUPPLIER's track record.



3.4 - Income allocation policy

<i>Amounts in Reais</i>	2019	2018	2017
a. rules on earnings retention	The Company does not have a policy establishing retention rules in addition to those provided for in the law. Pursuant to Law 6.404/76, the Company may allocate at least five percent (5%) to the legal reserve, up to a limit of twenty percent (20%) of its capital stock. In a year when the balance of the legal reserve plus the amounts of the capital reserves exceed thirty percent (30%) of capital stock, the allocation of a portion of net income for the year to the legal reserve ceases to be mandatory. Also pursuant to Law 6.404/76, the Company may retain the amount related to the capital budget, submitted by management bodies with a justification for the earnings retention, including the sources of the funds and capital investments, whether fixed or current, for up to five (5) consecutive years, except in case a large project is carried out over a longer period. The budget may be approved by the General Shareholders' Meeting that approves the balance sheet for the year, and reviewed annually, when it has a duration of more than one fiscal year.		
a.i. amounts of earnings retentions	Legal reserve R\$10,489 thousand and Revenue retention reserve R\$98,671 thousand	Legal reserve R\$2,977 thousand and Revenue retention reserve R\$2,840 thousand	Legal reserve R\$4,649 thousand and Revenue retention reserve R\$32,544 thousand
a.ii percentages in relation to the total earnings declared	47.03%	4.77%	35.00%
b. rules on dividend distributions	A portion corresponding to twenty-five percent (25%) of adjusted annual net income, as provided for in Article 202 of the Brazilian Corporation Law and Article 37 of the Company's bylaws, shall be allocated to the payment of the minimum mandatory dividend.		
c. frequency of dividend distributions	At the end of each fiscal year. The Company's bylaws (Article 39) provide for the possibility of paying dividends more frequently.		
d. any restrictions on the distribution of dividends imposed by law or special regulations applicable to the Issuer, as well as agreements or court, administrative or arbitration decisions			
e. whether the issuer has a formally approved income allocation policy, stating the body responsible for approval and the date of approval; and, if the issuer discloses the policy, the websites where this document is available for consultation	Currently, there are no restrictions on the payment of dividends imposed by law or special regulations applicable to the Company.		



3.5 - Distribution of dividends and retention of net income

(In Reais)	Year ended 12/31/2019	Year ended 12/31/2018	Year ended 12/31/2017
Adjusted net income	199,306,200.00	56,571,000.00	88,332,000.00
Dividend distributed in relation to adjusted net income	52.631645	80.894805	63.157180
(%)	4.234520	4.707503	7.392177
Rate of return in relation to the issuer's shareholders' equity	104,898,131.03	45,763,000.00	55,788,000.00
(%)	94,408,068.98	14,880,000.00	37,470,000.00
Total dividend payout	4/27/2020	4/18/2019	4/5/2018

Retained net income	Amount	Dividend payout	Amount	Dividend payout	Amount	Dividend payout
Mandatory Dividend						
Common shares	24,816,612.56	5/20/2020	17,977,520.00	3/10/2018	5,441,584.63	5/9/2018
Interest on shareholders' equity						
Common shares	36,223,951.44	10/10/2019	14,708,880.00	3/10/2018	32,912,246.64	10/6/2017
Common shares	43,857,567.02	5/20/2020	13,076,130.88	5/9/2019	17,434,329.03	5/9/2018



3.6 - Declaration of dividends out of the retained earnings account or reserves

No dividends were declared out of the retained earnings account or reserves for the years ended December 31, 2019, 2018 and 2017.



3.7 – Indebtedness Level

Fiscal Year	Sum of current and non-current	Type of ratio	Indebtedness level	Description and reason for using another ratio
12/31/2019	1,057,518,000.00	Indebtedness Level	0.42669229	Not applicable



3.8 – Obligations

Fiscal year (12/31/2019)							
Type of obligation	Type of guarantee	Other guarantees or privileges	Less than one year	From one to three years	From three to five years	Over five years	Total
Financing	Collateral		49,260,165.32	70,461,516.43	91,294,961.73	30,323,416.07	241,340,059.55
Debt securities	Floating guarantee		0,00	0,00	0,00	0,00	0,00
Financing	Unsecured		202,972,866.52	0,00	0,00	0,00	202,972,866.52
Financing	Other guarantees or privileges	See note below	6,362,997.10	0,00	0,00	0,00	6,362,997.10
Total			243,473,000.00	235,186,000.00	0,00	0,00	478,659,000.00

Note

Criteria used: (i) loans and financing granted by BNDES were accounted for as debts having a letter of guarantee (Other); and (ii) the 2017 debentures are unsecured. The information provided in this topic refers to the consolidated financial statements ended on December 31, 2019. The amounts related to Obligations for acquisition of investments (current and non-current) in the amount of R\$ 43.3 million on December 31, 2019 were not included in this table.



3.9 – Other material information

The Company's debt agreements contain cross default clauses that are standard conditions of financing agreements in general. Non-compliance with these clauses by the debtor may lead to accelerated maturity of the outstanding balance of the debt, which, in turn, may constitute an accelerated maturity event for other debts. For further information, see item 10.1 (f) in this Reference Form.



4.1 – Description of risk factors

An investment in securities issued by the Company involves exposure to certain risks. Before making any decision to invest in any security issued by the Company, potential investors should carefully review all information contained in the Reference Form, the risks set forth below and the Company's financial statements and accompanying notes. The Company's business, financial condition, results of operations, cash flow, liquidity and/or future business may be adversely affected by any of the risk factors set out below. The market price of the securities issued by the Company may decrease due to any of these and/or other risk factors, in which case potential investors may lose all or substantially all of their investment in securities issued by the Company. The risks set out below are those which the Company knows and believes, as of the date of this Reference Form, may adversely affect the Company and its subsidiaries. Furthermore, additional risks either unknown or deemed insignificant by the Company as of the date of this Reference Form may also adversely affect the Company.

For the purposes of this section "4. Risk Factors," except as otherwise expressly provided for herein or required by the context, any reference to the fact that a risk, uncertainty or problem may or will cause or have an "adverse effect" or "negative effect" on the Company or similar expressions means that such risk, uncertainty or problem may or could have a material adverse effect on the Company's or its subsidiaries' market share, reputation, business, financial condition, results of operations, cash flow, liquidity and/or future business, as well as on the price of securities issued by the Company. Any similar expressions included in this section "4. Risk Factors" should be understood in this context.

Notwithstanding the subdivisions of this section "4. Risk Factors," certain risk factors set forth in one item may also apply to other items.

a. Risks related to the Company

The Company's success depends on its ability to develop new products and services, integrate acquired products and services and improve its existing products and services.

The market for management systems, the primary market in which the company operates in terms of revenue, is characterized by constant technological breakthroughs, evolving computer hardware standards, the development of software and communications infrastructure, a growing complexity of customer requirements, frequent improvements in user experience and new products constantly launching. Should the Company fail to develop technological improvements, to improve and enhance its products and services in a timely fashion, of properly identifying and translating its clients' needs or to position or price its products and services so as to meet the market demand, then the Company's clients may refrain from buying new software licenses, subscribing to use software and contracting services or the Company may lose competitiveness when it comes to attracting new clients.

In addition, the technology standards adopted by the Company's industry are rapidly evolving. Therefore, the Company cannot assure that the standards on which it has chosen to develop new products will allow it to compete effectively in the markets it serves. Any lack of advances in standardizing languages adopted, simplifying structures or convergence of solutions may materially impact the Company's business strategy and, consequently, its financial results.

The Company may not be able to efficiently compete in the Techfin segment and other new markets.

An important part of the Company's strategy is to enter new markets, including the market of TechFins, and the Company's success in this segment will depend on its ability to extract, process, and monetize data from ERPs already used by customers, as well as its ability to scale the operation.



The Company may have difficulties to perform such operation in a sustainable manner due to its dependence on partners for structuring and funding it. It may also be impacted by the low amount and quality of data available.

Should such factors materialize, the investments made in this segment may not achieve the expected return, adversely impacting the Company's financial results. In addition, the Company may be impacted by the flattening of the originally projected growth curve due to the current socioeconomic scenario caused by the coronavirus COVID-19 pandemic.

The Company may be subject to risks related to errors or malfunction in its products that can be difficult or even impossible to fix.

We offer technically complex products that, when first introduced or launched as new versions, may contain software or hardware defects that are difficult to detect or to correct. The existence of defects, errors and delays or inability to fix them can result in negative consequences, including: (i) cancellation of orders; (ii) additional warranty expenses; (iii) delays in the collection of receivables; (iv) product returns; (v) loss of acceptance of our products in the market; (vi) diversion of research and development funds that could be used to develop new products; (vii) any actions for damages; and (viii) reputational programs in the marketplace. The occurrence of any such defects or delays and the inability to fix them can adversely affect our reputation, our results and our financial condition.

The Company's information technology ("IT") security measures may be breached or compromised by cyberattacks, including on the infrastructure required for supporting the Company's IT systems, which may lead to unexpected unavailability of such IT systems, as well as reputational and financial damage to the Company.

Any action to circumvent the information technology security measures in place at the Company and in our products and/or at our suppliers could lead to misappropriation of proprietary information owned by the Company and/or our clients that is stored on the Company's servers or public clouds homologated by the Company or cause interruptions in our services or operations. Additionally, the security measures in place to protect data, be it our own or out clients', that is processed and stored by the Company can be inadequate or insufficient to prevent security breaches or cyberattacks. Should this scenario materialize, the Company's operating results, cash flow, liquidity and reputation may suffer a material adverse effect.

In addition, the Company's Datacenter, an environment designed to house servers and store data, among other things, is located near the Campo de Marte air base in São Paulo, a place with potential risk of aviation accidents.

If any of the aforementioned risks should materialize, including any such accident in said area as could damage the Company's Datacenter, then the data stored thereat may be affected, which could adversely affect the Company's image and business.

Should the Company be required to expend significant capital and other resources to protect against the threat of security breaches and to fix problems caused by breaches as well as by any unplanned unavailability of the Company's and/or its clients' IT systems, then the Company's business and revenues could be adversely affected.

The Company is subject to risks associated with noncompliance with any Data Protection laws (both national and international) and can be adversely affected by any penalties or other sanctions imposed.

In the year 2018, the General Data Protection Law (Law No. 13.709/2018, or "LGPD") was enacted to come into effect as of August 2020, which will transform the personal data protection system in Brazil. The LGPD establishes a new legal framework to be observed in personal data handling operations and provides, among others, for the rights of data subjects, the legal bases applicable to the protection of personal data, requirements for obtaining



consents, obligations and requirements related to security incidents and leaks and to data transfers, as well as an authorization for creation of the National Data Protection Authority. In case the Company and its subsidiaries do not implement the new guidelines, they will be subject to sanctions, either in an isolated or cumulative manner, as warnings, an obligation to publish the incident, temporary blocking and/or elimination of personal data and a penalty equivalent to as much as two percent (2 percent) of the entity, group or conglomerate's revenues in Brazil for the latest fiscal year, net of taxes, up to the lump-sum amount of fifty million *Reais* (R\$50,000,000) per breach.

Additionally, because they handle data of people located in the European Union, the Company and its subsidiaries are also subject to sanctions under the GDPR (General Data Protection Regulation), which was passed in April 2016 and took effect in May 2018. Such regulation provides for obligations designed to preserve the right of European citizens, but also applies to all businesses in the world handling data concerning people or services in any European Union countries in connection with consent, right to access, removal and portability of personal data provided. Any breach of any provisions of said Regulation can result in penalties of up to four percent (4 percent) of the entity's overall annual revenues or twenty (20) million Euros, whichever the higher, as well as in the incident being announced to the Market and even the Company's activities being suspended.

Thus, any failures in protecting personal data processed by the Company, as well as any lack of compliance with the applicable legislation, can result in high fines payable by the Company, disclosure of the fact to the market, removal of the corresponding personal data from the database, and even the suspension of its activities, which may negatively affect the Company's image, reputation and results.

The Company may be unable to efficiently compete in the highly competitive software industry.

The Company competes with several companies engaged in the global, regional and local software markets and related services, including enterprise resource planning software vendors, open-source software developers, companies providing consulting services and tech startups. Some of our potential or existing competitors are involved in a wider range of lines of business, and some of them have larger installed client bases for their products and services, or have significantly greater financial, technical, marketing and other resources than does the Company, enhancing their ability to compete with the Company. Likewise, the Company could lose market share if the companies with which it competes introduce or acquire new products that compete with the Company's products or add new functionalities thereto. In addition, as a result of signs of a downturn in ERP software market for large companies, some of the Company's competitors may tap the market for small and medium-sized businesses as an alternative course of action to increase their revenues, which could have a material adverse effect on the Company's business, results of operations, financial condition and cash flows.

The Company is subject to risks related to unauthorized or improper use of our intellectual and/or industrial property.

The Company is subject to the misappropriation and inappropriate use of its solutions, as well as to legal and administrative proceedings connected to intellectual or industrial property. Accordingly, any misuse of the software by a unauthorized user may also imply a fine payable by the Company, which can result in significant costs and also the use of resources not projected for such purpose, as well as the need for the attention by the Company's Management and technology staff, which may adversely affect its business, its competitive position, its financial status, its operating results and its cash flow.

The Company's growth depends on potential successors taking over key positions and on our ability to continue to attract and retain qualified individuals having specific technology expertise.

The future success of the Company largely depends on its ability to train and retain potential successors to take over key positions on its Management team and other positions deemed strategic. Accordingly, the loss of anyone holding a key position could materially affect the Company's business and results of operations if our succession plan does not prove effective. The Company also relies on the continued service of qualified, key employees having



specific technology expertise who may have not been trained appropriately. There is substantial and continuous competition in the information technology industry for highly skilled sales, technical and other personnel, as the Company competes in a global market for such professionals. As a result, the Company may have to offer higher compensation to attract and retain qualified personnel, which may represent additional costs that may not be offset by improved productivity or higher prices.

Amendments to or different interpretations of any tax or labor laws can adversely affect the Company's results.

Tax authorities have been frequently making changes to tax regimes, such as changes in tax rates and the creation of taxes, whether temporary or permanent, which can affect the Company's strategy. Some of these changes can increase the tax burden on the Company, which may limit its ability to do business in existing markets, thereby having a material adverse effect on our profitability.

The Company is currently entitled to certain tax benefits and/or special taxation systems. There can be no assurance that such benefits will be maintained or renewed given the current political and economic environment in Brazil. Should the Company be unable to renew its tax benefits or if any such benefits are changed, limited, suspended or revoked, then the Company may be adversely affected. In addition, certain tax laws can be subject to conflicting interpretations by tax authorities. If the tax authorities may interpret tax laws differently from the Company's interpretations, the Company could be adversely affected.

In addition, the Company's activities are subject to direct or indirect taxes, levies and contribution that, in turn, are subject to changes, which may adversely affect our business, financial condition, results of operations and cash flows.

Any such change may result in higher taxes being imposed on: (i) the Company's gross revenues; (ii) on the royalties that are paid to the Company's partners both in Brazil and abroad; (iii) on financial income; (iv) on gross profits; and, especially, (vi) the Company's personnel costs. The adverse effect of such changes in tax and labor laws can adversely affect the Company's competitiveness relative to its competitors, especially foreign ones, in the event that they raise taxes only to companies based in Brazil.

Our competitors include suppliers of market business applications (such as ERP, CRM (Customer Relationship Management) and BI (Business Intelligence) software), collaboration products and business intelligence products, and those engaged in open-source software initiatives, in which competitors may provide license-free software and intellectual property and companies are engaged in consulting activities.

The Company's enterprise resource planning software products automate critical business processes, such as manufacturing, distribution, accounting, finance, human resources and sales. The Company's products include ERP, CRM and BI software, as well as specific modules — vertical ones — that provide additional capabilities that are specifically tailored to our clients' lines of business.

The lower entry barriers for competitors from other countries into the Brazilian market, the trend towards new distribution methods (e.g. software as a cloud service) and opportunities presented by the Internet and e-commerce could result in increased competition with the Company's products through the entry of systems integrators, consulting firms, telecommunications firms, computer hardware vendors and other information technology service providers.

In addition, the competition in the market served by the Company can increase as a result of consolidations between potential clients of its products, as well as between its competitors, or as a result of strategic alliances between its competitors and other companies. In response to the competition, consolidation within the industries in which we are engaged and general adverse economic conditions, the Company may be required to give



discounts or other price cuts or otherwise modify its billing practices in order to retain its ability to compete. These developments have adversely affected and may increasingly adversely affect the Company's revenues and profits.

Acquisitions pose risks, and the Company may not achieve the strategic goals contemplated at the time of any transaction.

The M&A is an important element of the Company's strategy, and we expect to continue to acquire companies, products, services and technologies. Risks we may encounter due to an acquisition include the following: (i) the acquisition may not contribute to our business strategy or we may pay more than its fair value; (ii) the Company may have difficulty assimilating the acquired technologies or products with its product lines, thereby failing to maintain uniform standards, controls, procedures and policies; (iii) our relationship with current and new employees, clients and distributors could be impaired; (iv) the due diligence process may fail to identify technical problems, such as issues with the acquired company's product quality or product structure; (v) the Company may face contingencies related to product liability, intellectual property, financial disclosures and accounting practices or internal controls; (vi) the acquisition may result in litigation initiated by terminated employees or third parties; (vii) the acquisition process may be met with setbacks and divert Management's attention to transition or integration-related issues; and (viii) the Company may be unable to timely obtain authorizations from governmental authorities under competition and antitrust laws.

Additionally, the process of integrating the acquired operations may not lead to the expected benefits, which could adversely affect the Company's business. In addition to the aforementioned risks, during this integration process, the Company may face other risks, including the following:

- Integration difficulties, such as (i) higher costs than anticipated to continue the expansion of distribution channels with quality and capillarity to serve the market; (ii) inability to manage a larger number of employees, geographically dispersed; (iii) inability to create and effectively implement uniform standards, controls, procedures, and policies; and (iv) resistance and delay in the process of disseminating and unifying the organizational culture.
- Potential inability to coordinate and integrate software sales and development efforts to effectively communicate the possibilities of selling combined products, cross-sell products and successfully manage the combined sales of products as well as the integration of development activities carried out by acquired companies, failing to maximize expected synergies.

In addition, other unknown and undisclosed liabilities associated with the acquisition and integration of operations acquired by the Company may exist.

These factors could have a material adverse effect on the Company's business, results of operations, financial condition or cash flows, particularly in the case of acquisition of larger companies or acquisition of a bigger number of companies. Additionally, as the Company issues shares related to future acquisitions, existing shareholders may have their holdings diluted, and earnings per share may decline.

The Company may be subject to unfavorable results in legal or administrative proceedings that could adversely affect its results and financial condition.

The Company is a defendant in legal and administrative proceedings and cannot assure their outcome will be favorable. The provisions made can be insufficient to cover the total cost of such proceedings. Additionally, the Company may be subject to contingencies for other reasons that may require it to spend significant amounts. Rulings unfavorable to the Company's interests that may reach substantial amounts or prevent the conduct of business as initially planned may have an adverse effect on our business, financial condition and results of operations. For more information on relevant lawsuits, see items 4.3, 4.4, 4.5, 4.6 and 4.7 of this Reference Form.



The Company is subject to the risk of lawsuits based on alleged infringements of third-party copyrights.

The Company is subject to lawsuits based on alleged infringements of copyrights owned by third parties due, in part, to a recent increase in the number of patents and copyrights registered by tech companies. In this regard, certain technology upgrades and improvements, the enhancement of new solutions and the development of new products by the Company using standards previously developed and registered by other companies in the information technology sector may subject the Company to lawsuits and arbitration proceedings for infringement of trademarks, computer software, patents and copyrights that may adversely impact our reputation and results.

The Company is subject to risks related to exclusive franchises and the provision of software implementation and customer care and relationship services in connection with its exclusive franchises.

The Company conducts its business in the countries where it operates by way of direct sales and through exclusive franchises that sell and implement our solutions. These franchises make a substantial contribution to the Company's sales, particularly in the small and medium-sized business (SMB) market, and, as a result, our business and results can be directly affected by the performance of our franchisees. Franchisees participate in the origination of new clients and new sales, while also providing implementation services for our solutions directly to our clients. Any loss of franchises may compromise our relationship with clients in the relevant franchised territories and, as a result, the Company's financial condition and results of operations.

The quality of implementation services provided by third parties under exclusive franchise agreements may not be equivalent to the quality of implementation provided through our own sales channels, causing financial and operational losses to clients using business solutions from the Company and, as a result, penalties and lawsuits against the Company, as well as any such additional implementation services as may be required to be provided by the Company itself in order to adjust solutions poorly implemented by franchisees, which may adversely affect the Company's business, competitive position, market reputation, financial condition, results of operations and cash flows.

We can be materially affected by breaches of the Brazilian Anti-corruption Law and similar anti-corruption laws.

Law No. 12.846, dated August 1st, 2013 (the "Anti-corruption Law") introduced the concept of strict liability for legal entities involved in any acts that may harm the public administration, subjecting infringers to civil and administrative penalties. Similar to the United States Foreign Corrupt Practice Act, the Anti-corruption Law contemplates administrative sanctions to be imposed as result of any acts harming the public administration. Failure to comply with anti-corruption laws, conduct guidelines set forth in its Code of Ethics and Conduct, as well as investigations of misconduct, or penalties against the Company can lead to fines, loss of operating licenses and damage to reputation, as well as other penalties, which may have a material adverse effect on the Company. We cannot guarantee that we will be able to prevent or detect, through the controls adopted by the Company, all inappropriate practices, fraud or violations of the applicable Anti-Corruption Laws and the Company's Code of Conduct by any of our managers, employees or representatives.

Holders of shares in the Company may not be paid dividends or interest on equity.

Under the Company's bylaws, its shareholders are to be paid at least 25 percent of its annual net income, as calculated and adjusted in accordance with the Brazilian Corporate Law, in the form of compulsory annual dividends, interim dividends or interest on equity payments. The Brazilian Corporate Law allows suspension of the payment of compulsory dividends to shareholders for a certain fiscal year if the Company's board of directors determines that such payment is not advisable due to the Company's financial condition. Furthermore, as provided by the Brazilian Corporate Law, the Company's net profit may be: (i) capitalized; (ii) used to offset losses; or (iii)



retained and allocated to a special reserve; and it may thus be not available for any dividend or interest on equity payments. Should any such event take place, then the holders of common shares in the Company may not receive dividend or interest on equity payments.

In addition, interest on equity payments may be compromised by any change to the tax laws, and some of the Company's financing agreements provide for restrictions on dividend payments.

The Company may need additional capital in the future, which it may raise by issuing securities, which may lead to dilution of investors' holdings of shares issued by the Company.

In the future, the Company may issue additional shares or securities convertible into or exchangeable for shares in the Company in order to raise capital, to make acquisitions or for several other purposes. Additional issues of common shares in the Company may occur as a result of any exercise or conversion of convertible bonds, subscription warrants, stock options or other share-base incentive rewards. Such issues may not contemplate preemptive rights for the Company's shareholders in certain situations provided for in the Brazilian Corporate Law, which may dilute investors' shareholdings in the Company. Additionally, the Company may enter into merger and acquisition transactions or other similar transactions in the future, which may dilute the investors' interest in its share capital. Any strategic partnership or any issue or placement of common shares in the Company and/or securities convertible into or exchangeable for common shares in the Company may affect the market price of its common shares and could result in dilution of investors' shareholdings.

b. Risk related to the Company's direct or indirect controlling shareholder or controlling group

The Company does not have a controlling shareholder or a controlling group holding more than 50 percent of its voting capital, which can make it susceptible to shareholder alliances, shareholder conflicts and other events that can result from the lack of a controlling shareholder or controlling group holding more than 50 percent of the voting capital.

The Company does not have a controlling shareholder or a group holding the absolute majority of its voting capital. However, alliances or agreements among shareholders may be formed which could have the same effect as having a controlling group.

If a controlling group emerges and gains the power to make the Company's decisions, then the Company could go through sudden and unexpected changes in its corporate policies and strategies, including through mechanisms such as the replacement of its managers. Moreover, the Company may become more vulnerable to hostile takeover attempts and to disruptions that may be associated with these attempts. The Company may also become a target of attacks by investors attempting to evade the provisions of its Bylaws requiring a shareholder who acquires more than 20 percent of its shares to conduct a public offering for all shares. The absence of a controlling shareholder or group holding more than 50 percent of the voting capital could hinder certain decision-making processes since the minimum quorum required by law for certain resolutions may not be achieved. Any unexpected change in the management team, in the corporate policy or strategic orientation, any attempt at acquisition of control or any dispute among shareholders concerning their respective rights may adversely affect the Company's business and results of operations.

c. Risks related to our shareholders

There are no material risks involving the Company the source of which are its shareholders.

d. Risks related to the Company's subsidiaries and affiliates

Negative results of any subsidiaries may adversely affect the Company's results of operations.



The Company holds direct and indirect interests in several companies. Accordingly, part of its results come from the results of said companies and, as such, non-satisfactory results of any such companies may adversely affect the Company's results. Additionally, any worsening of industry and market conditions in the operation of those businesses may adversely affect the consolidated result of the Company's operations.

e. Risks related to the Company's suppliers

The loss of relationship with and/or bankruptcy of service providers, including as regards to services provided by information technology partners, or support services to maintain products and services, may impact the continuity of the Company's operations.

The Company has suppliers and providers that are critical for the continuity of the operation and the provision of services to its customers and clients. The services provided and the products we use from our partners, for example, telecommunication systems, internet, and data centers are essential parts of the SaaS, *Cloud*, and *on-premise infrastructure*.

In case of any interruptions or fluctuations on the service level delivered by such providers, the products and services offered by the Company to its clients and customers may be affected, and the failures that have occurred may negatively affect the market's perception of the quality and reliability of the Company's products or services.

The concentration on a few providers of services that are critical to the Company's operation can generate a level of dependence that is harmful to the Company and negatively impact the quality of its products and services in any event of failure or inadequacy of the service level by its providers.

If the Company's suppliers or service providers have problems that impact or prevent the delivery and quality of products and services or suffer an insolvency or bankruptcy process that compromises the fulfillment of their contracts, the Company may be adversely impacted on its results, its reputation with customers and the market, and its percentage of client retention.

The Company licenses languages and/or technological platforms from suppliers, which may affect and/or fail to meet expectations of delivery according to an ever-changing product portfolio, and may have technical specifications that depend on products and platforms, which could have an impact on technology convergence initiatives.

The dependence on these suppliers and the absence of or failures in mapping the priority of products and solutions could affect the Company's costs regarding its decisions to keep, discontinue or change the technology by interfacing making an interface with processes, people and systems. Additionally, the Company cannot ensure that its suppliers will keep up with changes in the external environment, strategic objectives and propositions with disruptive solutions. In that case, the Company's business and results of operations may be adversely affected.

f. Risks related to the Company's clients

If Company clients lose confidence in the security and use of their data due to risks of leaks and/or misuse, its revenues could be adversely affected.

Attempts by experienced computer programmers or hackers to gain unauthorized access to client networks or web sites to misappropriate confidential information are currently an industry-wide phenomenon that affects computers and networks across all platforms. Any actual or perceived security vulnerabilities of Company products (or the Internet in general) can lead certain clients to seek to reduce or delay future purchases or to purchase competitive products which are not Internet-based applications. Clients may also allocate an increasing portion of their capital expenditures to the protection of their computer networks from security breaches, which could delay their investment in new technologies.



Any of these actions by clients could adversely affect the Company's business and results of operations.

g. Risks related to the economic sectors where the Company operates

Unfavorable conditions in the Company's industry or the global economy, as well as reduced spending on information technology, can limit the Company's ability to grow and develop our business and adversely affect our results of operations.

The Company's results of operations may vary according to the impact of changes in the industry or the global economy on the Company or its clients. Growth in revenues and potential profitability of our business depends on the demand for the Company's software and hardware, as well as related services.

Because the Company operates as a service provider, part of its revenues stems from the number of new software users in each of our clients, which is in turn influenced by the existing and potential clients' employee hiring policies. To the extent that unfavorable economic conditions lead the Company's existing and potential customers to keep or reduce their demand for our services, our revenues can be adversely affected. Economic crises have historically resulted in global spending cuts on information technology, as has the pressure for longer billing cycles, as the case was during the recent 2016 recession.

h. Risks related to the regulation of the industry where the Company operates

Any failure or inability to protect such intellectual property rights as trademarks, patents and domain names or any infringement of third-party intellectual property can have adverse impacts on the Company's business.

The Company cannot ensure that the existing protections for our confidential information will be appropriate. Furthermore, third parties may succeed in copying or using reverse engineering any part of the Company's products or otherwise obtain and use its intellectual property, which could adversely affect the Company's competitive position and reduce the value of its trademarks and products, in which case the Company's business and results of operations may be adversely affected.

i. Risks related to foreign countries where the Company operates

The Company operates and has clients and customers in other countries, especially in Argentina, Colombia, and Mexico, and may suffer adverse impacts from its operations in current and future foreign markets. However, it is worth noticing that, if any risk arising from such operations becomes a fact, the Company understands that their effects would not be significant as the net revenue ascertained outside Brazil in the fiscal year ended on December 31, 2019 represented less than 3% of its total net income, so it would not have a relevant impact on the total set of its operations.

j. Risks related to social and environmental issues

The Company's business does not pose any significant risks related to social and environmental issues.

k. Macroeconomic Risks

The federal government has exerted and continues to exert significant influence on the Brazilian economy. Such influence, as well as Brazil's current economic and political scenario, can have a material adverse effect on the Company.

The Brazilian economy has been through frequent interventions by the federal government, which sometimes makes significant changes in its monetary, credit, tariff, tax and other policies to influence said economy. Measures



taken by the federal government to control inflation, as well as other policies and rules, oftentimes lead to higher interest rates, changes in tax policies, price controls, interventions in the exchange market, capital controls and limitations on imports, among other actions. The Company has no control over and cannot anticipate what changes or policies the federal government may adopt in the future.

The Company may be materially and adversely affected by changes in any policies or regulations involving or affecting certain factors, such as:

- expansion or contraction of the Brazilian economy, as measured by GDP growth rates;
- inflation;
- exchange rates;
- interest rates;
- higher unemployment;
- changes in fiscal and tax laws;
- changes in labor legislation;
- liquidity of domestic financial and capital markets;
- restrictions on fund remittances abroad; and
- any such other political, social and economic developments as may take place in Brazil or affect it.

The uncertainty about the implementation of political or regulatory changes by the Brazilian government creates instability in the Brazilian economy, increasing volatility in the country's securities market. Such uncertainties, the recession with a period of slow recovery in Brazil and other future developments in the Brazilian economy can adversely affect the Company's business and, consequently, its results of operations, as well as the trading price of the Company's shares.

Political instability has adversely affected the Brazilian economy, as well as the Company's business and results of operations, and may also affect the trading price of its shares.

Brazil's political environment has historically influenced and continue to influence the performance of the Brazilian economy and the confidence of investors and the public at large, resulting in economic slowdowns and increased volatility for securities issued by Brazilian companies.

The markets in Brazil have shown increased volatility due to uncertainties arising from ongoing investigations conducted by the Brazilian Federal Policy and the Brazilian Federal Prosecutors' Office, among them "Operation Car Wash". Such investigations have impacted the country's economy and political environment. Some former members of the Brazilian federal government, the Legislative power and leaders of the Brazilian political class, whether or not with a term of office currently in force, as well as executive officers from large public and private companies, are facing accusations of corruption for allegedly having accepted bribes through kick-backs on concession contracts entered into by the government regarding infrastructure, oil and gas, and construction companies, among others. Such kickbacks have supposedly funded political campaigns, and the amounts have been kept off the books and not publicly disclosed, serving to foster the personal enrichment of beneficiaries of the corruption scheme. As a result, several politicians, including members of Congress, and executives of large



Brazilian state and privately-owned companies have resigned from office and/or been arrested, while other persons are still being investigated for alleged unethical and illegal conduct found as part of such investigations.

While the potential outcome of these investigations is uncertain, they have had a negative impact on the image and reputation of the companies involved, as well as the overall market perception of the Brazilian economy. Developments in these cases involving unethical conduct have adversely affected and may continue to adversely affect the Company's business, financial condition and results of operations, as well as the trading price of its shares. The Company cannot anticipate whether ongoing investigations will lead to greater political and economic instability or whether new allegations against government officials and/or private company executives will arise in the future.

Furthermore, the Company cannot anticipate the outcome of such investigations or the impact they will have on the Brazilian economy or stock market.

Uncertainties connected to the implementation of structural reforms by the new Brazilian federal government, as well as changes regarding monetary, tax, and social security policies and their corresponding legislation, may contribute to economic instability. Such uncertainties and new measures may increase the volatility of the Brazilian securities market.

The President of Brazil has the power to determine policies on how the Brazilian economy is conducted and, accordingly, such policies may affect the operations and financial performance of companies, including those of the Company. The Company cannot predict which policies the Brazilian Federal Government will adopt, much less whether such policies or changes in current policies could have an adverse effect on the Company or on the Brazilian economy.

Inflation and governmental efforts to fight inflation may contribute to a situation of economic uncertainty, adversely affecting the Company and the market price of its shares.

In the past, Brazil recorded high inflation rates, which, combined with certain actions taken by the Brazilian government to fight them and speculations about what measures would be taken, have had adverse effects on the Brazilian economy. The General Market Price Index ("IGP-M") was 7.54 percent for 2018, 0.53 percent for 2017 and 7.19 percent for 2016. Inflation control measures taken by the Brazilian government included maintaining strict monetary policies, with high interest rates, and consequently limiting the availability of credit and slowing economic growth. The Monetary Policy Council ("COPOM") often adjusts the key interest rate in situations of economic uncertainty in pursuit of the targets set as part of the Brazilian government's economic policy. Inflation, as well as governmental measures to fight it and public speculation about potential governmental measures going forward, has had material adverse effects on the Brazilian economy and contributed to economic uncertainty in Brazil, which increases volatility in the Brazilian capital market and may have an adverse effect on the Company.

Any measures to be taken by the Brazilian government in the future, including lowering interest rates, intervening in the exchange market and implementing mechanisms to set or determine the value of the Real, may trigger inflation, adversely affecting the overall performance of the Brazilian economy. If Brazil should face high inflation in the future, the Company might not be able to adjust the prices it charges to its clients to make up for the effect of inflation on its cost structure, which could increase costs and decrease the Company's operating and net margins.

In addition, in the event of rising inflation, the Brazilian government could choose to significantly raise interest rates. An increase in interest rates can affect not only the costs of our new borrowings, but also the cost of the Company's existing indebtedness, as well as its cash and cash equivalents, bonds and securities and leases payable, which are subject to interest rates. Accordingly, any fluctuation in Brazil's interest rates and inflation can adversely affect us because the Company has borrowings indexed to the Interbank Deposit Certificate ("CDI") rate



and the Official Long-Term Interest Rate (TJLP). On the other hand, a significant decrease in the CDI, TJLP or inflation rates can adversely affect the revenues from the Company's financial investments.

Unstable exchange rates can adversely affect the Brazilian economy and, as a result, the Company.

The Brazilian currency (Real) has experienced intense fluctuation against the US Dollar and other hard currencies over the past four decades. Throughout this period, the Federal Government has implemented various economic packages and used various foreign exchange policies, including sudden currency depreciations, periodic mini-depreciations, floating exchange rate market systems, exchange rate controls, and dual foreign exchange market. Since 1999, Brazil has had a floating currency system in place with the Central Bank intervening in foreign currency purchases or sales. From time to time, there have been significant fluctuations in the exchange rate as between the Real and the US Dollar and other currencies. In 2016, the Real appreciated against the US dollar by 16.3 percent, ending at R\$3.25 at the close of the fiscal year. On December 29, 2017, the exchange rate in Reais per Dollar was R\$3.31, rising to R\$3.88 at the end of 2018, closing at R\$ 4.01 in 2019. There can be no assurance that any depreciation or appreciation of the Real against the Dollar or other currencies would not have an adverse effect on the Company's business.

A depreciated Real can create additional inflationary pressures on Brazil and lead to interest rate increases, which may adversely affect the Brazilian economy, taken as a whole, and the Company's performance due to a contraction in consumption and an increase in the Company's costs, as well as because part of our raw materials and/or the components used in hardware manufacturing have their price directly or indirectly tied to the US Dollar. On the other hand, an appreciation of the Real may lead to deterioration in the country's current accounts and balance of payments and may slow the export-driven growth in the gross domestic product. The Company does not exert any influence on the foreign exchange policy in place in Brazil, nor does it have the ability to anticipate it. The Company's business, financial condition, results of operations and prospects may be adversely affected by changes in such foreign exchange policies.

Any downgrading of Brazil's credit rating may adversely affect the trading price of the Company's shares.

Credit ratings affect the risk perception of investments. Risk rating agencies regularly assess Brazil and its sovereign credit ratings based on a variety of factors, including macroeconomic trends, physical and budgetary conditions, debt metrics and prospects of change in any of these factors.

Rating agencies started to review Brazil's sovereign credit rating in September 2015. Subsequently, Brazil lost its investment grade status by the three leading rating agencies.

- Standard & Poor's initially downgraded Brazil's credit rating from BBB- to BB+, and then again from BB+ to BB, keeping its negative outlook on the rating and citing a worse credit condition since the first downgrade. On January 11, 2018, Standard & Poor's downgraded Brazil's credit rating again from BB to BB-, with a stable outlook in view of the presidential election and pension reform efforts.
- In December 2015, Moody's put the ratings assigned to Brazilian Baa3 bonds under review for downgrade, and in February 2016, they downgraded the ratings to below investment grade, to Ba2 with a negative outlook, citing prospects for further deterioration in Brazil's debt indicators, considering an environment of slow growth and challenging political dynamics.
- Fitch downgraded Brazil's sovereign credit rating to BB+ in December 2015 with a negative outlook, citing a rapid expansion of the country's budget deficit and recession at a worse level than expected. Later, in May 2016, Fitch downgraded the rating to BB with a negative outlook, which was maintained in 2017. In February 2018, Fitch downgraded Brazil's sovereign credit rating again to BB-, citing fiscal deficits, the heavy and



growing burden of the national debt, and the impossibility of implementing reforms that would improve the structural performance of government finance.

In view of the downgrades occurring since 2015, Brazil has lost its investment grade status by the three leading rating agencies, and, as a result, the trading prices of securities in the Brazilian debt and stock markets have been adversely affected. The continuation of Brazil's current recession could lead now credit rating downgrades.

We cannot ensure that credit rating agencies will maintain these Brazilian credit ratings, and any downgrade in Brazil's sovereign credit rating may increase the perception of risk among investors and, as a result, increase the cost of future issues of debt instruments and adversely affect the trading price of the Company's shares.

The relative volatility of the Brazilian capital market may considerably restrict investors' ability to sell the Company's shares for the desired price and at the desired time.

An investment in Brazilian securities, such as the Company's shares, involves a higher degree of risk than an investment in securities whose issuers are based in countries with more stable political and economic scenarios, and such investments are generally considered speculative in nature. These investments are subject to economic and political risks, including, among others:

- Changes in the regulatory, tax, economic and political arena that can affect investors' ability to be paid, in full or in part, for their investments; and
- Restrictions on foreign investments and on the repatriation of invested capital.
- Unexpected events that could adversely affect the Brazilian or global economy, such as pandemics and large-scale natural disasters.

The Brazilian securities market is considerably smaller, less liquid, more volatile and more concentrated than major international securities markets, such as the United States of America. As of March 31, 2020, the total market capitalization of companies listed on B3 S.A. – Brasil, Bolsa, Balcão ("B3") amounted to around R\$3,2 trillions, and the ten largest companies listed on B3 represented around 44 percent of the total market capitalization of all listed companies as of said date. These market characteristics could considerably limit the ability of holders of shares in the Company to sell them for the desired price and on the desired date, unfavorably affecting the trading prices of the Company's shares.

Risks related to the situation of the global economy may affect the risk perception in other countries, especially the United States of America and emerging markets, which may adversely affect the Brazilian economy, including through fluctuations in securities markets, which may impact the trading price of the Company's shares.

The Company's growth is directly tied to the expansion of Brazil's domestic market, and our business is very integrated with the operations of our clients, which are spread over various sectors of the economy. A slower pace of economic growth in Brazil or even a possible recession scenario, with a contraction of both wholesale and retail demand, a reduction of investments in capital assets and infrastructure and a tighter competition in the industry can directly affect the Company's operating and financial results.

In addition, the market value of securities issued by Brazilian companies is influenced to varying degrees by economic and market conditions in other countries, including developed economies like the United States of America and certain European countries, as well as emerging economies. The reaction of investors to developments in such other countries may have an adverse effect on the market value of securities issued by Brazilian companies, particularly those listed on stock exchanges. Share prices on B3, for example, have historically been affected by fluctuations in the interest rates in place in the United States of America, as well as variances in



key US stock indices. Any increase in the interest rates of other countries, particularly the United States of America, can reduce global liquidity and investors' interest in Brazil's capital markets, thereby adversely affecting the Company's shares. Furthermore, any crises or material developments in other countries and capital markets can reduce investors' interest in securities issued by Brazilian companies, including securities issued by the Company and their respective trading price, which may additionally hamper or fully prevent the Company's access to capital markets and financing for its operations in the future on acceptable terms.



4.2 – Description of the main market risks

The main market risks to which the Company is exposed are associated with the inflation rate, interest rates and exchange rates observed in the macroeconomic scenario.

Inflation

The main costs and expenses of the Company are regularly adjusted. Examples of expenditures adjusted in line with inflation rates are rent and communications expenses. Personnel expenses (salaries, benefits and charges), which represented 50.7% of total operating costs and expenses for the year ended December 31, 2019 are covered by regional collective bargaining, which takes the inflation rate as a reference (usually close to the Broad Consumer Price Index or IPC-A).

Agreements for recurring software revenues (maintenance, subscription and services) which represented 75.8% of net revenues as at December 31, 2019 (which covered approximately 88.4% of total operating costs and expenses), are also annually updated taking inflation rate as a reference, usually the IGP-M index.

In the past, the Company has also updated its price list of software license fees, new subscriptions, hourly rates for services and hardware solutions in line with inflation rates. There is no guarantee that the Company will continue to pass on the inflationary impacts on these revenue lines in the future.

Since the inflation indices used to adjust the revenue lines are different from those used to adjust costs and expenses, inflation may cause a material effect on the Company's operations.

Interest rate

The Company's financial instruments consist of cash and cash equivalents, accounts receivable, payables, debentures and loans and financing, and are recorded at cost plus income or charges incurred, or at fair value when applicable. The key risks related to the Company's operations are related to the variations in:

- (i) the Interbank Certificate of Deposit (CDI) rate for financial investments and the debentures issued in 2017; and
- (ii) the official long-term interest rate (TJLP) for loans from the Brazilian Development Bank (BNDES).

Investments at fair value through profit or loss relate to privately held startups which do not have prices quoted in an active market. The fair values of these investments are measured by multiple valuation techniques employed by the market, such as discounted cash flow and earnings multiples, considering the reasonableness of the range of values they show. The fair value measurement is the point within that range that best represents fair value in the circumstances.

In order to verify the sensitivity of the indexer on the debts owing by the Company as at December 31, 2019, three different scenarios were defined. Based on the TJLP, IPCA and CDI as at December 31, 2019, a probable scenario (scenario I) was defined for the year 2019. From this, variations of 25% (scenario II) and 50% (scenario III) were calculated.

For each of these scenarios "gross financial revenue" was estimated, without including taxes or contract maturities scheduled for 2019. The reference date for the loans and debentures was December 31, 2018, with a one-year projection to check their sensitivity to each scenario.



Transaction (BRL thousand)	Balances as at 12/31/2019	Risk	Probable Scenario I	Scenario II	Scenario III
Financing - BNDES	BRL 4,120	TJLP (a)	5.57%	6.96%	8.36%
Estimated financial expense			R\$229	R\$287	R\$344
Debentures	BRL 202,973	CDI (b)	4.40%	5.50%	6.60%
Estimated financial expense			BRL 8,931	BRL 11,164	BRL 13,396

(a) Long Term Interest Rate

(b) Interbank Certificate of Deposit

Exchange Rate

Some subsidiaries have international operations and are subject to exchange risk arising from exposures in currencies such as the US dollar (USD), Argentinean peso (ARS), Mexican peso (MXN), Taiwan new dollar (TWD) and Chilean peso (CLP).

Below are the balances of each group company, showing the consolidated net exposure for the periods ended December 31, 2019:

As at December, 2019	BRL thousands					
Company	Accounts payable	Cash and Cash Equivalents	Accounts receivable	Other assets	Net exposure	Currency
RJ Consultores México	(16)		1,903	-	1,887	Peso (MXN)
CMNet Participações S.A.	(317)	1,116	1,026	-	1,825	EUR/ Peso (CHI e ARS)
TOTVS S.A.	(8,962)	-	-	-	(8,962)	USD
TOTVS México	(1,051)	3,518	1,544	-	4,011	Peso (MXN)
TOTVS Argentina	(1,815)	4,781	3,605	-	6,571	Peso (ARS)
TOTVS Corporation	-	-	436	71,955	72,391	USD
Total	(12,161)	9,415	8,514	71,955	77,723	

Credit Risk

Credit risk is the risk that the counterparty of a deal may not meet its obligations under a financial instrument or customer contract, resulting in a loss.

In respect of credit risk on financial institutions, the Company takes steps to diversify this exposure between different institutions in the market. Financial investments must be placed with institutions with a risk rating equal to or below the sovereign risk rating (Brazil Risk) attributed by the rating agencies Standard & Poor's, Moody's and Fitch. The limit for each institution may not be more than 30% of the total amount of checking account



balances plus financial investments, and may not represent more than 5% of the shareholders' equity of the financial institution.

Credit risk on providing services and selling licenses and hardware is minimized by strict control of the customer base and active management of default, through clear policies on sales of services and software licenses. Notwithstanding, we emphasize the great dispersion of the customer base, sectorial diversification, as well as geographical diversification within the Brazilian territory, and also the diversification of the business's revenue sources.



4.3 – Non-confidential and relevant legal, administrative or arbitral proceedings

The Company and its controlled companies are involved in legal actions on tax, labor and civil matters.

The assessment of the chances of loss includes the assessment of the evidence available, the hierarchy of the laws, the current case law, the latest decisions in the courts on each matter, and the assessment of the outside lawyers. The Company continuously reviews its estimates and assumptions.

The Company records provisions for contingencies in accordance with the accounting practices adopted in Brazil and the IFRS and establishes provisions for proceedings with a chance of probable loss, as assessed and classified by its legal advisors. For those proceedings which chances of loss are deemed possible, the Company does not record any provision; however, it discloses in the notes of its financial statements the nature and amounts of the most relevant matters classified in this category.

Individually relevant proceedings were considered, for purposes of this item 4.3 of the Reference Form, proceedings to which the Company or its controlled companies are defendants and which (i) have an individual amount equal to or greater than R\$5 million for proceedings with a chance of probable loss and R\$10 million for proceedings with a chance of possible or remote loss; and (ii) regardless of amount, which may have a negative impact on the image of the Company and its controlled companies or have a material adverse effect on the business of the Company and its controlled companies.

The amount of the provisions made on December 31, 2019, December 31, 2018 and 2017 are as follows:

Nature (in thousands of Reais)	On 12/31/2019	On 12/31/2018	On 12/31/2017
Tax Matters	7,671	2,946	2,827
Labor Claims	87,988	94,832	78,945
Civil Proceedings	35,862	30,014	35,998
	131,521	127,792	117,770

Tax Matters

On December 31, 2019, the provision made for tax claims amounted to R\$7,671 thousand. There are no proceedings of a tax nature that the Company deems to be individually relevant.

Civil Proceedings

The proceedings of a civil nature classified as a probable loss concern mainly actions filed by customers on an allegation of certain problems in the delivery of products and/or services, application of the standard increment, application of grace period to terminated agreements, and undue collections. On December 31, 2019, the provision made for these proceedings amounted to R\$35,862 thousand.

Case No.: 0046742-37.2008.8.08.0024/ 001223081.2015.8.08.0024 /	
a. Court	11th Lower Civil Court of Vitória – State of Espírito Santo
b. Court Level	Low
c. Filing date	07/22/2009
d. Parties to the case	Plaintiff: Unimed Vitória Cooperativa De Trabalho Médico Defendant: TOTVS S/A



e. Amounts, property or rights involved (R\$ thousand)	<p>R\$17,660 thousand (updated until December 31, 2020)</p> <p>The aforementioned amount includes the amount of adverse judgment (R\$2,511 thousand) restated and accrued by default interest of 1% per month since the summons (May 12, 2009), plus attorney's fees of 10%, plus the penalties established in article 523, paragraph 1 of the CPC (Code of Civil Procedure) (fine of 10% + fees of 10%) + remote amount.</p> <p>Once both Appeals have become final and non-appealable, the amount relating to the penalties of article 523, paragraph 1 of the CPC shall be excluded from the provision.</p>
f. Key facts	<p>This is an action for property damages due to alleged failure in the development of a system (Informenge), which caused a loss estimated at the time in R\$2,511 thousand.</p> <p>The proceeding is currently in phase of objection to judgment enforcement, and the release of the amount deposited by TOTVS (R\$10,190 thousand) was stayed due to the interlocutory decision rendered in the case records of Action for Relief from Judgment No. 0003132- 13.2016.8.08.0000.</p> <p>In the lower court, the imposition of the penalties established in article 523, paragraph 1 of the CPC (fine + fees) was established twice on grounds that no voluntary payment of the obligation was made. However, both decisions were ruled out by the judgment of interlocutory appeals No. 0014624.90.2017.8.08.0024 (pending judgment of Special Appeal (REsp)) and No. 0030011-14.2018.8.08.0024 (term for special appeal in course).</p> <p>The aforementioned Action for Relief from Judgment seeks full exclusion of the adverse judgment imposed in the Action for Indemnity. Early relief was partially obtained to stay the release, by UNIMED, of the amount deposited by TOTVS in the Action for Indemnity. The parties recently made a statement in favor of summary judgment of the case.</p>
g. Chance of loss	<p>Probable – R\$13,680 thousand Remoto – R\$3,980 thousand</p>
h. Impact in case the company lose this lawsuit	<p>In case of loss of suit, the adverse party shall make the release of the amount already deposited in the case records, in the original amount of R\$10,190 thousand. The amount adjusted for inflation in March 2019 is R\$12,416 thousand.</p> <p>The Court Deposit was made on December 22, 2017 and corresponds to the credit required by UNIMED, without inclusion of the penalties of article 523, paragraph 1, because we understand that said penalty is undue.</p> <p>We do not understand that the deposited credit is intended to “guarantee the decision”, but rather to comply with the order of voluntary payment of the obligation. The release by UNIMED was not made only due to the interlocutory decision</p>



	<p>rendered in the aforementioned Action for Relief from Judgment.</p> <p>In case the Action for Relief from Judgment is dismissed, we understand that the deposited amount is sufficient to settle the amount in dispute, especially in view of the release effect (Precedent 179 of the Superior Court of Justice (STJ) – The credit establishment that receives money in court deposit is liable for payment of the monetary restatement).</p>
--	---------------------------------------------------------------------------------------------------------------------------------------------------------------------------------------------------------------------------------------------------------------------------------------------------------------------------------------------------------------------------------------------------------------------------------------------------

Labor Claims

The labor claims are proceedings filed by former employees of the Company petitioning for labor amounts, and of service provider companies claiming both acknowledgement of employment relationship and other labor amounts. The allowance made for these claims totaled R\$87,988 thousand on December 31, 2019.

There are no proceedings of a labor nature that the Company deems to be individually relevant, except the proceedings listed below.

Case No.: 0292000-56.2003.5.02.0064	
a. Court	64th Lower Labor Court of the City of São Paulo, State of São Paulo
b. Court level	Court of Appeals
c. Suit brought on	12/18/2003
d. Parties in the lawsuit	Plaintiff: A.B. F. P Defendant: TOTVS S/A
e. Amounts, assets, or rights involved (R\$ thousand)	R\$5,501 thousand (updated until December 31, 2019)
f. Key facts	<p>Labor Claim filed by a former commercial executive of the company Mobile S/A against MOBILE S/A and WISER-WEB BASED SYSTEMS ENGINEERING TECHNOLOGY, petitioning for: (i) acknowledgement of employment relationship and payment of labor charges and severance amounts; (ii) salary differences arising out of reduction in commissions; (iii) related accruals of the commissions; (iv) indemnity for moral damages. The case was partially granted.</p> <p>In phase of execution, TOTVS was included in the case as successor of Datasul, the company that held the equity control of Mobile between 2000 and 2002, before the merger by TOTVS.</p> <p>TOTVS guaranteed the execution in the adjusted amount of R\$4,463. We filed Motions to Stay Execution arguing that it lacked standing to be sued, which were dismissed, and successive appeals against said decision.</p> <p>On March 11, 2019, an order was issued for release of the undisputed amounts pledged, but there was qualification of the claimant's creditors in the case records, and the establishment of order of preference between creditors was ordered. A bill of review was filed by the claimant worker against the monetary restatement rate adopted in this labor claim, which was not</p>



	granted. The Company submitted an answer brief to such bill of review filed by the claimant worker. Currently, this lawsuit awaits judgment of the Complainant's Appeal for Review before the District Labor Court of Sao Paulo, SP, Brazil.
g. Chance of loss	Probable - R\$5,501 thousand
h. Impact in case the company lose this lawsuit	In case of loss of suit, the adverse party shall make release of the amount already deposited in the case records, in an amount to be ascertained in liquidation of the award.

Other pending proceedings (classification as "possible" loss)

Additionally, the Company and its controlled companies are parties to other legal proceedings the risk of loss of which, in accordance with the outside lawyers in charge and the Company Management, is possible. No provision was acknowledged for them, as follows:

Nature (in thousands of Reais)	On 12/31/2019	On 12/31/2018	On 12/31/2017
Tax Matters	137,180	154,953	137,140
Labor Claims	90,509	160,326	161,978
Civil Proceedings	271,647	315,507	272,499
	499,336	630,786	571,617

The Company understands that only the proceedings the amounts in dispute of which may have a substantial impact on its equity or on the equity of its controlled companies are relevant. The following are the proceedings that the Company deems to be relevant:

Labor Claims

The total amount ranked as possible loss was R\$90,509 thousand on December 31, 2019.

Tax Matters

Tax and social security lawsuits ranked as possible loss refer especially to lawsuits that discuss ISS (service) tax charge notices issued, and also CSLL tax credits offsetting with negative balance.

As of December 31, 2019 the amount discussed in those lawsuits, ranked as possible loss, totals R\$137,179 thousand.

Tax debt collection suit No.: 6017.2019/0010313-2 (that replaced the suits No. 6017.2019/0010309-4)	
a. Court	City Hall of the Municipality of Sao Paulo
b. Court level	Trial Court
c. Suit brought on	02/27/2019
d. Parties in the lawsuit	Plaintiff: City Hall of the Municipality of Sao Paulo Defendant: TOTVS S/A



e. Amounts, assets, or rights involved (R\$ thousand)	R\$18,802 thousand (updated until December 31, 2019)
f. Key facts	This is an administrative proceeding in which 227 notices of tax infraction were drawn against TOTVS, intended to charge ISS (services) tax that would allegedly be due on IT support and software development services for the 2014 calendar year. A challenge was filed against such notices of tax infraction drawn on February 27, 2019. Judgment of such challenge is being awaited, as such suit received a new number as reported above.
g. Chance of loss	Possible - R\$18,802 thousand
h. Impact in case the company lose this lawsuit	Payment of the amount involved.

Case No.: 10880.946778/2012-02	
a. Court	Federal Revenue Department
b. Court level	1st Administrative Lower Court
c. Suit brought on	03/01/2013
d. Parties in the lawsuit	Plaintiff: Brazilian Federal Revenue Office Defendant: TOTVS S/A
e. Amounts, assets, or rights involved (R\$ thousand)	R\$12,081 thousand (updated until December 31, 2019)
f. Key facts	Administrative request for offset of debits against negative balance of CSLL, but the offsets were fully disallowed. Decision issued on July 12, 2012 informing the non-ratification due to inconsistencies allegedly not remedied by TOTVS, to the extent no ascertainment of credit was made in the Corporate Income Tax Return (DIPJ) corresponding to the period of ascertainment of the negative balance reported in the PER/DECOMP. Statement of Disagreement was submitted in August 2012. Awaiting judgment.
g. Chance of loss	Possible - R\$12,081 thousand
h. Impact in case the company lose this lawsuit	Payment of the amount in dispute.

Case No.: 0000756-14.0500.8.26.0090	
a. Court	Court of Appeals of the State of São Paulo
b. Court level	Lower Court
c. Suit brought on	02/27/2019
d. Parties in the lawsuit	Plaintiff: MUNICIPAL GOVERNMENT OF THE CITY OF SÃO PAULO Defendant: TOTVS S/A



e. Amounts, assets, or rights involved (R\$ thousand)	R\$10,754 thousand (updated until December 31, 2019)
f. Key facts	<p>This is a tax execution for collection of ISS on alleged provisions of services made in the City of São Paulo in the period from 1996 to 2001, which the Finance Office argues that was not collected.</p> <p>Considering that the company filed to submit documents at the time, the Finance Office determined the amount of the collected tax. Motions to stay execution were filed on February 18, 2015, assigned under No. 0000557-86.2015.8.26.0090, arguing statute of limitations of the collection and cancellation of the determination of the amount of tax due. The case records are currently awaiting judicial expert examination for survey of the tax invoices of the time of the service provisions, aiming at analyzing the services that were actually provided inside the territory of the City of São Paulo to evaluate whether the determination is correct.</p>
g. Chance of loss	Possible - R\$10,754 thousand
h. Impact in case the company lose this lawsuit	In case of loss of suit, the adverse party shall make release of the amount already deposited in the case records, in an amount to be ascertained in liquidation of the award.

Civil Proceedings

The proceedings of a civil nature classified as possible loss concern mainly actions filed by customers on an allegation of certain problems in the services provided to the customers, application of the standard increment, application of grace period to terminated agreements, and undue collections.

Case No.: 0001309-10.2009.8.26.0659	
a. Court	1st Lower Civil Court of Vinhedo – State of São Paulo
b. Court level	Lower Court
c. Suit brought on	03/06/2009
d. Parties in the lawsuit	<p>Plaintiffs: Guaicurus Comércio e Assessoria De Microcomputadores Ltda., Ginfor Comercio De Sistemas E Computadores Ltda., Sogem Comercio E Representações Ltda., Terena Comercio E Assistência Técnica Ltda.</p> <p>Defendant: TOTVS S/A</p>
e. Amounts, assets, or rights involved (R\$ thousand)	R\$188,092 thousand (updated until December 31, 2019)
f. Key facts	<p>Action for damages due to termination of commercial agency agreements, combined with moral and property damages. The Plaintiffs argue that they entered into commercial agency agreements with Defendant RM Sistemas Ltda. (subsequently merged into TOTVS S/A), whereby the Plaintiffs became sales agents of the pieces of software developed by the Defendant. According to the Plaintiffs, at a given time the Defendant decided to interrupt the payment of the commissions due for said commercial agency, and resolved to terminate the agreements previously executed, without paying the indemnities that were allegedly due to the Plaintiffs.</p>



	<p>For that reason, the Plaintiffs claim declaration of nullity of mutual rescission of the agreements with the Defendant, and the indemnity due for the unilateral agreement terminations and payment of amounts relating to commissions.</p> <p>The judgment has not been rendered yet, and the action is currently in phase of production of evidence, consisting of the performance of expert evidence to determine whether any amounts would be due to the Plaintiff by way of commission and indemnity.</p> <p>In December 2018, the parties were notified to make a statement on the supplementation of the expert report, which was unfavorable to the Defendant, however, it did not indicate any net amounts that would be due by the Defendant.</p> <p>In December 2019 this lawsuit was still pending a court investigation to be carried out by a court expert.</p>
g. Chance of loss	<p>Probable - R\$582 thousand</p> <p>Possible - R\$104,361 thousand</p> <p>Remote - R\$84,922 thousand</p>
h. Impact in case the company lose this lawsuit	<p>Amount to be ascertained upon liquidation of the award.</p>



4.4 - Non-confidential legal, administrative or arbitral proceedings to which the adverse parties are managers, former managers, controlling shareholders, former controlling shareholders or investors

Case No. 0001278 13.2012.5.01.0018	
a. Court	1st Lower Labor Court of São Paulo
b. Court Level	Appellate Court
c. Filing date	02/01/2013
d. Parties to the case	Plaintiff: F.P.R.F.R Defendant: TOTVS S/A
e. Amounts, property or rights involved (R\$ thousand)	R\$12,294 thousand (adjusted until December 31, 2019)
f. Main facts	Acknowledgement of relationship in the statutory period, with payment of rights arising out of the employment relationship. Awaiting judgment of the plaintiff's appeal.
g. Chance of loss	Possible – R\$0,00 Remote - R\$12,294 thousand
h. Impact in case of loss of suit	In case of total loss of suit, the Company shall disburse the amount to be ascertained upon liquidation of the award.

4.4.1 - Total provisioned amount of the cases described in item 4.4.

There is no provision for the cases described in item 4.4.



4.5 – Relevant confidential proceedings

The Company is not involved in any relevant confidential proceedings.



4.6 - Repetitive or related, relevant non-confidential legal, administrative or arbitral proceedings taken jointly

The Company does not have any repetitive or related, relevant non-confidential legal, administrative or arbitration proceeding taken jointly.

4.6.1 - Total provisioned amount of the cases described in item 4.6.

The Company does not have any repetitive or related, relevant non-confidential legal, administrative or arbitration proceeding taken jointly.



4.7 – Other relevant contingencies

In November 2011, the Company entered into a Conduct Adjustment Instrument, or Consent Decree (TAC) with the Labor Public Prosecutors' Office of the State of Minas Gerais on labor obligations. In the TAC, the Company undertook to refrain from performing any acts that could be deemed to be in violation of the labor law, subject to penalty of imposition of pecuniary fines. The Company has endeavored all efforts to comply with the obligations undertaken in the TAC, which is being monitored by the Labor Public Prosecutors' Office of the State of Minas Gerais.



4.8 - Rules of the origin country and of the country in which the securities are under custody

Not applicable, given that the Company does not have any securities outside Brazil.



5.1 – Risks management policy

a) Does the issuer have a formal policy of risk management? If so, please indicate the body which approved it and the date of its approval, and, if not, give the reasons why the issuer has not introduced a policy

The Company has a Risk Management and Internal Controls policy, which was approved by the Board of Directors on June 11, 2019 and published on June 19, 2019.

The Risk Management and Internal Controls Policy is available on the Investor Relations website of TOTVS (<https://ri.totvs.com/en/corporate-governance/by-laws-policies-and-charters/>).

b) The objectives and strategies of the risk management policy, if any, including:

The objective of the Risk Management and Internal Controls Policy is to define the principles, guidelines and responsibilities to be observed in managing corporate risks and the internal controls of the Company, so as to properly identify, analyze, assess, deal with, monitor and report corporate risks.

The policy also aims to ensure the following:

Risk Management Governance and Culture: the risk management culture must be disseminated across all levels of the Company, and risk management and monitoring must not be an action exclusively taken by one executive or department. Managers are primarily responsible for the day-to-day management of risks related to their department or business process and for the dissemination of risk management culture among their team members, managing exposure to risks through action plans defined and monitored by the Board of Directors.

Identification, analysis, assessment, handling and reporting: risks must be periodically identified, analyzed, assessed and documented in a structured manner so as to be adequately dealt with and reported to the competent authorities.

i. Risks against which protection is sought

The main risks to which the Company is exposed are:

Strategic Risk: risk events associated with strategic decisions that affect the Company's business strategy or strategic objectives, in both the internal and external environment.

Operational Risk: operational risks relate to possible losses resulting from flaws, shortcomings or inadequacies in internal processes, people or the technological environment, or provoked by external events.

Financial Risk: it is associated with the exposure of the Company to possible loss and the reliability of its accounting entries and financial statements. It may materialize, for example, as a result of failure in managing cash flows to maximize and generate operating cash, business losses, customer default, returns on financial transactions, fluctuations in market indices applied to contracts and amounts borrowed or invested, and the possibility of issuing financial, managerial and tax reports that are incomplete, inaccurate or late, exposing the Company to fines and penalties.

Regulatory/Compliance Risk: risks of legal or regulatory sanctions, and of financial or reputational loss that the Company could suffer as a result of failing to comply with laws, agreements, regulations, the Code of Ethics and Conduct, etc.



Information Technology Risks: risks related to the information technology environment (infrastructure, access management, information security) which could affect Company business, such as cyberattacks, leaks or loss of information, non-availability of the IT environment and technological obsolescence.

ii. Instruments used for protection:

The instruments used for protection are:

Strategic Risks (Business):

Strategic risks are mapped by the Internal Controls, Risks and Compliance Department, based on an assessment of the internal and external environments and interviews with the "owner" of each risk, who are jointly responsible for assessing risk factors, impact and probability, and for implementing action plans for the minimization of risk. Improvement actions (action plans) are followed up and monitored by the Internal Controls, Risks and Compliance Area, in addition to the corresponding reports that the Company will submit to the Audit Committee and Board of Directors.

Operational, Financial and Information Technology Risks:

These risks are identified and documented by mapping the processes considered critical by the Internal Controls, Risks and Compliance Department. They are then attributed impact and probability in order to design the improvement actions (action plans) necessary to minimize them, and each area is responsible for implementation. These action plans are supervised and monitored by the Internal Controls, Risks and Compliance Department, in addition to the corresponding reports required to be sent to the Company's competent governance and management structures, such as the Audit Committee and Board of Directors.

Regulatory/Compliance Risk:

The Company monitors the new regulations applicable to its business, as well as changes in the regulatory framework to which it is subject. After assessing the impact on its business, the required measures to comply with legal requirements are identified then the responsible areas are made responsible for carrying out the appropriate adjustments aiming at full compliance therewith. In addition, the Company has a Integrity Program implemented and in force able of preventing, detecting, and remedying any unlawful acts and/or acts that might be breaching any of the Company's conduct guidelines. Moreover, the Internal Controls, Risks and Compliance area has a continuous interaction with the Institutional and Government Relations area aiming at anticipating potential regulatory impacts that may possibly affect the Company's businesses.

iii. Organizational structure of risk management:

Board of Directors: decision-making body whose purpose is to monitor the operations of the Company and periodically assess its exposure to risk and the efficacy of the risk management systems, the internal controls and the compliance system according to approved policy, and:

- To define the strategic objectives of the Company which will guide the work of identifying risks in the organization;
- To approve the Risk Management and Internal Controls policy;
- To approve the Company's risk management and internal controls methodology;
- To monitor risk management initiatives in directing Company business;
- To define and validate the review cycles of the risk control system and its efficacy;
- To determine risk tolerance;
- To approve the risk map (strategic and operational) and the key risk factors to which the Company is exposed;
- To validate public information documents on the risk management model and the transparency of information provided to the internal and external public.



Audit Committee: Advisory body to the Board of Directors. Its duties include:

- To propose changes to the Risk Management and Internal Controls Policy and submitting them to the Board of Directors;
- To help management to define guidelines and methods for risk management and internal controls, in addition to metrics for measuring risk tolerance and risk appetite, and submitting recommendations for approval to the Board of Directors
- To assess the action plans drawn up for risks classified as "high" or "critical";
- To monitor and make recommendations to the Board of Directors about the acceptance of responses to high and critical risks;
- To assess the risk map (strategic and operational) and the key risk factors to which the Company is exposed, and submitting recommendations to the Board of Directors;
- To supervise and periodically monitor the results of tests of controls and mitigatory action plans, reporting any shortcomings and occurrences it deems material to the Board of Directors;
- To monitor risk management initiatives in the direction of Company business.

The other technical committees advising the Board of Directors, in turn, are responsible for monitoring and making recommendations on the acceptance of responses to risk, helping Management define guidelines for risk management and metrics for measuring risk tolerance and risk appetite, monitoring the implementation of mitigatory action plans and reporting their conclusions to the Board of Directors.

Internal Controls, Risk and Compliance Department: it is subordinated to the Control and Planning Office, which in turn reports to the Vice President for Administration and Finance. Its key duties are:

- To propose and apply the Risk Management methodology and create an efficient monitoring system;
- Jointly with the areas involved, to identify, assess, deal with, monitor and report strategic and operating risks;
- To report strategic and operating risks to the Executive Board, the Audit Committee and the Board of Directors;
- To propose changes to the Risk Management and Internal Controls policy and submit them for approval;
- Discussing the recommendations proposed by the "Risk Owners" to minimize any impacts of the Company's risks, in line with the previously set strategy and purposes;
- To monitor the implementation of internal controls for risk management;
- To monitor the quarterly report of all steps taken to deal with risks classified as "Moderate", "High" and "Critical";
- To monitor and periodically report on the progress of action plans;
- To map processes and help identify risks (operating and financial risks, for example), as well as the controls mitigating such risks;
- To monitor and suggest improvements for internal controls in the operating areas;
- To report incorrect or out-of-date designs for process flows, rules and procedures when changes can disturb the controls environment;
- To remind managers about the importance of risk management and internal controls and the responsibility of managers, staff, interns and other TOTVERS.

Internal Audit: reports to the Audit Committee. Its key responsibilities are:

- To use the Risk Map to assist with the annual audit plan for the Company and its subsidiaries;
- To audit the Company's risk management process and issue impartial, independent and timely opinions;
- To monitor the internal controls environment and the effectiveness of risk management based on the work done by the business areas and the Internal Controls, Risk and Compliance Department;
- To test the controls according to the audit plan and report the results to the Audit Committee;
- To check the implementation and efficacy of action plans;



- To identify the need to prioritize action based on the results of the risk processes in execution, and to broaden the scope of substantive tests and constant monitoring in the event of new risks or the aggravation of risks previously mapped;
- To identify and indicate opportunities for improvement in the internal controls and risk management processes;
- To issue a formal opinion on the internal controls tested in the annual audit cycle.

Owners of Risks / Operational Business Areas: their responsibility, under the policy, is:

- To constantly identify and document the risks they manage;
- To carry out Control Self-Assessment and make the necessary evidence available;
- To undertake an annual assessment of the performance and results of the risks and controls they manage;
- To inform the Internal Controls, Risk and Compliance Department of any new risks identified and any change in their business process;
- To introduce adequate controls for managing risks;
- To carry out the action plans under their responsibility;
- To ensure that action taken is effective and brings the degree of risk exposure down to acceptable levels.

c) Adequacy of the operational structure and internal controls to verify the effectiveness of the policy adopted:

The Company has a structure of Internal Controls whose activities involve mapping processes and helping identify risks (operational and financial risks, for example) and the respective controls that mitigate such risks, monitoring and suggesting improvements to internal controls by the operational areas and, finally, reporting any inconsistency or outdated designs of process flows, rules and procedures whose amendment may aggravate the controls environment. The internal control structure is periodically assessed to check the efficiency of existing internal controls and influences resulting from potential changes in the Company's internal and/or external environment.

The risk management structure continuously monitors the risks and the corresponding risk factors mapped, aiming at monitoring the evolution of risk levels in view of the mitigating measures adopted (action plans) and at ensuring the timely identification of any deviations or movements that might increase the Company's exposure to risks or threaten business continuity. The Internal Controls, Risks and Compliance area periodically submits reports on the status of such actions and the progress of risk ranking to the competent areas responsible for that. Finally, when TOTVS' Strategic Planning is carried out, a whole system review of the risk management process is carried out, aiming at ensuring the appropriate mapping and prioritization of risks according to the Company's strategy.



5.2 – Market risks management policy

a) Does the issuer have a formal policy for market risk management? If so, please indicate the body which approved it and the date, and if not, explain why the issuer has no such policy:

As mentioned in item 5.1, the Company has a Risk Management and Internal Controls Policy to support the process of identifying, assessing, handling, monitoring and reporting strategic, operating, financial, market, regulatory/compliance and information technology risks.

This policy was reviewed by the Risk Management and Internal Controls Department, approved by the Board of Directors on June 11, 2019, and published on June 19, 2019.

b) The objectives and strategies of the risk management policy, if any, including:

i. risks for which protection is sought

The operational result of the Company may be affected by domestic economic changes, mainly regarding the short and long-term interest rates, government policies for the sector, inflation rate and exchange policy, as discussed in item 4.2.

ii. hedging strategy

Historically, the effects of risks presented above (item 5.1-b-i) are mitigated because the Company has a disseminated client base, both in terms of revenue and in terms of the industry sectors in which these clients operate.

Inflation - The Company believes that the inflationary impact on its operating results is mitigated by the annual adjustment of maintenance and subscription contracts and the periodic adjustments in the prices of new licensing fees and the hourly rates of sales service projects. However, as mentioned in item 4.2, this natural protection strategy does not address the residual risk of mismatch between costs and expenses inflation and the inflation rates applied to maintenance and subscription contracts. Based on past experience, the Company believes these inflation indicators tend to converge in the medium/long term.

Interest Rate - The Company seeks to monitor net debt by comparing cash generation from operations with total debt, as shown in item 3.7 of this form.

Exchange rate variation- At this stage of maturity of its international operations, the Company seeks to scale cost structures and expenses taking into account their respective revenues.

iii. hedging instruments

The Company is not currently using any active hedging instrument, apart from the “natural” hedges mentioned in the previous item (“ii”) that consist of: revenue adjustment based on inflation indexes (protection against inflation); monitoring of the net debt ratio and the cash flow from individual and consolidated operations (protection against interest rate changes); and international operations with revenues and costs essentially incurred in the same currencies (protection against exchange rate variations).

iv. parameters used to manage these risks

The main parameters are the proportion of total revenues represented by recurring revenues, the behavior of recurring revenues, client satisfaction level, the monitoring of net debt indicators (item 3.7), the debt maturity



schedule (item 3.8) and the net equity denominated in foreign currency in relation to the total shareholders' equity of the Company.

v. Does the issuer use financial instruments other than for hedging purposes? If so, please list these other purposes

In the period covered by this Reference Form, the Company did not conduct operations of this nature.

vi. organizational structure for risk management control

The organizational structure for risk management control is composed of the Board of Directors, assisted by the Audit Committee, and also has the support of the Internal Controls, Risks and Compliance, Internal Audit and Operational Business Areas ("Risk Owners"). Responsibilities of each of the instances that act in this process can be seen in item 5.1-b iii.

c) Adequacy of the operational structure and internal controls to verify the effectiveness of the policy adopted:

The Company has an Internal Controls structure, whose activities involve mapping processes and helping to identify risks (operational and financial risks, for example) and the controls that mitigate such risks, besides monitoring and suggesting improvements for internal controls by the operational areas, Item 5.1 - C.



5.3 – Description of Internal Controls

a) Main practices of internal controls and the level of efficiency of such controls, indicating any imperfections and the measures adopted to correct them.

The Company, in line with the best market practices for managing internal controls, has an Internal Controls, Risk and Compliance Department, whose main purpose is to lead and establish guidelines for the works related to internal controls and ensure the functioning of the controls environment, seeking to mitigate risks according to the complexity of the TOTVS business and ensure the best governance and market practices, in compliance with laws and regulations.

The process defined also aims to provide reasonable confidence for asset protection, accuracy and reliability of financial reporting, operational efficiency and compliance policies, standards and procedures.

Definition of scope and performance:

The internal controls contribute to the mitigation of risks, providing a more secure and effective environment in terms of operating efficiency and the integrity of records and information, taking the following key aspects into account:

- (i) the strategic goals of the Company;
- (ii) composition and nature of the financial accounts;
- (iii) the possibility of losses resulting from errors and fraud; and
- (iv) complexity in the transactions of the financial accounts.

To achieve its objectives, the management of internal controls is based on an integrated model of three Lines of Defense, namely:

- **First Line of Defense:** This consists of the Business Areas, which are responsible for identifying and reporting the risks of their operations and for ensuring that their business objectives are met, and that the internal controls structure functions properly;
- **Second Line of Defense:** Represented by the Internal Controls, Risk and Compliance Office, it uses the supporting documents produced by the first Line of Defense to help review the controls environment. It acts in an advisory capacity, supporting the business areas in designing and implementing procedures and controls;
- **Third Line of Defense:** Internal Audit, responsible for an independent analysis and assessment of the internal controls environment based on the work done by the first and second lines of defense. It can do additional work when the need arises.

Subsequently, the mappings and updates of all processes, the risk matrix and the controls and tests for the design of controls (called "*walkthroughs*") are carried out aiming at confirming that all mapped processes are understood, as well as whether the controls are implemented and operating properly.

If controls do not exist or are considered unsatisfactory for mitigating the risks identified in the business processes, a report is sent to the areas responsible for them to draft action plans (whether for creating a new control or improving an existing one).

Once these stages are completed, the people responsible for the processes must complete an annual Control Self-Assessment, providing evidence of the execution of the controls in the system used by TOTVS and listing any new risks they have identified in their processes or activities.

The processes and controls mapped by the Internal Controls, Risk and Compliance Office are a fundamental tool for Internal Audit's planning. Based on this mapping, Internal Audit defines the com and the tests of efficacy to



be undertaken (called "Control Tests"), to evaluate the proper application and operating efficiency of the controls in preventing or detecting material misstatements.

The Company Audit Committee is responsible for supervising and periodically monitoring the results of the tests and the action plans drawn up by those in charge of the processes.

b) Organizational structures involved:

Board of Directors: decision-making body whose purpose is to monitor the operations of the Company and periodically assess its exposure to risk and the efficacy of the risk management systems, the internal controls and the compliance system according to the approved policy, and:

- Determining the Company's strategic goals that will guide the organization's internal control work;
- Approving the Risk Management and Internal Controls Policy;
- Approving the Company's risk management and internal controls methods;
- Monitoring risk management and internal controls actions according to the Company's business activities;
- Determining and validating the review cycles of the internal control system and the effectiveness thereof;
- Validating documentation of public information about the risk management and internal controls model, as well as the transparency of information provided to the internal and external public.

Audit Committee: Advisory body to the Board of Directors. Its duties include:

- Proposing changes to the Risk Management and Internal Controls Policy and submitting them to the Board of Directors;
- Helping management to define guidelines and methods for risk management and internal controls, in addition to metrics for measuring risk tolerance and risk appetite, and submitting recommendations to the Board of Directors for approval;
- Periodically supervising and monitoring the results of tests of controls arising from the Control Self-Assessment, reporting to the Board of Directors any deviations and events considered relevant;

The other technical committees advising the Board of Directors, in turn, are responsible for monitoring and making recommendations on the acceptance of responses to risk, helping Management define guidelines for risk management and metrics for measuring risk tolerance and risk appetite, monitoring the implementation of mitigatory action plans and reporting their conclusions to the Board of Directors.

Internal Controls, Risk and Compliance Department: it is subordinated to the Control and Planning Office, which in turn reports to the Administrative and Financial Vice-President. Its key responsibilities connected to Internal Controls are the following:

- To propose changes to the Risk Management and Internal Controls policy and submit them for approval;
- To discuss the recommendations made by risk owners to minimize Company risk in line with defined strategy and objectives;
- To monitor the implementation of internal controls for risk management;
- To monitor and periodically report on the progress of action plans;
- To map processes and help identify risks (operating and financial risks, for example), as well as the controls mitigating such risks;
- To monitor and suggest improvements for internal controls in the operating areas;
- To report incorrect or out-of-date designs for process flows, rules and procedures when changes can affect the controls environment;
- To remind managers about the importance of risk management and internal controls and the responsibility of managers, staff, interns and other TOTVERS.



Internal Audit: reports to the Audit Committee. Its key responsibilities are:

- To monitor the internal controls environment and the effectiveness of risk management based on the work done by the business areas and the Internal Controls, Risk and Compliance Office;
- To test the controls according to the audit plan and report the results to the Audit Committee;
- To check the implementation and efficacy of action plans;
- To identify the need to prioritize action based on the results of the risk processes in execution, and to broaden the scope of substantive tests and constant monitoring in the event of new risks or the aggravation of risks previously mapped;
- To identify and indicate opportunities for improvement in the internal controls and risk management processes;
- To issue a formal opinion on the internal controls tested in the annual audit cycle.

Risk Owners/Operational Business Areas: their responsibility, under the policy, is:

- To constantly identify and document the risks they manage;
- To carry out Control Self-Assessment and make the necessary evidence available;
- To undertake an annual assessment of the performance and results of the risks and controls they manage;
- To inform the Internal Controls, Risk and Compliance Office of any new risks identified and any change in their business process;
- To introduce adequate controls for managing risks;
- To carry out the action plans under their responsibility;
- To ensure that actions deployed are effective and bring the degree of risk exposure down to acceptable levels.

c) Whether and how the efficiency of internal controls is supervised by management, indicating the position of the people responsible for this supervision.

Once the processes have been mapped, risks identified and walkthroughs completed, the business areas must undertake a Control Self-Assessment, and provide evidence of the execution of the controls in the system used by TOTVS. They must highlight any new risks identified in their processes or activities.

Based on such mapping and on the Self-Assessment carried out and documented by the process owner, the Internal Audit sets the strategy and the effectiveness tests that will be performed (called "Control Tests") aiming at assessing the accurate application and operative efficiency of such controls in preventing or detecting relevant discrepancies.

The entire process and results of mapping and revising controls are reported to the Company Audit Committee, which periodically monitors the efficacy of internal controls and the action plans drawn up and their implementation.

d) Shortcomings and recommendations about internal controls contained in the detailed report drafted by the independent auditor and submitted to the issuer, in accordance with the CVM regulations dealing with the registration and exercise of the activity of independent auditor.

The report issued by the Independent Auditors connected to the Company's Financial Statements for the fiscal year ended on December 31, 2019 pointed out significant deficiencies in controls regarding Access Management (ITGC Controls), in which weaknesses were found in the processes of granting, revocation, maintenance, and periodic review of access by associates who are active, those who have been transferred, and those who have already left the Company. In addition, a weakness was found in the controls of the change management process in one of the Company's systems.



The independent auditors also recommended, for the Access Management process, that the design of the granting, revocation, and transfer controls must be reviewed in order to identify what caused the shortcomings listed, and that any changes made in the access profiles of Company staff should be documented, evidenced and formally validated. For the weaknesses found in the change management controls, it was recommended to review the change/update management process of systems, as well as to review the controls to ensure that all steps of the systems updating process are properly fulfilled.

It should be noted that the result of additional procedures undertaken by the external auditors was that the failings identified did not lead to the accounts being qualified in their final opinion, and did not affect the Company's results.

e) Management's comments on shortcomings noted in the independent auditor's detailed report and on the corrective measures adopted.

The full review of the access management processes has been completed and includes the creation of mechanisms and system adjustments to evidence and document the fact that accesses granted, transferred or revoked are in compliance with activities undertaken by staff and are being approved at the appropriate level of authority. An annual review process has also been introduced for all accesses by Company staff.

As for weaknesses found in the change management process, the Company reviewed all its controls and created additional validations to ensure that the corresponding changes go into production only in case all the required evidence are present and without any function segregation conflict.

It is worth highlighting that the other recommendations made by the Independent Auditors that are not considered significant have already been completed or have been sent to those responsible for the corresponding areas and have a deadline already set to be implemented in 2020.



5.4 – Integrity Program

a) If the issuer has adopted integrity rules, policies, procedures or practices to prevent, detect and remedy frauds and wrongful acts committed against the government, please indicate:

i. the main integrity mechanisms and procedures adopted and their adequacy for the profile and risks identified by the issuer, informing how frequently risks are reassessed and policies, procedures and practices adjusted

TOTVS has integrity mechanisms and procedures in place to prevent, detect and adequately deal with acts of corruption, fraud and wrongful conduct of any nature against the Brazilian or foreign public administration, or in the private sector, in all the countries where the Company has operations.

Aiming at the continuous improvement of anti-corruption practices, in 2019 the Company approved with the Board of Directors the restructuring of its Integrity Program based both on the relevant anti-corruption legislation and the best market practices, considering the risk profile of TOTVS.

Such Integrity Program is structured in 5 (five) interrelated hallmarks:

Culture of Compliance: it has as purpose strengthening a culture that values ethics and compliance by engaging and constantly supporting the key leaders of TOTVS aiming at disseminating a culture that reflects the ethical standards expected by the Company to all hierarchical levels.

Risk Assessment: aims at identifying and assessing the key anti-corruption/ compliance risks to which the Company is exposed, measuring its impacts and recommending mitigation measures, especially in processes considered sensitive, with respect to compliance with the applicable anti-corruption legislation and the Company's conduct guidelines set forth in the Code of Ethics and Conduct and other Integrity Program Standards.

Code of Ethics and Conduct, Policies, and Procedures: it has as purpose to set forth and formalize all internal guidelines, rules and procedures that must be observed by TOTVERS and Third Parties within the scope of the Integrity Program. The Code of Ethics and Conduct, the Policies, Standards and Procedures that make up the Integrity Program make up the reference base for the compliance mechanisms and controls to be implemented or optimized.

Communication and Training: it aims at raising awareness of TOTVERS and making easier their understanding of the guidelines, rules and responsibilities to be fulfilled within the TOTVS Integrity Program by means of general and specific communication and training actions on ethics and conduct guidelines of the Company.

Detection and Remediation: it has as purpose to find irregular or illegal conducts, fraud of any kind or any other non-compliance with the applicable legislation and regulations and the Company's Standards, as well as to guarantee that the unethical conduct found is discontinued and the suitable disciplinary measures are applied, using as the main tool an independent Channel made available to internal and external audiences for receiving and handling whistle-blowing and complaints.

The Integrity Program is reassessed every year to ensure its effectiveness. The controls are also reviewed annually, and updates can take place at any time due to changes in rules, processes, and the risk scenario. The Corporate Policies are subject to mandatory review every 3 (three) years, without prejudice to any other changes that might be required over the period. Specifically regarding the risk management and methodology applied by the Company, please see chapter 5, section 5.1.



Integrity Program Mechanisms and Procedures

Code of Ethics and Conduct: its aim is to provide an overall understanding of the conduct and ethical principles that guide TOTVS's commitment to integrity in its business and its internal and external relationships. It applies to all board directors, managers, controlling shareholders, staff, services providers, suppliers and partners. The Code was updated on December 18, 2019.

Corporate Compliance Policy: it has as purpose guiding and setting forth the scope, structure, and activities of Compliance of TOTVS through guidelines, principles, and responsibilities. It also aims at disseminating compliance across all levels of the Company, showing the importance of knowing and implementing legal and regulatory determinations, in addition to the Internal Regulatory Structure, including the TOTVS Code of Ethics and Conduct. Such policy was updated on February 19, 2020.

Policy on Business and Institutional Relationship with Public Entities (Anti-Corruption): aims at setting forth conduct guidelines and standards for the relationship between TOTVS and public agents and ensure that TOTVS' associates conduct comply with the legislation currently in force, the corporate policies, and TOTVS' Code of Ethics and Conduct. Such policy was updated on December 18, 2019.

Risk Management and Internal Controls Policy: aims at setting forth all principles, guidelines, and responsibilities to be observed while managing corporate risks and the Company's internal controls to ensure the appropriate identification, review, assessment, treatment, monitoring and reporting of corporate risks. This policy was updated on June 11, 2019.

Policy for Contributions, Donations and Sponsorship: the purpose of the document is to set guidelines and rules for contributions, donations, as well as business and institutional sponsorships by the TOTVS Group.

Due Diligence on Supplier Compliance: this consists of processes and procedures for identifying and assessing the risks of compliance in relations with suppliers, in particular relating to the issue of corruption, to ensure that the Company does not do business with suppliers involved in any kind of illegal or irregular practices under the anticorruption legislation or the ethical principles outlined in the Company's Code of Ethics and Conduct.

Records of Commercial and Institutional Dealings with Public Entities: procedures to record in-person dealing of a commercial or institutional nature with public entities, to ensure compliance with the guidelines defined in the Policy for Commercial and Institutional Relations with Public Entities. The Company has an electronic tool that allows employees to carry out a complete record of all interactions with public agents, aiming at transparency in relations with the Public Sector.

Integration Training: introduction to the TOTVS Code of Ethics and Conduct performed in the process of integrating new associates. It presents the Company's key conduct guidelines and standards, as well as provides guidance on the Ethics and Conduct Channel.

Training in the Code of Ethics and Conduct: staff take online courses in the Code of Ethics and Conduct which cover every aspect of the document. In addition, understanding of the content is achieved through questions and ethical dilemmas posed which must be answered according to the principles and rules of the Code.

Training on Relationship with Public Agents: mandatory e-learning training for the areas having any relationship with public entities, aiming at training the target audience as to the practices and procedures to be observed in this type of interaction, considering compliance with applicable legislation and the requirements of the Code of Ethics and Conduct and the Policy on Business and Institutional Relationship with Public Entities. In addition, face-to-face training is provided, either internally or through specialized consultants, to reinforce anti-corruption guidelines.



Thematic Training: specific training for areas most exposed to certain Compliance risks, such as Purchasing, Business with the Public Sector, and Institutional and Governmental Relations or any other areas ranked as higher risk exposure.

Anticorruption Clause and compliance with the Code of Ethics and Conduct: contracts with suppliers and customers must include a clause providing for compliance with the anticorruption legislation and the Company's Code of Ethics and Conduct.

Integrity Undertaking and Declaration of Responsibility, Compliance and Social and Legal Commitment: documents for the use in all TOTVS franchises, whereby the franchisee undertakes to comply with the provisions of Law No. 12.846/2013 (the Anticorruption Law) and with the TOTVS Code of Ethics and Conduct, as well as with the principles of the UN Global Compact.

Auditing of the Program: The Integrity Program is subject to periodic auditing, both internal and external, to identify any shortcomings and opportunities for improvement. The result of the audit is reported to the Audit Committee and the corresponding action plans are supervised and monitored by Management.

ii. the corporate structures involved in the monitoring of the operation and efficiency of internal integrity mechanisms and procedures, indicating their duties, whether their creation was formally approved, the issuer's bodies to which they report and the mechanisms that ensure independence of their leaders, if any.

Within the scope of the Integrity Program, the key responsibilities of the governance structures and bodies involved are listed below:

Board of Directors

- Approving the TOTVS Integrity Program;
- Approving the periodic reviews of the Compliance Policy, the Code of Ethics and Conduct, and the Internal Regulation of the Ethics and Conduct Committee;
- Monitoring the actions of the Integrity Program and reinforcing with the Senior Management the commitment to its fulfillment;
- Ensuring the existence of appropriate resources for the effective operation of the Integrity Program;
- Guaranteeing independence and ensuring provision of training, structure, and autonomy of the Internal Controls, Risks and Compliance area; and
- Receiving and resolving on the Audit Committee's recommendations regarding the results of the Integrity Program.

Audit Committee

- Discussing and recommending the required changes or adjustments within the scope of the revisions to the Compliance Policy, the Code of Ethics and Conduct, and the Internal Regulation of the Ethics and Conduct Committee;
- Discussing and approving the annual Compliance schedule;
- Assessing and monitoring the audit action plans of the Integrity Program;
- Assessing the results of the Integrity Program; and
- Periodically reporting to the Board of Directors critical cases of misconduct connected to this Policy, as well as any disciplinary measures adopted.

Ethics and Conduct Committee

- Ensuring protection to, clarification of, dissemination of, and compliance with the Code of Ethics and Conduct;



- Issuing an opinion on the merits and seriousness of the whistle-blowing complaints reporting violation of the Code of Ethics and Conduct by means of a formal procedure, and refer the matter to the immediate responsible parties so that the previously set disciplinary measures are applied;
- Monitoring how disciplinary measures are applied;
- Monitoring the institutionalization and dissemination of the Code of Ethics and Conduct; and
- Interpreting the Code of Ethics and Conduct in case of any questions to be clarified.

Senior Management and Boards of Executive Officers

- Conducting business practices that comply with all applicable laws and regulations and the Internal Regulatory Framework;
- Supporting the implementation of the Integrity Program hallmarks; and
- Showing commitment to the Integrity Program.

Internal Controls, Risks and Compliance Area - reporting to the Planning and Comptroller Board, which on its turn reports to the Administrative and Finance Vice-President

- Preparing, submitting for approval, and publishing the Compliance Policy, as well as disseminating its guidelines within the Company;
- Structuring, implementing, managing, and disseminating the Integrity Program;
- Assisting business areas in reviewing their structures, products and services to align them with the Internal Regulatory Structure;
- Coordinating the periodic review of the contents of the Code of Ethics and Conduct;
- Acting in an independent and autonomous way to guarantee impartiality in all its activities, and reporting to the Audit Committee in case something may interfere with its independence;
- Sharing with the Internal Auditors all information received, either internally or by any other means, about facts connected to the Compliance Policy subject to internal investigation; and
- Providing transparency of and reporting the Integrity Program results to the Senior Management, the Audit Committee, and the Board of Directors.

The Internal Controls, Risks and Compliance Area, within the scope of its duties and as set forth in the Corporate Compliance Policy, has independence to act and access to the information and documents required to perform the activities provided for in the Company's Integrity Program.

Human Relations

- Promoting and ensuring that the principles of the Integrity Program are disseminated within the organizational culture of TOTVS.

Legal Board

- Providing the Company with guidance on the standards and rules issued by the regulatory agencies and to the changes on legislation, either at federal, state, or municipal levels;
- Reporting to the Senior Management and the Board of Directors any event that constitutes an administrative, civil, or criminal offense;
- Following up case law and trends on all subjects connected to this Policy, disseminating the information found when appropriate.
- Supporting the Internal Controls, Risks and Compliance area to interpret the anti-corruption laws applicable in the countries where TOTVS operates.



Internal Audit

- Conducting investigations on whistle-blowing and complaints filed on the Ethics and Conduct Channel or received by any other means;
- Reporting to the Ethics and Conduct Committee and, periodically, to the Audit Committee, the result of internal investigations made;
- Following up the implementation of Action Plans to remedy cases related to complaints;
- Acting in an independent and autonomous way to guarantee impartiality in all its activities, and reporting to the Audit Committee in case something may interfere with its independence;
- Reporting to the Compliance area any risks and non-compliance events connected to the Integrity Program found in tests of controls, or material tests, or other Audit routines; and
- Following up the implementation of action plans regarding gaps found in the Integrity Program.

Other areas

All TOTVERS, regardless of their position, have the following responsibilities:

- Complying with the Internal Regulation Framework, including the Code of Ethics and Conduct, and all applicable legislation and regulations;
- Reporting through the Ethics and Conduct Channel any violation or suspected violation of applicable laws or regulations, or any non-compliance with the Internal Regulation Framework;
- Taking part in every training considered mandatory; and
- Submitting all information of which they may become aware, and making available all the Company's documents which they are in possession of, whenever requested (i) by the Internal Auditors, (ii) by the Internal Controls, Risks and Compliance area, or (iii) by the Ethics and Conduct Committee, within the scope of an internal investigation.

iii. if the issuer has any code of ethics or of conduct formally approved, indicating:

if it applies to all executive officers, fiscal councilors, directors and employees and whether it also applies to third parties, such as suppliers, service providers, intermediaries and associates

TOTVS has a Code of Ethics and Conduct filed with the CVM since 2012. The Code of Ethics and Conduct, the current version of which was approved by the Board of Directors in December 2019, is applicable to all directors, management members and executive officers, shareholders who take part in the control of the Company, associates, service providers, suppliers and partners.

if and how often executive officers, fiscal councilors, directors and employees are trained on the code of ethics or conduct and on other standards related to this matter

For knowledge and suitable training, an e-learning training on the Code of Ethics and Conduct is available every year to all associates, who are required to take part in it and who will be subsequently tested for knowledge assessment and awarded the corresponding certificate.

applicable sanctions in the event of violation of the code or of other standards on the issue, identifying the document where such sanctions are envisaged

The Company has an Ethics and Conduct Committee responsible for receiving all complaints and concluding, through a formal procedure, whether there was a violation of the Code of Ethics and Conduct and, if applicable, determining what measures will be applied to the offender, which may be of a disciplinary nature, such as the application of a warning, and even termination for cause, in addition to the due legal measures, whenever applicable.



body that approved the code, date of approval and, if the issuer publishes the code of conduct, websites where the document is available for consultation

The current version of the Code of Ethics and Conduct was approved by the Board of Directors on December 18, 2019. It is available for consultation on the Company's Investor Relations website (<https://ri.totvs.com/en/corporate-governance/by-laws-policies-and-charters/>), and on the webpage of its ethics and conduct channel (<https://www.canalconfidencial.com.br/totvs/>).

b) If the issuer has any complaints hotline, indicating, if so:

- **if the complaints hotline is internal or is managed by third parties**

The Company has an Ethics and Conduct Channel managed by an outsourced company.

- **if the hotline is open to receive complaints from third parties or if it receives complaints from employees only**

The Ethics and Conduct Channel is designed to receive complaints from employees and third parties such as suppliers, service providers and business partners.

- **if there are mechanisms to ensure anonymity and protect whistleblowers in good faith**

The Ethics and Conduct Channel enables complaints to be reported anonymously and ensures confidentiality of the information and anonymity of the person. TOTVS does not admit retaliation, and guarantees that whistleblowers will not be harmed for reporting any suspected misconduct.

- **issuer's area responsible for investigating complaints**

The Internal Audit unit of the Company is responsible for analyzing and investigating the complaints received, as well as reporting the applicable cases to the Ethics and Conduct Commission, which establishes the appropriate measures to be taken.

c) If the issuer takes steps in the even of a merger, acquisition or corporate restructuring to identify vulnerabilities and risks posed by improper practices of the legal entities involved.

The Company adopts Due Diligence procedures for companies undergoing mergers, acquisitions, and corporate restructuring processes. Such due diligence process is carried out through independent external audits having as purpose to assess and understand the compliance environment and find potential risks of corruption and fraud, and of reputational analysis of the organizations involved. The results are submitted to be assessed so that action plans are proposed, and such action plans must be added to the acquisition planning of the involved companies.

d) If the issuer does not have rules, policies, procedures or practices to prevent, detect and remedy frauds and wrongful acts committed against the government, identify the reasons why the issuer does not have any controls in this regard.

Not applicable, since the Company does have rules, policies, procedures and practices to prevent, detect and remedy frauds and wrongful acts committed against the government.



5.5 – Significant changes

In the previous fiscal year there were no significant changes in the risks which the Company is exposed to. The Risk Management and Internal Controls Policy was revised and approved by the Board of Directors on June 11, 2019, having been made available to the public on June 19, 2019. In this version, the new Risk Management methodology is already reflected, containing the stages of setting the context, identifying, risk review and assessment, treating and monitoring, and reporting. In this version the Company has also included the *Control Self-Assessment* method for improving the management of internal controls.

The risks identified and monitored by TOTVS can be identified in subparagraph “a” of section 4.1 - Risk Factors, ranked by their order of criticality and those that may influence any type of decision by investors.



5.6 – Other material information – Risk management and internal controls

The Company did not identify any other material information related to the items of Risk Management and Internal Controls.



6.1 / 6.2 / 6.4 - Incorporation, duration and date of registration of the Company with the CVM

Issuer's incorporation date	12/13/1983
Issuer's legal form	Public Company
Country of incorporation	Brazil
Duration	Indefinite
CVM Registration date	03/07/2006



6.3 – Brief History

TOTVS was originally a services bureau, created in 1969 by Mr. Ernesto Mário Haberkorn, called SIGA - Sistemas Integrados de Gerência Automática Ltda. The bureau provided general services in the computers area and developed a system that allowed for centralized corporate management, with the main purpose of automating administrative processes. In 1983, with the appearance of microcomputers, the Company was founded, under the legal name of Microsiga Software S.A. ("Microsiga"), by the partners Ernesto Mário Haberkorn and Laércio Cosentino, the former CEO of TOTVS. The Company's business purpose was to develop software for these personal computers and, later, it started to operate in the integrated corporate management software market, catering to medium and small size companies.

In the 1990's, strategic decisions were taken to structure TOTVS for sustained growth, with the creation of the environment necessary for the market leadership that the Company would achieve at the end of the decade.

Some decisions and events that deserve highlighting are:

1990: opening of the first franchise;

1997: opening of the first unit abroad, Microsiga Argentina;

2003: acquisition of assets of Sipros, a company in Mexico, and opening of Microsiga Mexico;

2005: acquisition of Logocenter S.A. ("Logocenter"); repurchase of the Company's participation; admission of BNDES Participações S.A. – BNDESPAR as partner of the Company;

2006: IPO on the São Paulo Stock Exchange (BM&FBOVESPA), in the Novo Mercado (highest level of Corporate Governance); acquisition of RM Sistemas S.A. ("RM"), and commencement of the Company's corporate consulting activities;

2008: merger of Datasul SA ("Datasul").

2009: amendment to the Company's corporate purpose to include the activity of "franchising concession", according to the Extraordinary Shareholders' Meeting of 04/16/2009; creation of "Full TOTVS" franchises involving the TOTVS and Datasul franchises;

2013: acquisition of PC Sistemas S.A., PRX Soluções em Gestão Agroindustrial Ltda. ("PRX"), RMS Software S.A., Seventeen Tecnologia da Informação em Informática Ltda. ("Seventeen") and Neolog Consultoria e Sistemas S.A. ("Neolog").

2014: acquisition of Virtual Age Soluções em Tecnologia Ltda. ("Virtual Age").

2015: acquisition of Bematech S.A. ("Bematech") and merger of P2RX Soluções em Software S.A. ("P2RX").

2016: sale of 100% of our interest in TOTVS Resultados em Outsourcing Ltda. ("TOTVS RO"), a Human Resources BPO (Business Process Outsourcing) company to Propay S.A. Acquisition of a minority interest in the Russian company National Computer Corporation (NCC) by TOTVS México and TOTVS S.A.

2017: Launch of the artificial intelligence platform (Carol) and iDEXO, an institute whose mission is to connect startups, entrepreneurs and developers in order to create new business solutions.



2018: consolidation of the Company's succession plan and announcement of the arrival of Dennis Herszkowicz to replace the founder of the Company, Laércio Cosentino, who in turn was elected Chairman of the board of directors.

2019: Review of the Company's long-term strategic plan that had as a consequence the sale of its Hardware operations that had been acquired from Bematech in 2015, to focus the attention of its teams and resources on Software operations. Also during 2019, the Company made a subsequent offer of shares raising a total of R\$ 1,066.5 billion with the issue of 27 million new shares at the price of R\$ 39.50/share, to be entirely allocated to mergers and acquisitions. During 2019 the Company acquired the corporations Supplier S.A. ("Supplier" - an operation to be completed over fiscal year 2020) and Consinco S.A. ("Consinco"). Partnerships were also closed with Rede company dedicated to means of payment, VTEX in the ecommerce industry, and Moddo that will develop an Order Management System (OMS) software. During 2019 the Company also launched its new Techfin business platform aiming at expanding, simplifying and making access to financial services cheaper for its clients and customers.



6.5 – Information about filing for bankruptcy based on a material amount or filing for judicial or extrajudicial reorganization

There has been no filing for bankruptcy or for judicial or extrajudicial reorganization.



6.6 – Other material information

The Company did not identify any other material information related to this item.



7.1 – Description of the main activities of the company and its subsidiaries

Overview

We are the leading enterprise resource planning (“ERP”) software company in Brazil, according to the survey entitled “Software Market Share Enterprise Application 2020” issued by Gartner, with over 50 percent market share. In Latin America, we have a 30-percent share in the ERP market according to that same survey, and we are one of the top-three players in the region. We have been engaged for more than 36 years in the business of providing companies of all sizes with business solutions, management software, technology platforms and consulting services.

The Company was Latin America’s first IT company to go public, back in 2006, and listed in the Novo Mercado (“New Market”) segment of B3 S.A. - Brasil, Bolsa, Balcão (“B3”) under ticker ‘TOTS3’. Since our IPO, our net revenues have increased ten-fold, and they have historically been sustained by organic growth and strategic acquisitions. Additionally, our inclusion in the Ibovespa index early this year made TOTVS the first technology company to figure in Brazil’s most important stock market index. This achievement reflects TOTVS’ leadership and the recognition of the moment that we are going through, thanks to our strategy, operational execution and corporate governance.

With an installed client base in excess of 30,000 clients, TOTVS operates primarily in Brazil, but has a presence in 41 countries, with net revenues of more than R\$2 billion for 2019 and approximately 7 thousand employees. In Brazil we have 15 branches, 52 franchised territories and 10 development centers. Abroad we have five branches, in Argentina, Colombia, the United States of America, Mexico and Portugal, and two development centers, in the US and Mexico.

The Company’s motto is to “simplify the business world”, and we develop, sell and implement technological tools and platforms with specialized solutions for the core business of our clients in 12 business segments, namely, agribusiness, building and construction, distribution, education, financial services, travel and hospitality, legal, logistics, manufacturing, health care, services, and retail. In this context, we provide integrated enterprise management software, productivity and collaboration, data, intelligence and performance platforms (or smart, collaborative platforms), and value-added services, such as implementation and advisory.

Accordingly, one of our main edges is our development of applied technology based on platforms and creation of segment-based solutions integrated into a distribution model based on owned and franchised units in Brazil and abroad, which enables us to have a presence, proximity and quick and effective services to our clients.

As part of our strategy to expand, strengthen and add value to our clients and customers and leverage the growth of our results, in 2019 we started implementing new TOTVS guidelines and strategic hallmarks.

Some of such hallmarks were: (i) divestment of hardware operations, focusing again exclusively on software; (ii) organic creation of our TECHFIN (technology for financial services) team, the main purpose of which is to simplify, expand, and make cheaper our customers’ access to credit and other financial services; (iii) finding opportunities to develop performance solutions to integrate our clients’ value chain, optimizing their sales and profits; and (iv) the revision of the M&A strategy, including reinforcement and redesign of the area. As a result, we carried out in May a subsequent offer of shares that raised the amount of R\$ 1.067 billion to be allotted to new investments in the horizon of the next 2 to 3 years, of which we have already committed approximately 60% with the acquisitions of the companies known as Supplier, Consinco, and Wealth Systems aimed at expanding into new markets and strengthening our core business.

For 2020 we have the challenge of continuing to build an ecosystem of solutions that encompasses 3 dimensions: (i) Management - with our portfolio of open, connected, and customizable solutions and platforms of ERP, HR, and Vertical ones; (ii) Techfin - expanding, simplifying, and making cheaper the access to credit and other financial



services; and (iii) *Business Performance* - building a portfolio that helps our clients and customers to sell more and better. Artificial intelligence, machine learning, and cloud are tools to enable such strategy of opening new markets and enhancing the value chain of our clients and customers.

The following table shows the Company's consolidated key financial and operating indicators:

In millions of Reais (except percentages)	Fiscal year ended on December 31,		
	2019	2018	2017
Net Revenue	2,282.1	2,111.2	1,992.9
Recurring Revenue ⁽¹⁾	1,729.2	1,547.2	1,466.4
EBITDA ^{(2) (4)}	429.2	270.9	286.4
Adjusted EBITDA ^{(3) (4)}	469.7	347.0	285.4
Net Income	210.6	60.6	93.3
Renewal Rate ⁽⁵⁾	98.3%	97.9%	99.0%

⁽¹⁾ Comprising software subscription, technical support and technology upgrades. For more detail on Software Revenues Net, see item 3.2 of the Reference Form.

⁽²⁾ EBITDA (Earnings Before Interest, Tax, Depreciation and Amortization) is a non-accounting measure prepared by the Company in line with CVM Instruction No. 527, dated October 4, 2012, which is reconciled with its financial statements and consists of its net income for the fiscal year or period, plus financial income and expenses, income tax and social contribution, and depreciation and amortization cost and expense.

⁽³⁾ Adjusted EBITDA is a non-accounting measurement prepared by us corresponding to EBITDA adjusted by equity accounting income, provision for asset impairment, additional contingency provisions, losses (gains) on sales of permanent assets, provisions for doubtful debts, gains on sales of subsidiaries and net losses from discontinued operations, which, in our view, are not part of the ordinary course of business and/or distort the analysis of our performance. For more details on Adjusted EBITDA, see item 3.2 of the Reference Form.

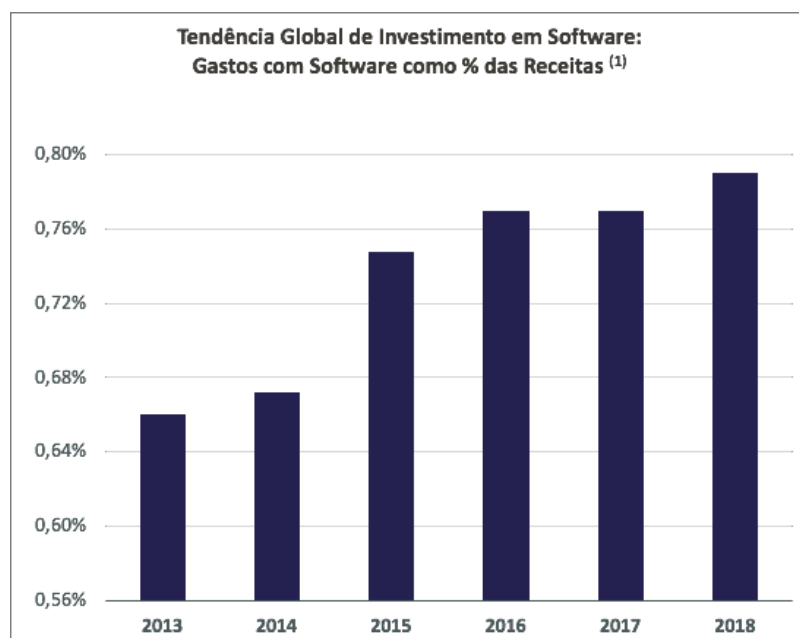
⁽⁴⁾ EBITDA and Adjusted EBITDA are not financial performance measures according to the Accounting Practices in adopted in Brazil or to the International Financial Reporting Standards (IFRS) issued by the international Accounting Standard Board (IASB), do not represent cash flow for the stated periods, should not be considered substitutes for net income, operating performance indicators or substitutes for cash flow as an indicator of the Company's liquidity. They have no standard meaning and may not be comparable to similarly termed measures provided by other companies.

⁽⁵⁾ The Renewal Rate represents the percentage of clients who remained in the recurrence basis at the end of the period relative to the basis at the start of the period, using the amount of recurring revenues as a reference.

Market Opportunities

Based on information published by the Brazilian Institute of Geography and Statistics ("IBGE") and Gartner, we estimate that the Total Addressable Market ("TAM") for TOTVS amounts to approximately R\$20.7 billion, consisting of more than 4.4 million businesses with up to 9 employees, 615,000 businesses with 10 to 500 employees, and 10,000 businesses with more than 500 employees.

We understand there is still a relevant untapped potential market in the IT sector. According to a survey conducted by ASM and published in 2018, ERP systems were used by 48 percent of Brazil's potential market, while CRM and Business Intelligence systems had penetration rates of 28 and 25 percent, respectively. In addition, as shown in the chart below with historical data published by Gartner, companies have systematically increased their software budget relative to their revenues, consuming more technology as their business maturity grows.



Caption: Global Software Investment Trend: Software Expenditures as a % of Revenues ⁽¹⁾

Historically, according to data published by the IBGE, the IT sector has grown at a faster pace than the average for the Brazilian economy. All of this information strengthen our vision that the Brazilian market is an important source of growth and opportunity for TOTVS.

Techfin

The Brazilian market shows high banking concentration, where the top-five banks (Caixa Econômica Federal, Banco do Brasil, Itaú Unibanco, Santander, and Bradesco) accounted for 83.8 percent of all deposits in 2018. Such an environment helps to maintain a high cost of credit, in which the overdraft fee for individuals is 165.6% per year as of January 2020, according to data from the Central Bank of Brazil, while the benchmark Selic interest rate ended the year at about 4.5%.

This scenario creates an opportunity for TOTVS to do business in the techfin segment without letting go of our technology DNA as a software company. TOTVS positions itself as techfin rather than fintech in order to offer solutions to simplify, expand the access to and lower the cost of financial products, including payment and credit solutions for our clients. Our techfin segment can be leveraged by: (i) our expertise and know-how in technology and digital solutions; (ii) our ability to collect and analyze large volumes of data; (iii) our ability to launch new products to adapt to user requirements; (iv) our robust distribution platform in all regions of Brazil; (v) our access to a broad recurrent client base across the value chain; and (vi) our well-established brand. These solutions, in fact, can be offered in partnership with players in the financial industry, whether they are firmly established or newcomers, who possess complementary knowledge like product expertise, knowledge of the regulatory environment and client risk assessment skills.

In addition, access to a broad client base whose transactions are carried out through and supported by TOTVS systems, combined with a trend towards digitization of businesses and pressures for efficiency gains and revenue growth, creates an opportunity for TOTVS to develop solutions to enhance its clients' performance based on analysis of their data, including, for example, measures designed to increase sales in certain situations and to better manage company resources.



Strengths and Competitive Advantages

Leadership position and brand

We are a Brazilian multinational standing as Brazil's leading ERP company with over 50 percent market share. In Latin America, we have a 30-percent share in the ERP market, according to a survey conducted by Gartner. We estimate our aggregate revenues from clients at approximately R\$1.6 trillion.

We are the 25th most valuable brand in Brazil in the Interbrand ranking for 2019, and ours is the only technology brand in that ranking, which we believe is a valuable asset that contributes to attracting new clients, as well as the best and most innovative tech professionals in the software industry. TOTVS was the only Brazilian IT company ranked in "The 2018 Global Innovation 1000 Study", which is published annually by the consulting firm Strategy&, associated with PwC.

Our leadership position affords us broad access to the various market segments we serve and enables us to offer several products in a verticalized manner for both new and existing clients of all sizes, including cross-selling opportunities. We also believe that because of our solid reputation, we can bring outstanding professionals, partners and clients to our open ecosystem, keeping pace with and integrating evolving demands while anticipating future trends.

Distribution platform

TOTVS is present all over the Brazilian territory and has clients in 41 countries. This great capillarity is the fruit of our strategy of expanding through branches and exclusive channels and franchises, which was rolled out in the 1990's and allows us to be close to our clients at all times, to better learn about their business and the specificities of areas where they operate, and to earn their trust.

We believe our distribution platform is a strong edge that, with a local and digital presence, can serve companies of all sizes.

In the large corporation segment, we have a specialized division with skilled professionals trained in each industry served to provide not only a specialized service, but also support and advisory.

In the small and medium-sized business segment, we have five owned units and 52 franchised territories. We believe that this capillarity of our sales force makes for unique knowledge of our clients' needs, as well as for optimized sales and implementation costs. Our franchisees operate on an exclusive basis and are compensated not only based on sales made, but also according to recurring revenues from software, which we believe motivates them to keep a high degree of alignment with our interests, particularly in maintaining long-term relationships with our clients.

To serve microbusinesses, we operate a multi-channel system through partners, retailers and resellers, with enables us to reach all regions and large urban centers in Brazil.

Lastly, TOTVS Store enables us to set up a digital channel to interact with our clients, particularly for cloud computing applications.

A broad, diverse and flexible portfolio

Our portfolio covers a complete horizontal offering, with Management solutions, including ERP, HR, Vertical, and Innovation Platforms; Techfin; and Business Performance, including CRM and Analytics. We believe our solutions are broad, diverse and flexible, handling and meeting the needs of all our clients in the most varied of verticals in 12 business segments (agribusiness, building and construction, distribution, education, financial services, travel and hospitality, legal, logistics, manufacturing, health care, services, and retail).



We supply companies of all sizes with cloud or on-premises solutions. Our solutions are scalable and modular and can be easily configured to enable specific functionalities for different business segments and sizes with consistent integration.

Business model with a track record of growth and profitability

Our core business model consists of offering and developing, in a constantly innovative way, ERP systems that are reliable and efficient to securely process corporate information, making them a tool of paramount importance to our clients in managing their business, where we believe we have deep expertise.

Our business model takes a client-focused approach, comprising a broad product portfolio, an aftersales team that includes experts in promoting cross-selling and upselling, and centralized implementation and maintenance teams. We make it more simple and easier for our clients to contract and use our solutions through a variety of sales methods that adjust to each client's reality according to their stage of maturity. This enables us to support our clients' evolution, positioning ourselves as a long-term partner and expanding our services and cross-selling efforts throughout the life cycle of our partnership.

This business flexibility allows us to grow along with our clients, supporting long-term relationships. Over the past eight years, our gross revenues increased by more than 2.10 times, with a renewal rate of 98.3 percent as of December 31, 2019. We believe these factors, combined with a recurring relationship model (monthly payments with automatic annual renewal of contracts), confer predictability and profitability to our business.

Acquisition Track Record

We believe we have solid capacity and track record to identify, negotiate and integrate acquisitions over more than 20 years, creating value for the Company by bringing about significant synergies.

Since 2006, we have acquired more than 25 companies that have strengthen our core business and our ability to break into new business segments. Our executives are experienced in the process of both acquiring and integrating new companies into our business, which boosts potential synergies to be achieved with a focus on increasing cross-selling, reducing churn, expanding services and solutions offered, cutting costs, improving governance and expanding sales using the TOTVS brand. Significant examples of our ability to integrate are the RM and Datasul acquisitions, which were both transformational to the Company due to their size at the time of acquisition.

An experienced and skilled executive team and strong corporate governance

We believe the extensive experience and in-depth knowledge of our executive team has given us a decisive competitive edge in the dynamic market where we operate. Our Management currently consists of an engaged, young team boasting 18 years' business experience, on average, in the tech sector, approximately 9 years of which, on average, have been exclusively dedicated to the Company. These highly qualified professionals play a key role in growing our business, creating a culture of operational excellence, transparency and efficiency, and setting high standards of governance and ethics.

We successfully completed in 2019 the challenging succession process at one of the world's largest management software companies, preserving the legacy of the company's founder, who remains supporting the Company as the Chairman of the Board. We will keep the same premise that guided us since the very beginning: innovation, entrepreneurship and determination; relying on technology as the driver of competitiveness and productivity in the country; and working daily to offer the best solutions and increasingly more digital experiences to our clients.

The expertise and skills of our executives will be key to spotting growth opportunities, making acquisitions, successfully integrating acquired assets and implementing the strategy set out below.

In addition to being listed at the highest governance level of B3, the special segment known as Novo Mercado ("New Market"), we are a true corporation, with six out of the seven members of our board of directors being independent and highly qualified. Our audit committee consists solely of independent members of our board of



directors, to which our internal audit team reports directly. Our Audit Committee is composed of independent members of our Board of Directors and an external member, to whom our internal audit team reports directly.

Growth Strategy

Strengthening our core business

Our growth strategy is based on strengthening our core business by continuously focusing on providing solutions that are sold and implemented in simple and rapid way through a digital and capillary distribution and business network and on developing deep, longstanding relationships with a diversified client base.

In addition, we completed our transition to a SaaS-based business model (Software as a Service), allowing users to connect and use cloud-based applications and Cloud, which increases our recurring income, with a loyal customer base.

Considering that the penetration of certain solutions, such as CRM and Business Intelligence, is estimated at less than 5 percent of our existing client base, we believe there is a great opportunity for growth through greater supply and penetration of our vertical solutions, with great potential for cross-selling to our existing and future clients.

Expansion into new markets

Our expansion into new markets (techfin and performance) is based on our competitive advantage of being already present in nearly all segments of our clients' value chain, which enables us to offer new, flexible, customized solutions that help our clients sell more (performance) and increase efficiency in their operating and financial activities (techfin).

As part of this strategy, TOTVS has set up its techfin division, whose main objective is to simplify, expand and cheapen our clients' access to credit and other financial services, including through partnerships with financial institutions. As such, we seek to add further value to the value chains already served by our Brazilian-market-leading enterprise management solutions by offering, for example, credit solutions to sectors as varied as education, health care, HR and manufacturing.

We have already struck a partnership with Rede (a technology platform featuring receivables management solutions) that enables us to tackle new markets in the near term. In addition, we are also watching out for new opportunities in e-commerce solutions to eliminate intermediaries from our clients' value chains.

Accelerated Growth through Acquisitions

We believe acquisitions are a powerful tool to leverage our strategy of strengthening our core business and expanding into new market. We constantly assess potential strategic acquisitions based on 4 key pillars:

1. Bolstering and supporting our core business (horizontal back-office and/or HR solutions);
2. Broadening our activity by seeking the leading position in our business segments (vertical solutions);
3. Acquiring targets that will add new agnostic and scalable products to our portfolio so as to boost our cross-selling capabilities; and
4. Creating new markets and expanding our potentially addressable market (techfin ad performance).

Our pipeline of potential acquisition targets is constantly updated in view of the dynamism of the information technology market. Targets are assessed on the basis of how they fit in at least one of the four pipeline pillars, their availability for negotiation, and whether their estimated value is consistent with the levels prevailing in the marketplace.



On May 22, 2019 the Board of Directors approved the capital stock increase from R\$ 1,041,228,564.43 to R\$ 1,382,508,564.43, within the authorized capital limit.

On May 8, 2019, the Company entered into a binding Memorandum of Understanding in order to sell to ELGIN S.A. ("ELGIN") the hardware operations we run on the Brazilian territory through the subsidiary Bematch Hardware Ltda. for the amount of R\$25,000,000.00, subject to adjustments, payable at the closing of the transaction. The decision to sell the hardware operations is part of TOTVS's strategic plan of having its teams and resources focused on the software operation.

On May 9 2019, the Company released a Material Fact disclosing the conclusion of an agreement with VTEX S.A. ("VTEX") to: (i) create a joint venture focusing on the development and distribution of e-commerce software solutions for companies in the Brazilian market; and (ii) sell to VTEX all of the interest held by the Company in the capital stock of CIASHOP S.A. ("CIASHOP"), representing 70.47 percent of CIASHOP's capital stock, for the amount of twenty one million one hundred and seventy-five thousand Reais (R\$21,175,000.00), subject to adjustments, payable at the closing of the transaction. The total value assigned to CIASHOP was thirty million forty-eight thousand nine hundred and sixty-six Reais and eight cents (R\$30,048,966.08).

On October 24, 2019 the Company announced the completion of the sale of its Brazilian hardware operations, through the subsidiary Bematech Hardware Ltda. to ELGIN S.A. for the amount of R\$25,000, which is subject to a possible price adjustment to be determined under the terms set forth in the contract that governs such transaction. On November 6, 2019, the sale of Bematech International Corporation (BIC) to Reason Capital Group LLC. was completed, pursuant to an agreement executed on July 2, 2019, for the amount of US\$4.4 million - corresponding to R\$17,528, after adjustments set forth in the agreement, of which US\$ 1.5 million - corresponding to R\$ 5,988 - were retained as collateral and shall be released by November 5, 2022.

On October 28, 2019 the Company announced the acquisition of 88.8% of the share capital of Supplier, a company focused on B2B credit between customers and suppliers, for the amount of R\$455.2 million. Mauro Wulkan and Eduardo Wagner, founders of such acquired company, remain as managers and shareholders, holding 11.2% of its share capital. This is the first acquisition made by the Company after raising more than R\$1 billion with the follow-on (subsequent offering of primary shares), carried out in May 2019. On April 30, 2020 the Company announced that such transaction had been completed.

Supplier is expected to accelerate the Company's Techfin strategy, which aims at simplifying, expanding, and making cheaper clients' access to credit and other financial services. Over the next few months, the Company and Supplier will develop a technological platform that will allow full integration with companies' management systems, aiming at a smooth, frictionless experience for clients and suppliers. Such platform is also expected to enable the use of big data, seeking to continuously improve credit approval algorithms. Supplier started its journey at TOTVS on the Fintechs model, combining the origination, definition, and use of credit policy and approval, which is assigned to participants in the financial system, currently a Receivables' Investment Fund (so-called "FIDC"), which carry the portfolio and credit risk. With such model, Supplier's investment and net equity risk is essentially limited to its subordinated shares of said FIDC, preserving Supplier's financial spread in the transaction. TOTVS aims at taking Supplier to the Techfin model, expanding to its customers' supply chains, enabling B2B credit in recurring relationships between clients, customers and suppliers and providing a frictionless experience to those involved, through the integration of management systems in Supplier platform and the use of artificial intelligence and big data for the continuous evolution of its credit algorithms.

On December 27, 2019 the Company announced the acquisition of 100% of the shares of Consinco S.A. for the amount of R\$197 million, paid on the closing of the transaction carried out on January 30, 2020. In addition, a supplementary purchase price of up to R\$55 million may be paid, subject to the achievement of targets set for Consinco for years 2020 and 2021 and the fulfillment of other conditions. Consinco is the leading provider of management systems for supermarkets and self-service wholesalers (wholesale, i.e. wholesale and retail) in the Brazilian market. With such move, the Company is increasing its presence in the retail segment and consolidating



its leadership position in the vertical segment of supermarkets, the end of a long value chain that also enables the generation of significant synergies through the offering of financial services solutions, such as B2B credit, from the Techfin division.

On April 8, 2020, the Company, through its subsidiary known as TOTVS Large Enterprise Tecnologia S.A. ("TOTVS Large"), entered into a Purchase Agreement to acquire shares representing 100% of Wealth Systems' capital stock for the amount of R\$ 27 million, subject to adjustments, of which R\$ 16.7 million were paid in cash to sellers and R\$ 10.3 million will be paid in February 2021. Founded 19 years ago, WEALTH SYSTEMS operates in the software market providing CRM (Customer Relationship Management) and SFA (Sales Force Automation) solutions in Latin America, with more than 250 associates and more than 450 clients and customers in different sectors of the economy, with major customers especially in the agribusiness, manufacturing, and distribution industries. WEALTH SYSTEMS was already a partner of TOTVS with its CRM (Master CRM) and SFA (Master Sales) solutions, serving more than 150 clients and customers, and it fits our purpose in Business Performance, which is to provide solutions aimed at generating opportunities for and converting sales of our clients, with the purpose of adding even more value to the chains already served by the solutions of the Management and Techfin divisions of TOTVS.

7.1.a - Specific information on government-controlled companies

Not applicable. The Company is not a government-controlled company.



7.2 – Information on operating segments

a. products and services sold

TOTVS provides the market with a flexible, broad and diverse portfolio of business solutions, encompassing enterprise resource planning (ERP) software, verticalized solutions (by client industry), smart platforms (for productivity and collaboration, data and artificial intelligence, the Internet of things, analytics) and value-added services (implementation, consulting, business education, infrastructure) for companies of all sizes in 12 strategic sectors of the economy (Agribusiness, Building & Construction, Distribution, Education, Financial Services, Travel & Hospitality, Legal, Logistics, Manufacturing, Health Care, Services, Retail).

Business Model

Our business model is focused on our clients. We believe in the transformative power of technology and its ability to increase the efficiency, productivity and competitiveness of companies, generating positive economic impacts. This is a fundamental guideline that pervades all of our actions, from our research, development and innovation effort, which are aimed at designing solutions for the lines of business of our clients. The solutions developed seek to generate value directly for the client's business (B2B - Business to Business) but also consider the needs of their final consumers (B2C - Business to Consumer), to client care and relationship structures that rely on exclusive teams according to client profile and size to the supply and sale of solutions that make contracting simple and easy, from a traditional software license to the payment of a monthly subscription fee.

Our clients' experience begins with the relationship with our sales team that seeks to understand their profile and the environment in which their business is inserted. Such teams are responsible for appropriately mapping and learning the clients' needs, which can be related to different aspects. They can, for example, be connected to automating critical business processes such as accounting, finance, or human resources. They may also be bound to the challenges of the clients' and customers' core business such as student retention at a university, control of grain production in agribusiness, point of sale (POS) in a retail department store, automation of manufacturing processes in a factory. The customer service process aims, ultimately, at developing the architecture and specification of the most appropriate solution, individually.

The next step is implementing the solution on the client's premises, for which TOTVS provides dedicated teams that are qualified to do this job, yielding end clients lower costs. Upon implementation of the solution, we provide maintenance and comprehensive support services through a highly experienced team based on TOTVS's own premises who are available 24 hours a day, seven days a week. Lastly, we also have an aftersales group, with locally distributed teams focused on the client's ongoing needs. This sales force specializes in and is encouraged to provide the best cross-sell and upsell solutions to existing clients.

TOTVS offers more than one software contract option. A client that enters into a license agreement, which includes the licensing of rights to use the Company's software, will also, in most cases, enter into software maintenance agreements that ensure the right to receive any new software versions released by TOTVS, containing adjustments and the entire technological, functional or legal development.

On the other hand, when the client's choice is a subscription (software as a service), they are given the right to use the software in its new versions, as released by TOTVS, containing adjustments and the entire technological, functional or legal development, upon payment of a monthly subscription fee. The client can also choose to contract cloud hosting solutions.

In both options, clients can contract solutions through owned or franchised distribution channels. Where a franchisee is involved in a sale, the Company bills the client directly and pays a commission to the franchisee.



Regardless of the contract type, consulting, implementation, technical training and customization services (any such specific development to adjust the software as may be conducted according to specific requirements) can be either provided by TOTVS or contracted by the client directly with third parties (including franchisees and/or TOTVS-certified distribution channels), in which case the service is billed directly by the third party.

Our business models contemplates both recurring and non-recurring revenues from software. Revenues are posted net of taxes, returns, rebates and discounts, where applicable. Revenues are recognized in amounts that reflect the consideration to which the Company expects to be entitled in exchange for its transfer of goods or services to a client.

Recurring Revenues: Recurring software revenues comprise software subscription (involving a low initial investment upon which the client gains access to multiple solutions simultaneously on multiple devices with an unlimited number of users), maintenance (technical support and technology upgrades) and recurring services (cloud computing, recurring client care).

Non-Recurring Revenues: Revenues from software license fees, where the client acquires an Assignment of Right to Use (CDU) based on a fixed number of users, as predetermined by contract, or an unlimited number of users if the sale is based on the client's turnover, as well as solution implementation and customization, consulting and business education services.

Our goal is to expand the access to the technology and ensure more and more companies can benefit from its advances and the age of digitization and become more competitive. Hence we always guarantee the freedom of choice so that every client and customer can decide on the most suitable way of contracting the software for their reality.

1. MANAGEMENT PORTFOLIO

Our software portfolio includes a three-tiered offer: (i) the ERP solution for back-office operations, contemplating general processes involved in running a business, such as marketing, human resources, contacts, administrative and financial activities, among others; (ii) software solutions specialized in the client's business vertical, and therefore completely focused on the challenges of TOTVS's 12 operating segments; and (iii) the innovation platforms, which represent the evolutions of the management system, featuring a more open architecture and integration with apps and designed based on such premises as productivity, collaboration, management and relationship, and a robust intelligence and data analysis capacity.



Figure: Management Portfolio

1.1 ERP Solutions

The enterprise resource planning (ERP) system is the basis for all operations of a business, providing easy and reliable real-time access to a company's data, anytime and anywhere, integrating and facilitating communication among different departments, such as sales, finance, inventory and human resources, while improving the control and management of processes in an organization. The data obtained from an ERP system and their analysis enable



deep diagnoses, which can assist a manager in making the best decisions for their company for greater efficiency and productivity, cost reduction, growth, profitability and improved competitiveness.

The TOTVS ERP is in a permanent technological improvement process to provide more and more functionalities and benefits to our clients' business, keeping up with the dynamics and rapid changes in the marketplace, while ensuring compliance with business, tax and information security regulations.

TOTVS BackOffice: The BackOffice ERP comprises essential and complementary management processes, integrating solutions that are tailored to the special feature they support on a productivity and collaboration platform. This comprises the administrative and financial BackOffice service, in full compliance with the law, as well as modules that are key to running business in any kind of industry, such as engineering, inventory, costs, and production planning and control.

Brazil tax laws are among the most extensive and complex in the world, which requires companies to monitor that ever-changing tax scenario. The difficulty to keep a strategic management of tax risks is aggravated on a daily basis by a calendar filled with different obligations and deadlines to meet all over the national territory, as well as to invest in personnel, software, data storage, consulting services, outsourcing and attorneys and to cover court expenses.

The means used by tax authorities to ensure compliance with tax regulations gain traction with each passing year. The entire history and operating process of a taxpayer are carefully scrutinized by the tax authorities. Having electronic documents (NF-e, NFS-e, NFC-e, Eventos e- Social, EFD Reinf, etc.), monthly book entries (state tax payment forms, SINTEGRA, EFD ICMS IPI, EFD Contributions, Periodic e-Social Periódico and Não-Periódico, EFD Reinf, Bloco K, etc.) and annual book entries (SPED Contábil, ECF, DIRF, RAIS, etc.) in their possession, tax authorities will use their tax expertise for the most varied of purposes in order to control tax information.

Tax liabilities are part of the day-to-day business at all companies, irrespective of their size and business segment. Understanding the tax scenario in Brazil is an extremely complex task that takes time, knowledge and constant updates.

TOTVS RH: TOTVS has complete solutions to support the processes making up the Human Resources suite, making human capital management and development simple and fast for companies in all processes, such as supporting legal requirements and payroll processing, benefit management, employee workday control, workforce planning, talent attraction and retention, training management, competency-based management and monitoring of results through indicators and action plans and by setting strategic targets.

1.2 – Vertical Solution

Technology is an extremely high value-added industry and has the potential to decisively contribute to sustaining new development cycles in Brazil, having a broad-ranging positive effect—on all supply chains. Accordingly, TOTVS has decided to focus its business on 12 sectors of the economy, a strategy that has enabled the Company to incorporate the best competencies into our portfolio, make our products more specialized and increasingly integrate our clients' end-to-end value chains. For example, the Supply Chain feature combines the Agribusiness, Manufacturing and Logistics segments.

TOTVS builds its teams by selecting professionals specialized in each of our clients' 12 business segments, thereby maximizing the benefits of specialization. That has led us to offer even more specific solutions not only for our client, but also for our clients' clients. This means, for example, that when we develop a tool for a university, we seek to meet not only the needs of that educational institution, but also those of its clients, that is, students.

Integrated into the BackOffice systems, the way in which vertical software products are structured in each industry meets the challenges of the client's core business and is aimed at consolidating solutions and business processes



by business sector of the economy, optimizing the development of solutions, updates and innovation. This allows the solutions offered by the Company to meet the most basic needs companies have in connection with routine back-office operations, such as accounts payable, accounts receivable, tax and human relations processes, as well as needs related to their core business, such as controlling students, for a university, controlling inventory, for a manufacturer, or managing construction works, for a builder.

With that in mind, TOTVS's portfolio is organized into specialized business solutions for the following 12 sectors of the economy:

- **AGRIBUSINESS**

TOTVS has specialized solutions for the agribusiness segment that cover the value chain of the following subsegments: Processing and Sales of Agricultural Commodities, Crop Production, and Bioenergy. Our goal is to enable greater traceability of production, better financial and economic management, and total planning and control within processes that are peculiar to agribusiness, ranging from agricultural planning to harvesting and manufacturing, considering best management practices in precision agriculture and granular identification where the cost and operating income bottlenecks are found, which can contribute to achieve a better performance.

- **MANUFACTURING**

In the current scenario of digital transformation, our value proposition is to make feasible that manufacturing processes become lighter by simplifying and digitizing processes. We invest in mobility and automation solutions to ensure greater speed and accuracy in shop floor records, increase efficiency, improve productivity, and reduce costs. We provide a modern advanced production planning solution to support synchronization and sequencing of the supply chain and facilitate the incorporation of Industry 4.0 concepts. We develop offers for eight major specialties: Metal-Mechanics & Plastics, Durable Goods, Consumer Goods, Chemicals and Recycling, Extractivism & Processing, Paper & Cellulose, Textiles & Clothing and Capital Goods, enabling an increasingly sustainable manufacturing with technological innovation and development of products combined with environmental preservation.

- **LOGISTICS**

TOTVS offers specific solutions for the Logistics segment, which meets the challenges of the most varied subsegments, among them, carriers, logistics operators, ports and bonded areas, manufacturing, distributors, retail etc. In this segment, we aim to ensure balanced inventories, shorter order processing cycle times, lower operating costs, higher service levels with greater client satisfaction and loyalty, accurate and reliable information flows for purchasing management, transportation management, tax and billing management, and on-time deliveries with total visibility of the logistics operation.

- **RETAIL**

The following retail sub-segments are served: Management of Car Dealerships, Franchise Networks, Drugstores, Supermarkets, Fashion, Food Service and Foods, Department Stores, and Hardware Stores. Our solutions intend to offer comprehensive management for retailers, from automation of administrative process to the closing of sales at the POS (checkout), including store management, credit management, mobility, e-commerce, inventory management, pricing, RFID, and grid and assortment management, with secure information and integrated solutions.

- **DISTRIBUTION**

Solutions for various types of operations, from distribution of basic inputs to wholesale distribution of the most varied kinds of products, such as groceries, cold cuts, cosmetics, hygiene and cleaning products, building materials, pharmaceuticals, chemicals and auto parts. Our solutions are thought out according to the steps in the supply chain and aim to automate everything from the purchase of goods to the receipt and storage of products, to sale,



separation, shipping, billing, shipment adjustment, treasury and finance, and to the company's tax and accounting operations.

- **SERVICES**

TOTVS has solutions tailored to the following sub-segments: Security and Cleaning Service Providers, Equipment Lease, BPO, IT and Telecom, and Passenger Transport. We aim to enable clients to ensure the control of operations with an optimized allocation of resources and, as a result, improved productivity, while creating value for clients in a sustainable way by offering quality services to foster longstanding relationships and skilled labor to provide their services.

- **BUILDING & CONSTRUCTION**

TOTVS provides solutions tailored to the Developers and Real Estate Market subsegments. Our value proposition for this segment is to offer mobility and total data integration for construction site management and to enable a proper project planning with consistent budgeting and accurate monitoring of contracts and supplies of materials that are used in construction.

- **EDUCATION**

TOTVS provides specific solutions for Elementary School, Higher Education and Continuing Education. Our goal is to enable educational institutions to digitize and optimize all of their student management processes, such as enrollments, test management, default management, and ensuring greater student retention and satisfaction with the education offered and services provided by such institutions.

- **TRAVEL & HOSPITALITY**

TOTVS offers solutions specially developed from processes peculiar to hotels, inns, and resorts. Our purpose is to ensure that managers can have a complete view, with easy and agile access to the main operating and administrative processes that are part of the hotels' daily routines. Through the solutions offered it is possible to access the check-in, check-out, governance, and booking search operations at any time and from any place, in addition to showing all the key hotel management indicators, such as the occupancy rate, average prices per night, real-time revenue, REVPAR (hosting revenue per available room) among others, for mobile devices.

- **LEGAL**

TOTVS understands the reality of the legal service value chain and helps law firms and legal departments to work with greater flexibility and speed and keep themselves constantly up to date through scalable, specialized solutions that control operations, reduce costs, improve client relations and help to secure new cases to handle. The proposition for this segment is to enable those responsible for legal departments to fully manage procedural and administrative activities, a mobile and accessible management for quality relationships with partner law firms, and definitive management to sustain the operation with a specialized back-office, in addition to ease of operation and scalability.

- **HEALTH CARE**

TOTVS develops specific solutions for the health care segment, serving medical offices, clinical centers and hospitals of any size, as well as health care and self-management operators. We seek to improve clinical performance and compliance and to generate sustainable financial results, supporting their business with reliable and interoperable data and information for appropriate decision-making processes, from billing processes and authorizations to the adequate transfer of funds to providers, to disallowance control and compliance with the regulations applicable to the industry, ensuring streamlined, quality patient care.



• FINANCIAL SERVICES

TOTVS offers specialized solutions for all kinds of financial institutions, such as banks and credit agencies, credit cooperatives, investment funds, supplementary pension plans and insurance brokers and insurance companies, comprising all of their investments, credit, cards and core banking areas, from business environment to accounting and operations, including management, compliance and market controls. Our aim is to deliver to our clients reliable financial operations, accurate financial calculations and efficient credit extension processes with reduced risks and sending of required information to the legal agencies.

1.3 – Innovation Platform Solutions

For TOTVS, ERP is our core business and, like the world, it is constantly changing — evolving from systems into open, connected and customizable platforms. The Company currently has 2 innovation platforms available to clients, which integrate with their management portfolio, leveraging back-office solutions and specialized software in the most varied segments of clients, thus adding greater value to their operations. Such two platforms are the following ones:

- **Carol Data and Artificial Intelligence Platform:** Carol is TOTVS's data and artificial intelligence platform for interpreting data and recommending attitudes and actions. It is the cognitive intelligence of TOTVS solutions. It allows clients to improve data ownership within organizations and increase analytical capacity and decision-making speed in the face of a business environment with a growing volume of information, while also serving a virtual assistant, answering questions and offering business insights. It uses Deep Learning techniques, Neural Networks, Genetic Algorithms and Machine Learning solutions to drive transformation in the way companies and their results are managed, all in a simple, assertive manner and with solid qualification of business data and information, so that clients can seize the opportunities created by the digital economy based on data, sharing and collaboration. It also has an infinite learning capacity as a strong feature since its API (Application Programming Interface) is open, which allows any person or company to teach it new skills and create other application models on top of Carol itself.
- **Fluig Productivity and Collaboration Platform:** The Fluig platform aims at unifying systems, digitizing, simplifying the processes, and exponentializing companies' productivity, in a more fluid and intuitive experience. Launched in 2013, the TOTVS Fluig Platform is the evolution of productivity and collaboration solutions combined into a single platform, which enables creating and making feasible companies' innovation projects regardless of their legacy systems. This solution has a collaborative communication interface and storage of all its content in the cloud. Mobility is one of the main characteristics of Fluig, including a series of applications that revolutionize the company, such as Approval, where company decisions can be made with a single touch. Among its resources, the platform includes modeling and process management tools (BPM - Business Process Management), layout and portals creation (*WCM - Web Content management*), document management (GED), and identity management. In 2020, TOTVS will launch the TOTVS Fluig No-Code, an offer that democratizes access to technology in companies, enabling the creation of digital platforms without requiring users to know how to program. With it, anyone in a company can create different solutions without any help from the IT area, through a system designed so that the user can only choose and drag the components he/she needs for a project.

1.4 - Solutions for Micro and Small Businesses

With its line of customized solutions for microbusinesses, TOTVS meets the challenges of managing a business efficiently and at low cost. These solutions are tailor-made for clients that seek cutting-edge technology, simple and fast implementation, and compliance with applicable legislation, all provided by a trustworthy supplier. We highlight below our solutions and segments served:

- **Eleve Sales:** Complete Point of Sale (POS) for clients and compliant with tax laws. It offers the Smart Card Machine (so-called "Maquininha Inteligente") for the small store or street sales that works as a cash front system directly on the device screen, making it possible to control inventory and sales on a daily basis and receive payments from major cards and flags accepted in the market. Another solution is the "Full Point of



Sale" (in Portuguese, "Frente de Caixa Completa"), intended to larger stores and sales at the counter, which allows a fast and high-quality service, and also features inventory control, cash closing and compliance with tax laws.

- **Eleve Management:** Financial Management aimed at service providers and resellers whose system allows full financial control, issuing of invoices, and monitoring service orders, with a powerful feature of accounts payable, receivable, everything available in the cloud, with direct access by cell phones and/or tablets. It allows the monitoring and control of cash flow with ease, in addition to control of purchases and inventory management.
- **Manufacturing:** It integrates the company's main areas, streamlining the information flow and enabling quick access to the data required for management.
- **Retail:** Complete automation for points of sale in the micro and small business segment. The solution comprises management systems and devices, all integrated and available at affordable costs, while simplifying compliance with tax obligations and being cloud-based, which makes for a simpler purchase and installation process.
- **Health Care:** A TOTVS solution for medical offices and clinics that provides quick and effective clinical and financial management.
- **Services:** A solution that enables clients to control cash flows taking into consideration purchase and sale orders, control of service orders with allocation of resources and products, control of inputs and outputs by cost center and profit center, and control of expenses and revenues by financial category.

2. TECHFIN PORTFOLIO

Our Techfin portfolio includes technology and innovation to expand, simplify, and make cheaper companies' access to financial services. We offer smart and custom-made financial services, according to the profile of each business and the needs of the clients' financial journey, expanding the options to purchase inputs and better conditions to pay expenses. On the other side of the cycle, companies can sell in a simpler and more integrated way, while receiving more quickly and efficiently.

Our solutions are structured in order to maximize the advantage of technology, which transforms complex and bureaucratic processes into simple actions, enabling easy access to financial services. They are divided into 2 categories: (i) Credit, offering affordable and custom-made solutions that make access to credit for companies easier, and (ii) Payments, with integrated solutions of POS, TEF (Electronic Funds Transfer) and acquiring that make everything simpler and generate efficiency to make payment transactions easier.

Credit

- **TOTVS Antecipa:** TOTVS Antecipa is the TOTVS' account receivables financing solution. It is a more modern and different way of contracting, financing, and accessing accounts receivable, by easily viewing invoices from the portfolio that are open, and selecting those to be financed earlier, with the possibility of approving and releasing the financial resource on the same day, automatic reconciliation, without bureaucracy or complex processes. With this solution companies can keep positive cash flow and ensure more working capital.

Payments

- **TEF CLOUD:** This is a solution that combines payment methods with point of sale management, operating as a flexible and easy to operate payment terminal. The system runs 100% in the cloud and does not require to be installed on clients' own servers nor elaborate technology structures. It allows clients and customers to set



up multiple acquirers and brands, including local and private label brands, providing greater flexibility and more payment options for their end consumers. It enables a more effective and secure control of payment entries, payment reconciliation, data integration directly with POS management, without the need for manual processes. TOTVS' TEF solution is natively integrated with the major retail products in the market, and also serves the Distribution, Self-Service, Hospitality and Educational segments.

- **MERCHANT ACQUIRING INDUSTRY:** The retail of the digital age serves a new consumer, much more connected, demanding and expecting a true omnichannel strategy. This means greater convergence of points of sale, delivering end consumers a selection of multichannel options to research, experiment and buy, whether physical or digital. The merchant acquiring solution, now available to TOTVS' clients and customers, enables them to manage countless financial transactions, from ecommerce to POS, from payment modules to physical stores, all of them integrated and easily accessible..
- **PAY:** educational institutions can now receive payments for monthly tuition and other services via credit card. Everything 100% integrated with ERP, with automatic reconciliation, anti-fraud, and recurrence. This means more convenience for parents and students, and less default for schools and universities.

3. BUSINESS PERFORMANCE PORTFOLIO

- **Master CRM and Master Sales Platform:** platform focused on commercial intelligence that enables clients and customers to understand where they are positioned in the market and to structure a performance strategy aimed at increasing the productivity of their sales team, retaining customers and improving their market share through the analysis of data systematized and made available via dashboards of strategic sales indicators, such as sales percentages, projections, targets, average profitability, sales history, payment history, product mix offer. TOTVS *MasterSales* is a disruptive, flexible application offered in the cloud, under the SaaS (Software as a Service) service model, accessible by companies of any size. It allows the improvement and automation of the entire sales team and its strategy, from demand generation to after-sales, in addition to greater sales predictability, management of leads, pipeline of negotiation processes, generation of forms for satisfaction surveys, price surveys, records of interactions and all the services provided to customers, among other benefits.
- **TOTVS Analytics Data and Analysis Platform (by GoodData):** A business analytics solution that presents data in a structured manner, consolidating the company's information into dynamic and intuitive dashboards that enable a very agile management of indicators and results, thus allowing for much safer decision-making. The tool is 100-percent available from the cloud, which means zero spending on infrastructure. It provides indicators and reports in a single place, in a practical and speedy way, eliminating the need to access several different sources, as it is already integrated into TOTVS ERP, with more than 300 reports and indicators ready and available.

4. SERVICES PORTFOLIO

4.1 Software Implementation: The TOTVS implementation team deploys only solutions sold by the Company using the TOTVS implementation methodology, which provides the guidelines, methods, standards and stages to be followed from the start of services to the post-implementation quality controls.

TOTVS's own units and franchisees follow the TOTVS implementation methodology at all sites, using the same techniques to perform tasks and the same tools to implement the TOTVS software solutions.

4.2 Cloud Computing: Offering for hosting TOTVS solutions in an owned or third-party Datacenter, including a comprehensive range of value-added services, such as environment preparation, provision of infrastructure, hardware (servers), operating system, database, applications, technology environment management, backup management and monitoring, and server monitoring.



4.3 Corporate Education: Educational Solutions that use cloud-based environments for exercising and contents and infrastructure for knowledge management and job training, either face to face or remotely. Designed for clients and institutions requiring intensive knowledge dissemination and certification processes that are centralized or geographically distributed.

4.4 Consulting: TOTVS Consulting consists of strategic business management and information technology consulting teams based in São Paulo, Rio de Janeiro, Belo Horizonte and Brasília and serve clients throughout Brazil.

b. revenue from the segment and its share of the issuer's net revenues::

The presentation of information by operating segment is consistent with the internal report provided to the key operational decision-maker, and until December 31, 2018 our Management valued the business as broken down into two business units: Software and Hardware.

As of October 24, 2019, the Company classified the assets of its hardware business units as available for sale and, as a result, started valuing the business as one cash-generating unit, which is Software. For the past three fiscal years, the Company's revenue lines accounted for the following share of its net revenues:

	Fiscal year ended on December 31,		
In thousand of Reais	2019	2018	2017
Recurring	1,729,218	1,547,192	1,467,359
Non Recurring	552,906	563,968	525,552
Licenses	213,915	177,723	166,660
Services	338,991	386,245	358,892
Net Revenues	2,282,124	2,111,160	1,992,911
Recurring	1,729,218	1,547,192	1,467,359
Non Recurring	552,906	563,968	525,552
	2,282,124	2,111,160	1,992,911

c. profit or loss from the segment and its share of the issuer's net income:

The revenue concentration evel shown in item 7.2b is also seen in the Company's net income.



7.3 - Information on products and services related to operating segments

a. production process characteristics:

Research and Development

TOTVS seeks to meet the market demand for software and services, which reflects in the continuous efforts of its research and development department to develop state-of-the-art software and services.

The core objectives of the Technology and Development are:

- to improve the technical fundamentals of our software, enabling a more efficient development of solutions;
- to adopt new technologies and assess their impact;
- to implement alternative technologies that keep the operation of our products secured and protected;
- to constantly improve the design, functionality and usability of software products;
- to develop special products for clients;
- to constantly seek new development methodologies in pursuit of software agility and quality;
- to integrate third-party tools; and
- to constantly assess new organizational models and their applicability.

The Company also invests in the development of new products to access new markets. To identify which products should be developed, TOTVS constantly carries out market surveys aimed at identifying business segments that require tailored solutions, and then develops solutions focusing on such segments. The surveys are also used to analyze, in conjunction with sales channels, potential segments that could help increase business volumes.

The modular arrangement has been essential to TOTVS's growth strategies for encouraging internal and external developers (small software and application developers and tech startups) to develop applications that run our chief solutions (ERP, HR and Tax).

Currently, TOTVS's structures focusing on research, development and innovation activities are as follows:

R&D CENTERS - Specializing in the Company's 12 strategic business segments, these centers have experts who understand the specific challenges and needs of each segment, translating them into solutions that are innovative and in line with the core business of our clients. Each center has teams specializing in product and development, support, customer service and relations, and implementation and other services.

UX LABS - UX Lab is the TOTVS User Experience Laboratory, located in Sao Paulo, SP (Brazil), bringing together in its space of approximately 200 sq. m a team of researchers and designers exclusively dedicated to exploring opportunities for innovation, market trends and improving the experience of using our solutions and services through constant research, validation with clients and customers, and collaboration. At the Lab, projects are conducted using the *Design Thinking* approach, and involve sympathy, collaboration and creativity, aiming at discovering new solutions based on our clients' and customers' needs, constantly improving processes, revising the interfaces and the navigability of our products, the unification of the identity and unique experience of our solutions, and the dissemination of the culture of Design to associates, clients and customers.

IDEXO (Institute of Exponential Ideas) - It is the open innovation front of TOTVS that generates business between companies in need for innovation and startups having the potential to grow. It has currently more than 70 startups that serve the 12 segments of the economy in which TOTVS is present. In two years, more than 200 customers of our Company have had their business challenges solved by a startup supported by IDEXO. The connection with the startup ecosystem allows TOTVS to expand its portfolio of solutions to customers and offer even more agility to the companies' innovation process, reducing costs and increasing revenue generation. IDEXO constantly seeks innovative solutions that meet the Company's customers' needs, benefiting everyone: startups, customers, and TOTVS.



TOTVS LABS USA - Innovation Center located in Raleigh (North Carolina, United States of America), close to Research Triangle Park (RTP), the largest scientific research park in the USA and in a region with a thriving technological environment and a great supply of talent, which is focused on creating disruptive solutions in line with the most modern technology trends related to Big Data, Mobile, Social Media, and *Cloud*. TOTVS Labs also works to find new business models and startups, establishing strategic partnerships and transferring knowledge to other TOTVS business units. The key technologies worked at Labs involve Artificial Intelligence, Computer Vision, Natural Language Processing, Distributed Computing, 3D Printer, Robotics, Virtual Reality, Augmented Reality, and UX Design.

Agile Software Development

Tuned in to the main global trends in software development, TOTVS has been evolving significantly in agile software processes and tools by implementing the agile software development process in all of the Company's business segments using the SCRUM and Lean methodologies with the teams developing TOTVS products software (Innovation, Maintenance and Testing).

The initiative represents a significant disruption in the software development process because it radically changes the way in which we used to think and develop our products, sparking important reflection not only on processes, tools and technologies, but also on the people involved and their respective roles, which are now more integrated and more decisive to the quality of the end product, irrespective of their hierarchic level or the job they do during the creative process. It is based on this principle that we foster an end-to-end integration of all professionals in the Innovation, Maintenance and Testing teams.

Under the agile model, with the integration of our teams, we build a highly collaborative process involving professionals with an interdisciplinary vision and devoted to developing the best solution and enjoying greater creative liberty. Furthermore, we now are more focused on planning on what is to be developed, which enables product objectives to be better absorbed through the deployment of squads, thus delivering a more consistent process, reducing the chance of errors and product rework, and making higher-quality, value-added deliveries to the end client. We currently have approximately 185 squads.

Over the course of the years, TOTVS has consolidated its leadership position in the ERP software market for small and medium-sized businesses. Our investments in research and development, which added up to more than R\$1.1 billion in the last three years and in the three-month period ended December 31, 2019, as shown in the table below, have been key to setting TOTVS apart from the competition by providing innovative solutions based on proprietary technology, as well as value-added services.

(in Thousand of Reais (R\$), except%)	Fiscal year ended December 31,		
	2019	2018	2017
Net Revenues	2,282,124	2,111,160	1,992,911
Research and Development Expenses	(397,824)	(382,078)	(343,373)
% of Net Revenues	-17.4%	-18.0%	-17.2%

Components used in the preparation of integrated management software offerings

The integrated management software solutions described in item 7.2 are built from the integration of components originated from product lines of different technology platforms according to the source of their development, such as the Protheus, Logix, RM, Datasul, Financial Services and other lines acquired by TOTVS and incorporated into its portfolio.

Technology platforms used

TOTVS Platform is the Company's technology platform that supports the development of TOTVS software solutions, as well as management, business and collaboration solutions.



Historically, TOTVS has been developing the TOTVS Platform to ensure its technology independence, offering proprietary development languages and running environments that support existing software developers and provide new functionalities and features for our software solutions. This includes hardware platforms and operating system options, as well as the choice of databases and processing and load distribution models across execution environments. This strategy has enabled TOTVS to become one of the few software companies in the world to own this type of technology.

TOTVS currently meets the various application infrastructure requirements of both on-premise and cloud-based models. TOTVS Platform is the Company's response to the need for a Platform as a Service (PaaS) and lays the foundation for the Software as a Service (SaaS) offering, while being complemented by value-added offerings to need Infrastructure as a Service (IaaS) needs.

TOTVS uses the following programming languages: ADVPL (currently TL++), used in the Protheus product line; and 4GL, used in the Logix line. The TOTVS Platform infrastructure ensures compatibility and adaptability of TOTVS solutions to the various operating systems, databases, architectures and network topologies.

TOTVS believes it is the only company in Latin America to have developed a middleware solution, which is known as TOTVS Platform. This middleware solution is also used by associated companies. The middleware used by the Company ensures its independence from: (i) interface; (ii) technology platform; (iii) topology (physical installation of and communication between the computers used by the Company); (iv) connection (communication between computers); and (v) database, protecting clients against any conflict with their operating platforms. In addition, the middleware domain enables the Company and its clients to build a hardware, operating system, network system and database system suite that best suits their preferences, technical needs and investment capacity.

Components of the RM line are developed using Microsoft and Borland technology, while the development platform used is Microsoft .NET. This platform provides us with greater exposure to the technologies available on the market. In the Datasul line, components are developed using Progress, Java (J2EE) and also TOTVS Platform technologies for both language and platform.

b. distribution process characteristics

The Company's strong distribution activities have been supported by its nationwide franchise model, which enables a broad, customized system to be implemented for selling solutions to small and medium-sized businesses.





Strategy for Large Clients

TOTVS has its own client care and relationship structure for large clients and for those who are expanding or digitizing their business or changing their business model. Our structure provides advisory through a team of professionals specializing in different business segments and having the skills to enable the client's digital journey.

Our service is provided by skilled professionals and tailored to each client, and comprises prospection, drafting of proposals, designing of products and offerings, implementation methodology and post-implementation service structure.

Strategy for Small and Medium-Sized Clients

TOTVS licenses and subscribes its software using a combination of sales via direct channels (owned units, subsidiaries or branches) and indirect channels (franchises, representation arrangements, authorized resellers and business agents), with franchising standing as the leading indirect channel. The relationship with indirect sales channels increases TOTVS's market penetration, both domestically and internationally.

On consolidated terms, TOTVS uses the following client service and relationship channels:

Owned units: TOTVS has five units of its own in Brazil (Brasília, Belo Horizonte, Rio de Janeiro, Recife, and São Paulo) and, in the international market, units in Argentina, Colombia, the United States and Mexico.

Franchises: TOTVS has 52 franchised territories in Brazil and several channels in Latin America.

Franchises are exclusive distribution channels and based on the TOTVS franchise system (Sistema TOTVS de Franquia, or STF). The STF defines the geographic regions of operation for each franchise, where exclusivity is granted by line of business (segment). In the regions where they operate, franchises prospect for clients, carry out demonstrations of solutions (pre-sales, sales and post-sales), negotiate terms of sale (within the limits previously set by TOTVS), and provide training, implementation and customization of solutions to the clients' needs, given their local presence and proximity to those clients.

Franchises are paid a percentage commission on license revenues, and there is a special commission for franchises that also receive commission on subscription and maintenance revenues generated by clients based in the territories where they operate, in addition to directly invoicing them for the service provided.

TOTVS's own units serve as reference for the operating, commercial and technical activities of franchises. TOTVS has a department to control, monitor and coordinate franchises, which provides advisory services and monitors their operations, as well as their commercial, administrative and marketing strategies. The activities of franchises are also controlled by satisfaction surveys conducted with clients served by all TOTVS sales representatives.

Strategy for Micro and Small Businesses

Resellers (TOTVS): TOTVS has a multichannel strategy dedicated mainly to selling software to microbusinesses. Larger resellers carry out their own invoicing and logistics, while for small and medium-sized resellers, direct billing and logistics are run by one of its distributors.

Marketing

In 2019, the efforts of the Marketing area were aimed at positioning on innovation, technology, and complete business solutions for each of the twelve segments that represent the main sectors of the economy, in addition to generating opportunities for selling software.

We also highlight the continuity of the brand building work, with the strengthening of the communication strategy going beyond the traditional audience of technology professionals, but also adding a new universe of business,



marketing and sales managers, who become potential buyers of the Techfin and Business Performance solutions that TOTVS has been developing. One of the main hallmarks of this strategy is the campaign called "TOTVS believes in a Brazil that GETS THINGS DONE". Such campaign aims at highlighting the journey of TOTVS as one of the Brazilian companies that believe and invest in Brazil and that are a reference in their sectors.

In addition, as our hardware operations were discontinued as of January 2020, the solution for micro and small businesses formerly known as Bemacash was renamed, and now it is ELEVE. Such new brand arrives with the purpose of reinforcing our commitment to raise the bar of micro and small businesses' management, offering an agnostic software solution, that is, usable in any type of device, so that entrepreneurs can perform a more efficient management of their businesses.

Alliances and Partnerships

TOTVS invests heavily in strategic alliances and partnerships with the major and most renowned global companies in the technology industry, and also in other segments related to the Company's businesses and markets. The strategy is to expand TOTVS' capacity of developing the market and providing new offers with external innovation, seeking to deliver to clients and customers the technology and business solutions required to support its value chain and increase efficiency and profitability.

The formalization of such strategic alliances and partnerships aims at: (i) promoting the exchange of technology between companies, allowing TOTVS to have access to the cutting-edge technology developed by such allies and partners; (ii) developing joint actions of marketing, dissemination and business generation; (iii) expanding the portfolio of offers and solutions; and (iv) taking advantage of the existing synergy between TOTVS' products and brands and those of its allies; (v) expanding the use of TOTVS technology to other companies, partners, clients or customers.

The business nature of TOTVS' strategic alliances are the technology solutions, and are represented especially by global companies such as Microsoft, IBM, Progress, and Oracle, among others. In addition to such strategic alliances, TOTVS also adopts the partnership model as a way of leveraging businesses and reducing the product development cycle.

The key partnerships are companies that: (1) have a business solution that strengthens TOTVS' value proposition in the market it operates, preferably one that can be integrated with TOTVS solutions; or (2) develop business solutions using TOTVS technology. Some companies partnering with TOTVS use the ADVPL language.

Such partnerships are formed with companies operating in market sectors that, directly or indirectly, can bring benefits to TOTVS, either through the dissemination of its products and services, by simply indicating TOTVS brands to its customers and clients, or by the fact that the products and services offered by such companies generate value for TOTVS products and services, in the segments in which they do not compete.

Recently, TOTVS entered into strategic partnerships such as with Automation Anywhere, present as leader of RPA (Robotic Process Automation) in the magic quadrant of Gartner (graphical representation of surveys carried out by Gartner in a specific market and the competitors that compose it), Moddo, a Spanish company specialized in OMS (Order Management System), reinforcing the Company's omnichannel management platform strategy, and Redecard S.A. ("Rede"), acquirer of the Itaú Unibanco banking group, with the purpose of promoting with small- and medium-sized clients business solutions for credit card acquirers and accounts receivable financing through the Rede company.

c. characteristics of the markets served, particularly:

i. The Software Market

World

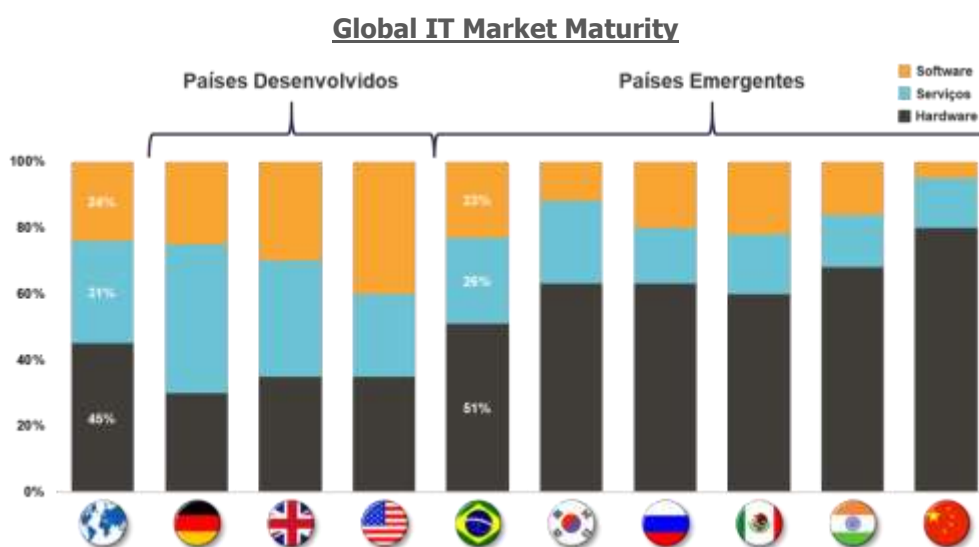
Information technology has been used to optimize business processes and benefit companies of all sizes in practically all industries and all over the world. The automation of business processes, especially using computer



hardware and software, has been reducing inefficiencies and increasing productivity in all globalized business segments. Various software application categories have been developed to optimize the efficiency of certain aspects of a business by automating sales, marketing, manufacturing, distribution, customer support, accounting, financial management, human resources and other tasks until then left to manual processes. For example, human resources management software is currently used for maintaining and storing employee records, which makes for easier payroll and benefits management, as well as for issuing tax statements and reports, among many other tasks that, although routine and exhaustive, are essential to the companies. Over time, those different software application categories were integrated into suites with a view to further facilitating business operations by sharing information from the various functionalities. The two main classes of integrated enterprise management software suites are ERP and CRM. As a rule, ERP suites are focused on administrative or back-office functions, such as management of human and financial resources, while CRM suites cover functions involving direct relationship with clients, or front-office functions, such as sales, marketing and customer support.

According to the IDC, the software segment accounted for 23 percent of the entire global IT market (software, services, and hardware) in 2018. This global IT market, excluding export, hit the mark of US\$2.23 trillion, with Brazil ranking 9th among the world's largest markets with a total size of US\$46.6 billion.

The global market has seen software and services hold a bigger share in the total IT market in developed countries by comparison to emerging ones. Out of the group of emerging countries, Brazil is the one whose reality is closest to that of developed nations and to the world average.



Source: IDC (2018).

In 2017, the IDC identified approximately 17,000 companies engaged in the software and service industries around the globe, breaking down into segments as follows: 30.3 percent in development and production; 38.3 percent in distribution and sales; and 31.4 percent in services. Among development companies, only 0.5 percent is considered large (more than 500 employees).

Companies are investing more and more in technology to improve their efficiency, productivity, relationships with customers and capacity to innovate. TOTVS sees in this movement an opportunity to leverage its unique position as the leading ERP player in Brazil.

Additionally, over the past few years, TOTVS has launched five platforms that are complementary to the ERP suite: fluig (Management, Productivity and Collaboration), Carol (Artificial Intelligence), TOTVS Analytics (Business Intelligence) and TOTVS CRM — all of which developed with an agnostic approach, meaning ready for integration



of TOTVS solutions with other market solutions, thus expanding the addressable market beyond TOTVS's own client base.

Latin America

According to the IDC, 2018 saw the IT market in Latin America reach the level of US\$108.8 billion, and Brazil was the leading player, with a 42.8-percent share, followed by Mexico, with a 20.0-percent share. The substantial difference in both size and maturity of Brazil's IT market compared to those of other Latin American countries has been a cornerstone of the country's expansion in these markets.

Brazil

The Brazilian market for information technology has grown rapidly in the past several years.

According to the IDC, the IT market in Brazil was worth US\$46.6 billion in 2018. The software segment accounted for US\$10.5 billion, 23.5 percent of which corresponding to software developed within the country.

While the tech market has significantly evolved in the past few years, it continues to be highly concentrated in Brazil's Southeast region, according to IDC data for 2017. Accounting for 61 percent of the distribution, the Southeast is still far ahead of the other regions, with the South accounting for 13 percent, 11 percent in the Midwest, 10 percent in the Northeast, and 5 percent in the North. In addition to that regional concentration, nearly half of the identified potential market is focused on companies with fewer than 500 employees, which, altogether, represent a majority of the companies using these resources.

Integrated business management software products, known as ERP tools, have been proving indispensable to business administration, and the SaaS (Software as a Service) system has lately gained significant ground in the marketplace compared to the traditional license purchase system. However, the two of them are to coexist in order to meet the needs of most varied of clients.

The Brazilian IT market comprises several work fronts—communication services, mobile phones, PCs and tablets, printers, datacenter systems, IT services, business management software and infrastructure software. Among the largest business software user markets, the most prominent are the financial, manufacturing, retail and telecommunication sectors, which together represented 86 percent of the market in 2017 according to the IDC.

History of the Software Industry in Brazil

During the 1980's and early 1990's, Brazil had a market reserve policy in place that set different rules for hardware and software products created/manufactured by domestic and foreign companies in an attempt to create a domestic computer industry. In reality, the market reserve proved detrimental to the development of computer hardware in Brazil because the hardware manufactured in the country was limited and technologically outdated, as well as rather expensive compared to products made in other countries. For software, however, the market reserve was not detrimental, in that it kept up the competition between domestic and foreign software products. The development of the country's software industry played out on the back of technology-based partnerships with providers of basic software and operating, network and database systems, so as to prepare the industry for the end of the market reserve. In the aftermath, whether thanks to the creativity of Brazilians or the ease with which they assimilate new technologies, Brazil's software industry became an international benchmark in certain segments, such as banking automation and the use of the Internet for the most varied relationships. Brazil is technologically independent in several software development areas.

In 1993, the Brazilian government took an important measure in connection with the software industry: the SOFTEX 2000 program (National Export Software Program), which aimed to facilitate the entry of Brazilian companies in the international software market through export incentives. The program was coordinated by the CNPq (National Council on Scientific and Technological Development), and had the participation and representation



of Brazilian software companies , and funding by the government and the United Nations Development Programme. In the period from 1993 to 2001, the program achieved the following results, among others:

- Implementation of Quality Systems in companies, introduction of Assessment Methods for products, and inducement to adherence to international software quality standards—more than 100 domestic software companies implemented ISO 9000 quality management systems;
- Creation of credit facilities specifically for software—more than R\$74 million for 52 companies;
- Creation of a network with 32 agents materializing 23 Software Development Centers in Brazil;
- Implementation of a network of 19 business incubators associated with the country's leading academic institutions;
- Contribution to the creation of 73,000 direct jobs for skilled workers.

The Association for the Promotion of Excellence in Brazilian Software (Softex for short) evolved into a Public Interest Civil Society Organization (OSCIP) that carries out the Federal Government's public policies for the IT industry. The actions performed by the entity are aimed at fostering improved competitiveness in the Brazilian Software and IT Service Industry (IBSS) and the training of human resources. The Brazilian Software Excellence Program of the Ministry of Science, Technology, Innovation and Communications has been managed by Softex since 1996.

Currently, the Softex System benefits approximately 6,000 companies in 13 states through its network of 23 agents working in conjunction with the private sector, the public sector and technology-fostering academic institutions. Softex lists its currently guidelines as follows:

1. Implementing software development best practices.
2. Training human resources for the industry.
3. Leveraging financial resources with public and private fund sources.
4. Producing and disseminating quality information on the Brazilian Software and IT Service Industry.
5. Entrepreneurship and innovation.
6. Creating policies in the industry's interests both in Brazil and abroad.
7. Creating and developing business opportunities both in Brazil and abroad.

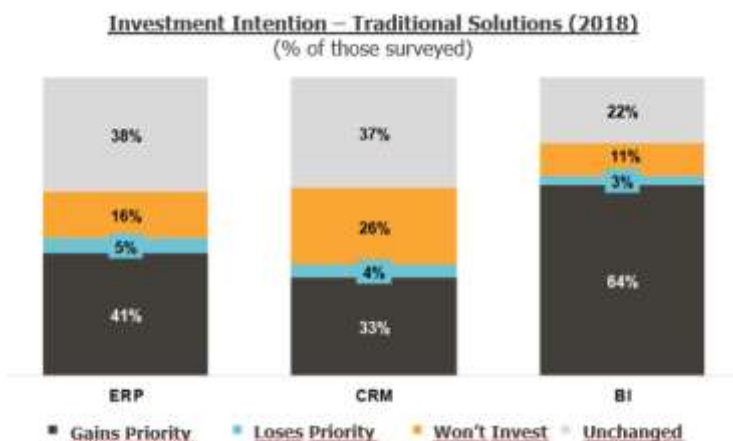
ii. share in each market

Essentially, TOTVS is engaged in the business of developing and selling integrated management software and, according to "Software Market Share Enterprise Application 2020" issued by Gartner, it has a 30.1-percent share in the Latin American market and a 50.2-percent share in the Brazilian market for ERP systems.

In addition to the ERP market, TOTVS has a strong presence in the supply chain management (SCM) market, with a 20.3-percent share in Brazil, according to that same study.

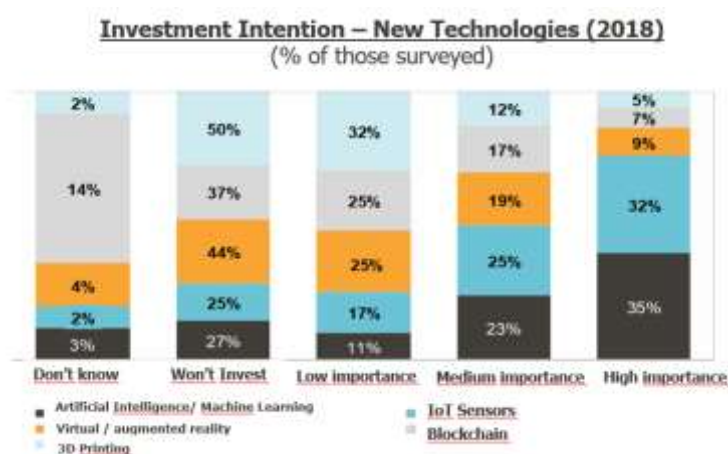
The Company has other initiatives in other segments of the enterprise application software (EAS) market, which shows great potential for growth, but it currently holds a less significant share in it. Such initiatives include Master Sales, Ciashop, TOTVS Analytics, Carol, and fluig. With Gooddata and Carol, by 2019 TOTVS had already achieved a 5.3-percent share in the analytics market.

These segments boast great growth potential as they have become an investment priority for the Company, which invests both in well-established segments and in new technologies. While BI and CRM have been given more priority over the past few years, ERP continues to be a core investment target in Brazil.



Source: ITData.

As for new technologies, Artificial Intelligence and the IoT (Internet of Things) stand out as the primary targets of business investment intentions.



Fonte: ITData.

iii. market competition conditions

The Company's competition includes suppliers of enterprise management software (such as ERP, CRM and BI), collaboration products and business intelligence products, as well as companies engaged in advisory services. We should point out that the Brazilian software market does not impose any barriers or restrictions to the entry of foreign competitors.

The software industry is highly competitive. TOTVS competes with Brazilian and foreign software companies. Some of the Company's competitors also serve business segments other than enterprise management, such as infrastructure software, security software, databases and cloud computing, among others. It is also worth noticing that the market dynamics has been moving towards a natural trend towards building ecosystems that translates into less borders between economic sectors, with the number of competitors growing in addition to traditional competition in recent years, that is, with more companies offering activities similar to those of TOTVS, for example fintechs, banks, and ecommerce companies, which have been expanding their field of activity to provide more services to clients - including business management software solutions.



Clients in the enterprise management software market include large, medium-sized and small businesses. Each of these groups can have different needs and be at different maturity stages in connection with the use of technology, which results in different characteristics in terms of competitive conditions.

TOTVS provides solutions to companies of all sizes.

d. occasional seasonality

The information technology industry, particularly on the software front, has no relevant seasonality.

e. key inputs and raw materials, informing:

i. description of relationships with suppliers, including whether they are subject to government control or regulation, with an indication of the relevant agencies and applicable laws:

TOTVS's development activities are concentrated in its own team of professionals. However, the Company teams up with suppliers and partners to develop some of its software solutions, as well as suppliers of databases that are resold to clients, and providers of technology platforms. There is no government control or regulation on these relations.

ii. possible dependence on few suppliers:

TOTVS uses third-party technology to develop part of its software and technology components, particularly those in its RM and EMS Datasul product lines, which are based on the Microsoft .Net and Progress platforms, respectively. For more information, see item "7.3.a. Technical platforms used".

iii. possible price volatility:

Historically, the prices of TOTVS software and services have not shown significant volatility.



7.4 - Clients accounting for over 10% of total net revenue

a. total amount of revenues from client

There are no clients who individually account for more than 10 percent of the Company's net revenues.

b. operating segments affected by revenues from client

There are no clients who individually account for more than 10 percent of the Company's net revenues.



7.5 - Material effects of state regulation on activities

a. governmental authorizations required for carrying out activities and history of relationship with the public administration for obtaining such authorizations

The Finance Departments of several Brazilian states require the Company to obtain government approvals to market certain hardware products (including micro-terminals, issuers of cashier's receipt (ECF) and SAT Fiscal) and software products (tax applications and Electronic Tax Invoice), according to acts and agreements signed by the Ministry of Finance through the COTEPE (Permanent Technical Council of the Ministry of Finance). Tax devices are certified according to these rules, and tax applications are certified by registered institutes. There are also decrees and state ordinances regulating activities in the States. Some products are also regulated by ANATEL (National Telecommunications Agency), and require specific certifications to be used and sold.

Similar situations also occur when other technologies are introduced. For example, the ECF under ICMS Agreement 09/09 (tax printer) became mandatory in the State of Santa Catarina. It is worth stressing that the so-called NFC-e (digital invoice issued to consumers) is adopted in the vast majority of the Brazilian territory, with the exception of the states of São Paulo, Santa Catarina and Ceará.

b. issuer's environmental policy and costs incurred for compliance with environmental regulations and, if applicable, other environmental practices, including adherence to international environment protection standards

For software and services activities, the Company is currently not subject to any environmental regulation, hence it does not have an environmental policy. In May 2014 TOTVS adhered to the United Nations (UN) Global Compact, an initiative planned for companies committed to aligning their operations and strategies with the ten universally-accepted principles in the areas of human rights, labor, environment, and anti-corruption.

c. dependence on patents, brands, licenses, concessions, franchises and royalty agreements relevant to the business

TOTVS uses third-party technology in the development of certain components, as set out in item 7.3.e.ii. For more information on this issue, see Section 9.1 of this Reference Form.

Software Registration: TOTVS's Legal department is responsible for software registration with the INPI (National Institute of Industrial Property). The software copyright is born with the very creation of the program, regardless of registering a patent thereof, and is protected pursuant to the terms of the Software Law (Brazilian Law 9609/98) and the Copyright Law (Law 9610/98), and the Brazilian agency responsible for receiving and registering patent applications is the so-called INPI (National Institute of Intellectual Property), which is governed by Decree No. 2558/98. The registration of software, although not mandatory, ends up working as an important tool to prove to the Judiciary who developed certain software, and can be very useful as a evidence of authorship in lawsuits dealing with unfair competition, unauthorized copies, piracy etc. In addition, aiming at guaranteeing exclusive rights of development, use, and sale of a computer program, the interested party must prove its authorship; therefore, its registration with the INPI is of great importance. The protection of rights connected to computer programs is ensured for a period of 50 years, counting from the 1st day of January of the year subsequent to that of its publication or, in its absence, of its creation.

The Process at TOTVS: The internal TOTVS area, which intends to register Software, activates the legal department. It collects all information and intermediates the registration process with the INPI, using the services of specialized third parties.



7.6 – Material revenues from abroad

a. revenue from clients in the issuer's country of origin and its share in the issuer's total net revenues

For the fiscal year ended December 31, 2019, net revenues earned in Brazil (the issuer's country of origin) represented approximately 97 percent of the Company's net revenues.

b. revenue from clients in each of the other countries and its share in the issuer's total net revenues

For the fiscal year ended December 31, 2019, net revenues earned abroad represented approximately 3 percent of the Company's net revenues.

c. total revenue from other countries and its share in the issuer's total net revenue

For the fiscal year ended December 31, 2019, net revenues earned abroad represented approximately 3 percent of the Company's net revenues, and much of the revenues earned abroad is concentrated in Argentina and Mexico.



7.7 - Effects of foreign regulations on activities

Given that revenues earned abroad represented approximately 3 percent of total net revenues for the fiscal year ended December 31, 2019, as mentioned in item 7.6, the Company believes that foreign regulations have no significant effects on its activities.



7.8 – Social and environmental policies

a. if the issuer discloses social and environmental information

i. Does the issuer publish sustainability reports or similar documents?

The Company has been issuing its Integrated Report since 2016, providing unified information on its economic, social and environmental performance. It also publishes since 2014 the Communication on Progress of the UN Global Compact. Currently, such publications are not audited.

ii. Does the issuer have a social and environmental policy in place?

The Company keeps its commitment to protecting the environment, as set forth in its Code of Ethics and Conduct, which can be found on the Company's investor relations website (<http://ri.totvs.com/>). Since 2014, TOTVS has been a signatory to the United Nations Global Compact and annually reports its results and advances on the issues that make up the commitment undertaken by the company, reaffirming the commitment to align our business decisions, products, services and operations anchored in the guaranteeing human rights, promoting the agenda of diversity and inclusion, establishing healthy labor relations, respecting and conserving the environment and combating all forms of corruption.

The Company's social and environmental policy is in the process of being prepared.

b. methodology used to prepare the information

The Company adopts the Global Reporting Initiative (GRI) methodology, the Integrated Reporting guidelines of International Integrated Reporting Council (IIRC), the 10 Principles of the Global Compact and the UN Sustainable Development (SDG).

c. if that information is independently audited or reviewed

The social and environmental information is not audited by any independent entity.

d. website on which such information can be found

The versions of the Integrated Report for the years 2017, 2018 and 2019 are available on the CVM website (<http://www.cvm.gov.br/>) and on the Investor Relations website (<https://ri.totvs.com/>, "Financial Information" tab). The publications of the Company's UN Global Compact Progress Communication can be accessed directly on the UN portal (<https://www.unglobalcompact.org/>).

Other Initiatives

Institute of Social Opportunity (IOS)

Established in 1998 on the initiative of employees of former Microsiga, currently TOTVS, the Institute of Social Opportunity (IOS) was born with the mission of providing young people in social vulnerability and people with disabilities access to technology through job training programs especially focused on employing skilled professionals in the economy of the future.

The IOS is a non-profit organization offering free training in business management and information technology, with practices in Digital Education, Citizenship, Sustainability, Mathematics, Communication and Expression, Soft Skills, as well as psychosocial follow-up through a multidisciplinary team (psychologists, social workers and educational psychologists). The Institute's target audience is composed of young people in social vulnerability and



People with Disabilities aged 15 to 29 years, 90% from public schools, 57% women and 57% black, expanding social inclusion to minority populations.

Over its 22 years of existence, the IOS has expanded its work in the State of São Paulo (Interior and Greater São Paulo area) and in the States of Minas Gerais, Santa Catarina, Rio de Janeiro, Rio Grande do Sul, Paraná and Pernambuco. Over such period and in those locations, over 36 thousand students passed through the Institute. Every year more than 2 thousand young people are trained and, out of such, on average 1,000 become employees of partner companies from different segments and by TOTVS, generating a strong direct social impact in more than 4 thousand people per cycle. In 2019 more than 3 thousand students went through the IOS Institute, of which 2,250 completed their professional programs and 1,400 got their first job through direct efforts of the Institute with partner companies, which includes TOTVS. According to studies carried out by the Institute, there is an average increase of 47% in families' income when a graduate student starts working.

TOTVS focuses its strategy social investment on the IOS and is currently the key supporting entity of the institute, which counts on the support of other partner companies as well. The IOS has all the infrastructure and support needed to prepare students and place them into the job market, while supporting compliance with the Learning Law and the Quotas for People with Disabilities Law by developing today's talents for tomorrow's economy.

The Social Opportunity Institute is audited every year by PwC, reports annually using the GRI (Global Reporting Institute) standard, has certification by the DOAR Institute and, just like TOTVS, is a Signatory of the Brazil Network of UN Global Compact. In 2019 IOS won the label as one of the 100 Best NGOs to Donate in Brazil.

More information on the IOS is available on its website: www.ios.org.br.

United Nations (UN) Global Compact

TOTVS joined in 2014 the Brazilian Network of the United Nations (UN) Global Compact, an initiative designed for companies that are committed to aligning their operations and strategies with the ten universally accepted principles in matters of human rights, labor, environmental and anti-corruption laws. With the participation of over 12,000 companies and other stakeholders from more than 145 countries, it is the world's largest joint corporate social and environmental responsibility initiative.

ESG (Environmental, Social and Governance) Working Group

In 2018 TOTVS carried out a consultation process with its key *stakeholders* to determine the priority topics relevant for the Company, according to the characteristics of its businesses. This process was supplemented by TOTVS in 2019 by the creation of the ESG Working Group. Such WG held seven meetings during 2019, in which the action plans that make up the Company's ESG Agenda were established. For the construction, prioritization and validation of the Agenda, the UN Sustainable Development Goals (SDGs) were considered. Based on the Company's activities and impacts on society, the following SDGs were prioritized:

- Goal 4. Ensuring inclusive and equitable quality education while promoting lifelong learning opportunities for all
- Goal 5. Achieving gender equality and empower all women and girls
- Goal 8. Promoting sustained, inclusive and sustainable economic growth, full and productive employment, and decent work for all
- Goal 12. Ensuring sustainable consumption and production patterns
- Goal 17. Strengthening the means of implementation and revitalize the global partnership for sustainable development

Based on such references, priority action plans were determined, which consider the challenges, opportunities, and feasibility of each action. TOTVS' ESG Agenda, developed in 2019, reflects, in addition to its sustainable development commitments, the Company's vision of how its businesses can positively influence society, both as



an employer and a social agent. The priority themes also reflect how technology can represent a key element in expanding access to knowledge and innovation.

The ESG Working Group counted on more than 50 representatives from more than 35 different areas and from various hierarchical levels of the company who, taking part in a very active way, discussed, improved and determined the key elements of sustainability for TOTVS in the coming years.

TOTVS also works in partnership with civil society organizations, in the following initiatives:

Business Compact for Integrity and Against Corruption

TOTVS also joined the Business Pact for Integrity and Against Corruption of the Ethos Institute, whose mission is to mobilize, encourage and help companies to manage their business in a socially responsible and sustainable manner. This pact provides for a set of guidelines and procedures that meet the requirements of the policies in place for integrity and anti-corruption systems.

Participation and support for the Ethos 360° Conference: TOTVS and IOS were together at such conference, held in September 2019 in Sao Paulo, SP, Brazil. In addition to having its own stand, we had the participation of young people in a panel of debates highlighting the importance of a strategic social investment by the Company in transforming the lives of young people through training and employability, generating high-level social impact.

UN Global Compact working groups, including the statement of the ten universal Principles derived from the Universal Declaration of Human Rights, the International Labor Organization Declaration on Fundamental Principles and Rights at Work, the Rio Declaration on Environment and Development and the United Nations Convention Against Corruption.

Diversity and Inclusion

In line with the market, over the past few years TOTVS has carried out actions that seek to promote diversity and strengthen the inclusion of its associates. Good practices for hiring People with Disabilities, young apprentices and other minorities have been highlighted and shared in business and government forums on the subject.

In 2019 TOTVS started the process of identifying the strategic axes with which it is expected to work in the coming years, with a view of the market and adaptation to the Company's culture. In this context, a specific area was set within HR to assess and develop internal actions on the topic. This agenda is also part of TOTVS' sustainability agenda, in synergy with the SDG Sustainable Development Goal 5, which sets as goal promoting gender equality within the United Nations 2030 Agenda.

In our ecosystem, the Company reinforced the role of women and other minority groups in technology and entrepreneurship at external events, having hosted some initiatives such as the "Conecta Empreendedoras" conference that was created by the Mulheres do Brasil (Brazilian Women) Group, the "Structural Racism" course from Luis Gama Institute, and the initiative called "JUNTOS NA TI (TOGETHER ON IT) - LGBTI+ Edition", where it offered a logic and programming workshop for 50 young people interested in working in the technology area.

For the internal public, in November the company organized the TOTVS Festival of Social Impact, an event which theme was highlighted through specific panels and lectures related to Women in IT, entrepreneurship in ghettos, digital accessibility and technology for the common well-being.

Such initiatives were part of the process of building the Diversity and Inclusion Program that TOTVS launched in the first quarter of 2020. To this end, the company also carried out an internal, confidential, classified, and non-mandatory survey (with the support of external consultants) to understand TOTVERS' perception as regards this



topic in the Company and hence to develop the best strategies and axes that will guide the Program and related policies. The focus of such Program in 2020 will be gender equality, seeking to expand women in leadership positions in the Company while increasing the number of women in TECH functions.



7.9 – Other material information

The Company has not identified any material information related to this item other than that being disclosed.



8.1 – Extraordinary Business

Ciashop - On May 9, 2019, the Company entered into a contract to sell 70.47% of interests it held in Ciashop's share capital to VTEX S.A. for the amount of R\$21,175. This transaction was completed on July 31, 2019, after being approved by the Brazilian antitrust authorities. The net gain from the sale of Ciashop was recorded under the account "Other operating income and expenses" on the income statement.

Hardware Operations - On October 24, 2019 the Company announced the completion of the sale of its Brazilian hardware operations, through the subsidiary Bematech Hardware Ltda. to ELGIN S.A. for the amount of R\$25,000, which is subject to a possible price adjustment to be determined under the terms set forth in the contract that governs such transaction.

On November 6, 2019 the sale of Bematech International Corporation (BIC) to Reason Capital Group LLC. was completed, pursuant to an agreement executed on July 2, 2019 for the amount of US\$4.4 million - corresponding to R\$17,528, after adjustments set forth in the agreement, of which US\$1.5 million - corresponding to R\$5,988 - were retained as collateral and shall be released by November 5, 2022.



8.2 - Significant changes in the way the issuer conducts its business

There have been no significant changes in the way the Company conducts its business.



8.3 – Material agreements executed by the Company or its subsidiaries not directly related to their operational activities

Neither the Company nor any of its subsidiaries has entered into any agreement not directly related to its business.



8.4 - Other material information – Extraordinary business

The Company has not identified any other material information related to this item.



9.1 - Material non-current assets - others

The Company has no other non-current assets that are material for the development of its activities.

9.1.a – Property, plant and equipment

Justification for not filling out the box:

The company has no other property and equipment that are material for the development of its activities.



9.1 - Material non-current assets / 9.1.b – Intangible assets

Type of asset	Asset Description	Duration	Events that may result in loss of rights	Consequences of loss of rights
Marcas	YMF – AMPLIS 827245890	30/10/2027	Conforme indicado no item 9.2.	Conforme indicado no item 9.2.
Marcas	YMF – AMPLIS 827082673	15/04/2030	Conforme indicado no item 9.2.	Conforme indicado no item 9.2.
Marcas	FLY ZERO ONE 907445900	29/11/2026	Conforme indicado no item 9.2.	Conforme indicado no item 9.2.
Marcas	FLY ZERO ONE 907446183	12/03/2029	Conforme indicado no item 9.2.	Conforme indicado no item 9.2.
Marcas	FLY ZERO ONE 907446361	29/11/2026	Conforme indicado no item 9.2.	Conforme indicado no item 9.2.
Marcas	FLY ZERO ONE 907446604	27/03/2028	Conforme indicado no item 9.2.	Conforme indicado no item 9.2.
Marcas	FLY ZERO ONE 907446655	29/11/2026	Conforme indicado no item 9.2.	Conforme indicado no item 9.2.
Marcas	ECOFLUIG 910715459	10/04/2028	Conforme indicado no item 9.2.	Conforme indicado no item 9.2.
Marcas	ECOFLUIG 910715505	10/04/2028	Conforme indicado no item 9.2.	Conforme indicado no item 9.2.
Marcas	ECOFLUIG 910715629	10/04/2028	Conforme indicado no item 9.2.	Conforme indicado no item 9.2.
Marcas	ECOFLUIG 910715718	10/04/2028	Conforme indicado no item 9.2.	Conforme indicado no item 9.2.
Marcas	ECOFLUIG 910715793	10/04/2028	Conforme indicado no item 9.2.	Conforme indicado no item 9.2.
Marcas	AMPLIS 827245904	30/10/2027	Conforme indicado no item 9.2.	Conforme indicado no item 9.2.
Marcas	BOARDS 913834700	29/01/2029	Conforme indicado no item 9.2.	Conforme indicado no item 9.2.
Marcas	BOARDS 913835366	29/01/2029	Conforme indicado no item 9.2.	Conforme indicado no item 9.2.
Marcas	CAROL 912947675	09/04/2029	Conforme indicado no item 9.2.	Conforme indicado no item 9.2.
Marcas	CAROL 912947837	09/04/2029	Conforme indicado no item 9.2.	Conforme indicado no item 9.2.
Marcas	CAROL 912985305	09/04/2029	Conforme indicado no item 9.2.	Conforme indicado no item 9.2.
Marcas	DATASUL 914028413	19/02/2029	Conforme indicado no item 9.2.	Conforme indicado no item 9.2.
Marcas	DATASUL 914028421	19/02/2029	Conforme indicado no item 9.2.	Conforme indicado no item 9.2.
Marcas	FLY01 9079001682	15/05/2028	Conforme indicado no item 9.2.	Conforme indicado no item 9.2.
Marcas	FLY01 907900755	10/01/2027	Conforme indicado no item 9.2.	Conforme indicado no item 9.2.

SUBTITLES:

Type of Asset: Marcas (Trademarks);

Duration: information presented in the Brazilian standard (Day/Month/Year);

Events that may result in loss of rights/Consequences of loss of rights: As per item 9.2.



Type of asset	Asset Description	Duration	Events that may result in loss of rights	Consequences of loss of rights
Marcas	FLY01 907900828	10/01/2027	Conforme indicado no item 9.2.	Conforme indicado no item 9.2.
Marcas	FLY01 907900968	10/01/2027	Conforme indicado no item 9.2.	Conforme indicado no item 9.2.
Marcas	FLUIG 840530650	10/02/2026	Conforme indicado no item 9.2.	Conforme indicado no item 9.2.
Marcas	FLUIG 340530668	10/02/2026	Conforme indicado no item 9.2.	Conforme indicado no item 9.2.
Marcas	FLUIG 840530684	10/02/2026	Conforme indicado no item 9.2.	Conforme indicado no item 9.2.
Marcas	FLUIG 840530692	10/02/2026	Conforme indicado no item 9.2.	Conforme indicado no item 9.2.
Marcas	FLUIG 840530706	10/02/2026	Conforme indicado no item 9.2.	Conforme indicado no item 9.2.
Marcas	FLUIG 840530714	10/02/2026	Conforme indicado no item 9.2.	Conforme indicado no item 9.2.
Marcas	FLUIG 840530722	10/02/2026	Conforme indicado no item 9.2.	Conforme indicado no item 9.2.
Marcas	CAROL 912985321	09/04/2029	Conforme indicado no item 9.2.	Conforme indicado no item 9.2.
Licenças	PROTHEUS	01/01/2042	Conforme indicado no item 9.2.	Conforme indicado no item 9.2.
Marcas	CAROL 912985330	09/04/2029	Conforme indicado no item 9.2.	Conforme indicado no item 9.2.
Nome de domínio na internet	TOTVS.COM.BR	27/04/2029	Conforme indicado no item 9.2.	Conforme indicado no item 9.2.
Marcas	CAROL 912985356	09/04/2029	Conforme indicado no item 9.2.	Conforme indicado no item 9.2.
Marcas	RM 817228373	04/04/2025	Conforme indicado no item 9.2.	Conforme indicado no item 9.2.
Marcas	YMF 821050486	30/04/2022	Conforme indicado no item 9.2.	Conforme indicado no item 9.2.
Marcas	TOTVS 830574476	15/01/2023	Conforme indicado no item 9.2.	Conforme indicado no item 9.2.
Marcas	ELEVE 917711190	Em análise	Conforme indicado no item 9.2.	Conforme indicado no item 9.2.
Marcas	ELEVE 918071585	07/04/2030	Conforme indicado no item 9.2.	Conforme indicado no item 9.2.
Marcas	ELEVE 918071712	Em análise	Conforme indicado no item 9.2.	Conforme indicado no item 9.2.
Marcas	DATASUL 823404838	03/07/2027	Conforme indicado no item 9.2.	Conforme indicado no item 9.2.
Marcas	ELEVE 918812569	Em análise	Conforme indicado no item 9.2.	Conforme indicado no item 9.2.
Marcas	ELEVE 918812720	Em análise	Conforme indicado no item 9.2.	Conforme indicado no item 9.2.

SUBTITLES:

Type of Asset: Marcas (Trademarks);
 Licenças (Licenses); Nome de Domínio
 de Internet (Internet domain name);

Duration: information presented in the
 Brazilian standard (Day/Month/Year);

**Events that may result in loss of
 rights/Consequences of loss of
 rights:** As per item 9.2.



Type of asset	Asset Description	Duration	Events that may result in loss of rights	Consequences of loss of rights
Marcas	DATASUL 810871432	01/11/2023	Conforme indicado no item 9.2.	Conforme indicado no item 9.2.
Marcas	FI Y01 907900550	10/01/2027	Conforme indicado no item 9.2.	Conforme indicado no item 9.2.
Marcas	FLUIG 840530625	10/02/2026	Conforme indicado no item 9.2.	Conforme indicado no item 9.2.
Marcas	RM 819925772	08/09/2029	Conforme indicado no item 9.2.	Conforme indicado no item 9.2.
Marcas	RM 821482076	07/08/2027	Conforme indicado no item 9.2.	Conforme indicado no item 9.2.
Marcas	TOTVS 827375743	16/10/2027	Conforme indicado no item 9.2.	Conforme indicado no item 9.2.
Marcas	TOTVS 830574468	21/01/2024	Conforme indicado no item 9.2.	Conforme indicado no item 9.2.
Marcas	TOTVS 830574484	EM ANÁLISE	Conforme indicado no item 9.2.	Conforme indicado no item 9.2.
Marcas	TOTVS 830574492	15/01/2023	Conforme indicado no item 9.2.	Conforme indicado no item 9.2.
Marcas	TOTVS 830574506	04/10/2026	Conforme indicado no item 9.2.	Conforme indicado no item 9.2.
Marcas	TOTVS 840754558	27/09/2026	Conforme indicado no item 9.2.	Conforme indicado no item 9.2.
Marcas	TOTVS 840754566	27/09/2026	Conforme indicado no item 9.2.	Conforme indicado no item 9.2.
Marcas	TOTVS 840754574	EM ANÁLISE	Conforme indicado no item 9.2.	Conforme indicado no item 9.2.
Marcas	TOTVS 840754582	EM ANÁLISE	Conforme indicado no item 9.2.	Conforme indicado no item 9.2.
Marcas	TOTVS 840754590	EM ANÁLISE	Conforme indicado no item 9.2.	Conforme indicado no item 9.2.
Marcas	TOTVS 840754604	EM ANÁLISE	Conforme indicado no item 9.2.	Conforme indicado no item 9.2.
Marcas	TOTVS 840754612	27/09/2026	Conforme indicado no item 9.2.	Conforme indicado no item 9.2.
Marcas	TOTVS 840754655	27/09/2026	Conforme indicado no item 9.2.	Conforme indicado no item 9.2.
Marcas	TOTVS 840754663	27/09/2026	Conforme indicado no item 9.2.	Conforme indicado no item 9.2.
Marcas	ELEVE BY TOTVS 918071860	07/04/2030	Conforme indicado no item 9.2.	Conforme indicado no item 9.2.
Marcas	ELEVE BY TOTVS 918072000	Em análise	Conforme indicado no item 9.2.	Conforme indicado no item 9.2.
Marcas	SISJURI 823346935	13/02/2027	Conforme indicado no item 9.2.	Conforme indicado no item 9.2.
Marcas	VIRTUAL AGE 914573020	09/04/2029	Conforme indicado no item 9.2.	Conforme indicado no item 9.2.

SUBTITLES:

Type of Asset: Marcas (Trademarks);

Duration: information presented in the Brazilian standard (Day/Month/Year);

Events that may result in loss of rights/Consequences of loss of rights: As per item 9.2.



Type of asset	Asset Description	Duration	Events that may result in loss of rights	Consequences of loss of rights
Marcas	VIRTUAL AGE 914573055	09/04/2029	Conforme indicado no item 9.2.	Conforme indicado no item 9.2.
Marcas	VIRTUAL AGE 825805872	12/06/2027	Conforme indicado no item 9.2.	Conforme indicado no item 9.2.
Marcas	VITRINE.NET 901824062	16/04/2029	Conforme indicado no item 9.2.	Conforme indicado no item 9.2.
Marcas	PC INFORMÁTICA 827756429	11/03/2028	Conforme indicado no item 9.2.	Conforme indicado no item 9.2.
Marcas	PC SISTEMAS 827755546	11/03/2028	Conforme indicado no item 9.2.	Conforme indicado no item 9.2.
Licenças	PROTHEUS 10	01/01/2059	Conforme indicado no item 9.2.	Conforme indicado no item 9.2.
Licenças	PROTHEUS V 12	01/01/2065	Conforme indicado no item 9.2.	Conforme indicado no item 9.2.
Nome de domínio na internet	elevesaude.com.br	01/01/2025	Conforme indicado no item 9.2.	Conforme indicado no item 9.2.
Nome de domínio na internet	elevesuasvendas.com.br	01/01/2025	Conforme indicado no item 9.2.	Conforme indicado no item 9.2.
Marcas	RM 819925780	08/09/2029	Conforme indicado no item 9.2.	Conforme indicado no item 9.2.
Marcas	RM 824073908	12/05/2025	Conforme indicado no item 9.2.	Conforme indicado no item 9.2.
Marcas	RM 824073916	12/05/2025	Conforme indicado no item 9.2.	Conforme indicado no item 9.2.

SUBTITLES:

Type of Asset: Marcas (Trademarks);
 Licenças (Licenses); Nome de Domínio
 de Internet (Internet domain name);

Duration: information presented in the
 Brazilian standard (Day/Month/Year);

**Events that may result in loss of
 rights/Consequences of loss of
 rights:** As per item 9.2.



9.1 – Material non-current assets/ 9.1.c – Equity interests

Company Name	CNPJ (National Corporate Taxpayer's Register)	CVM Code	Type of Company	Country of Origin	State of Origin	City of origin	Description of business activities	Type of Company
Fiscal Year	Book value – variation %	Market value - variation %	Amount of dividends received (<i>Reais</i>)		Date	Amount (Reais)		
TOTVS Large Enterprise Tecnologia S.A.	82.373.077/0001-71	418-9	Controlled	Brazil	SP	São Paulo	Sales, Implementation and Consulting Support	100.00%
12/31/2019	2.678404	-		Market Value				
12/31/2018	-9.811996		627,000.00	Book value 12/31/2019		490,215,000.00		
12/31/2017	-0.578188		8,886,600.00					

Reasons for acquiring and maintaining such interest

Specialized and highly-skilled service by segment, developing activities of sales, implementation, specialized services and consultancy support aimed at large companies.

Specialized and highly skilled service by segment, developing activities of sales, implementation, specialized services and consultancy support aimed at large companies.								
Company Name	CNPJ (National Corporate Taxpayer's Register)	CVM Code	Type of Company	Country of Origin	State of Origin	City of origin	Description of business activities	Type of Company
Fiscal Year	Book value – variation %	Market value - variation %	Amount of dividends received (<i>Reais</i>)		Date	Amount (Reais)		
Ciashop - Soluções para Comércio Eletrônico S.A.	04.364.470/0001-95	-	Controlled	Brazil	PR	Curitiba	Development and licensing of customizable computer programs, and information technology advisory.	0.00%
12/31/2019	-100.000000		-	Market Value				
12/31/2018	-0.206224		-	Book value 12/31/2019 -				
12/31/2017	-35.156820		-					

Reasons for acquiring and maintaining such interest

Expertise in the development and trade of cloud solutions for e-commerce.



Company Name	CNPJ (National Corporate Taxpayer's Register)	CVM Code	Type of Company	Country of Origin	State of Origin	City of origin	Description of business activities	Type of Company
Fiscal Year	Book value – variation %	Market value - variation %	Amount of dividends received (<i>Reais</i>)		Date	Amount (Reais)		
Datasul Argentina S.A.	-	-	Controlled	Argentina			Development and commercial exploration of its own computer programs and technology solutions, or those of third parties; Provision of technical advisory, consulting and training services in areas relating to computing systems; Trading of technology-related goods and products.	100.00%
12/31/2019	-0.000000		-	Market Value				
12/31/2018	-0.000000		-	Book value	12/31/2019	-		
12/31/2017	-0.000000		-					

Reasons for acquiring and maintaining such interest

To maintain a distribution channel in the region is part of TOTVS's strategy to consolidate its channels and its presence in territories deemed as strategic for the company.

Company Name	CNPJ (National Corporate Taxpayer's Register)	CVM Code	Type of Company	Country of Origin	State of Origin	City of origin	Description of business activities	Type of Company
Fiscal Year	Book value – variation %	Market value - variation %	Amount of dividends received (<i>Reais</i>)		Date	Amount (Reais)		
Neolog Consultoria e Sistemas S.A.	05.254.381/0001-59	-	Controlled	Brazil	AP		Neolog is a software development company that provides implementation, customization and support services. Its main product is a logistic optimization solution that reduces freight costs for the customer through algorithms that calculate routes and accommodation of cargo in the trucks in an optimized manner. The company serves large customers in the logistic and manufacturing sectors, and trades its solutions under	60.00%



Company Name	CNPJ (National Corporate Taxpayer's Register)	CVM Code	Type of Company	Country of Origin	State of Origin	City of origin	Description of business activities	Type of Company
Fiscal Year	Book value – variation %	Market value - variation %	Amount of dividends received (<i>Reais</i>)	Date	Amount (Reais)			
12/31/2019	47.480239		741,000.00				the SaaS (Software as a Service) model.	
12/31/2018	-8.515062		689,000.00					
12/31/2017	-6.783557		180,000.00					

Reasons for acquiring and maintaining such interest

With this move, the Company reinforces its specialization strategy and its position in the logistics segment by adding Neolog's products and business know-how in order to expand its portfolio of solutions for customers throughout the supply chain. The combination of the Company's distribution strengths and Neolog's solutions and expertise will enable exploring cost optimization opportunities and efficiency gains in key segments of the Brazilian market.

Company Name	CNPJ (National Corporate Taxpayer's Register)	CVM Code	Type of Company	Country of Origin	State of Origin	City of origin	Description of business activities	Type of Company
Fiscal Year	Book value – variation %	Market value - variation %	Amount of dividends received (<i>Reais</i>)	Date	Amount (Reais)			
TOTVS Argentina S.A.	-	-	Controlled	Argentina			Information Technology consulting; Technical support, maintenance and other IT services.	100.00%
12/31/2019	-26.131253							
12/31/2018	8.715398							
12/31/2017	-34.698489							

Reasons for acquiring and maintaining such interest

To maintain a distribution channel in the region is part of TOTVS's strategy to consolidate its channels and its presence in territories deemed as strategic for the company.



Company Name	CNPJ (National Corporate Taxpayer's Register)	CVM Code	Type of Company	Country of Origin	State of Origin	City of origin	Description of business activities	Type of Company
Fiscal Year	Book value – variation %	Market value - variation %	Amount of dividends received (<i>Reais</i>)		Date	Amount (Reais)		
TOTVS Tecnologia em Software de Gestão Ltda.	07.577.599/0001-70	-	Controlled	Brazil	BA	Itacaré	Advisory in and development of automated systems (software); exploration of rights of use of owned or third-party automated systems, and provision of data processing, business management and administration services, as well as sub-licensing of the TOTVS brand, and import and export of goods and services linked to its activity.	100.00%
12/31/2019	-7.131536		8,000000.00	Market value				
12/31/2018	3.457301		11,361,000.00	Book Value 12/31/2019 133,254,368.77				
12/31/2017	7.109649		4,419,000.00					

Reasons for acquiring and maintaining such interest

To maintain a distribution channel in the region is part of TOTVS's strategy to consolidate its channels and its presence in territories deemed as strategic for the company.

Company Name	CNPJ (National Corporate Taxpayer's Register)	CVM Code	Type of Company	Country of Origin	State of Origin	City of origin	Description of business activities	Type of Company
Fiscal Year	Book value – variation %	Market value - variation %	Amount of dividends received (<i>Reais</i>)		Date	Amount (Reais)		
TOTVS Incorporation	-	-	Subsidiary	USA	CA		Information Technology consulting; technical support, maintenance and other IT services.	100.00%
12/31/2019	0.883597		-	Market value				
12/31/2018	20.449491		-	Book Value 12/31/2019 72,666,158.63				
12/31/2017	-2.126023		-					

Reasons for acquiring and maintaining such interest

Acquisition of companies that may have synergy with TOTVS, aiming at complementing the portfolio of Information Technology solutions and maintaining an IT solutions research and development center in the United States of America.



Company Name	CNPJ (National Corporate Taxpayer's Register)	CVM Code	Type of Company	Country of Origin	State of Origin	City of origin	Description of business activities	Type of Company
Fiscal Year	Book value – variation %	Market value - variation %	Amount of dividends received (<i>Reais</i>)		Date	Amount (Reais)		
TOTVS México S.A.	-	-	Subsidiary	Mexico			Innovation, creation, development and updating of programs; trading of software and hardware, with possible import of owned or third-parties' goods and services relating to computing activities; provision of general services relating to consultancy in management processes and models; granting of rights of use, trading and sale of services sales to third parties.	100.00%
12/31/2019	-24.446637%		-					
12/31/2018	-16.465643		-					
12/31/2017	-32.941176		-					

Reasons for acquiring and maintaining such interest

To maintain a distribution channel in the region is part of TOTVS's strategy to consolidate its channels and its presence in territories deemed as strategic for the company.

Company Name	CNPJ (National Corporate Taxpayer's Register)	CVM Code	Type of Company	Country of Origin	State of Origin	City of origin	Description of business activities	Type of Company
Fiscal Year	Book value – variation %	Market value - variation %	Amount of dividends received (<i>Reais</i>)		Date	Amount (Reais)		
Soluções em Software e Serviços TTS Ltda.	07.363.764/0001-90	-	Controlled	Brazil	PE	Recife	Provision of consulting, advisory and development services for automated systems (software); exploration of rights of use of owned or third-party automated systems, and provision of data processing, business management and administration services, as well as sub-licensing of the TOTVS brand, and import and export of goods and services linked to its activity.	100.00%



Company Name	CNPJ (National Corporate Taxpayer's Register)	CVM Code	Type of Company	Country of Origin	State of Origin	City of origin	Description of business activities	Type of Company
Fiscal Year	Book value – variation %	Market value - variation %	Amount of dividends received (<i>Reais</i>)		Date	Amount (Reais)		
12/31/2019	251.463856%		-	Market value				
12/31/2018	10.720386		-	Book Value	12/31/2019	264,259,350.20		
12/31/2017	-0.881597		-					

Reasons for acquiring and maintaining such interest

To maintain a distribution channel in the region is part of TOTVS's strategy to consolidate its channels and its presence in territories deemed as strategic for the company.

Company Name	CNPJ (National Corporate Taxpayer's Register)	CVM Code	Type of Company	Country of Origin	State of Origin	City of origin	Description of business activities	Type of Company
Fiscal Year	Book value – variation %	Market value - variation %	Amount of dividends received (<i>Reais</i>)		Date	Amount (Reais)		
TOTVS Serviços Ltda.	02.497.398/0001-49	-	Controlled	Brazil	RJ	Rio de Janeiro	Provision of consulting, advisory and development services for automated systems (software); exploration of rights of use of owned or third-party automated systems, and provision of data processing services, business management and administration, as well as sub-licensing of the TOTVS brand, and import and export of goods and services linked to its activity.	0%
12/31/2019	-100.000000		30,200,000.00	Market value				
12/31/2018	136.694813		1,395,000.00	Book Value	12/31/2019	0,00		
12/31/2017	0.460494							

Reasons for acquiring and maintaining such interest

To maintain a distribution channel in the region is part of TOTVS's strategy to consolidate its channels and its presence in territories deemed as strategic for the company.



Company Name	CNPJ (National Corporate Taxpayer's Register)	CVM Code	Type of Company	Country of Origin	State of Origin	City of origin	Description of business activities	Type of Company
Fiscal Year	Book value – variation %	Market value - variation %	Amount of dividends received (<i>Reais</i>)		Date	Amount (Reais)		
VT Comércio Digital S.A.	15.760.400/0001-72	-	Controlled	Brazil	AP		Interest in other companies as a shareholder or any other legal form.	50.00%
12/31/2019	-94.659604		151,000					
12/31/2018	0.00		-					
12/31/2017	0.00		-					
Reasons for acquiring and maintaining such interest								
Selective investments in companies that have technology solutions in synergy with the Company's business.								
TOTVS Hospitality Ltda.	09.131.273/0001-40	-	Controlled	Brazil	RJ	Rio de Janeiro	Development of specialized software solutions for hotels, inns, and resorts.	74.20%
12/31/2019	34.436507		-					
12/31/2018	70.882325		-					
12/31/2017	-27.121360		-					
Reasons for acquiring and maintaining such interest								
Positioning in the hotel segment with solutions specially developed from the peculiar processes of hotels, inns and resorts.								



Razão social	CNPJ	Código CVM	Tipo sociedade	País sede	UF sede	Município sede	Descrição das atividades desenvolvidas	Participação do emissor (%)
Exercício social	Valor contábil - variação %	Valor mercado - variação %	Montante de dividendos recebidos (Reais)		Data	Valor (Reais)		
National Computer Corporation	-	-	Affiliate	Russia	Moscow		Development of software solutions	19.00%
12/31/2019	0.00			-	Market value			
12/31/2018	0.3321			-	Book Value	12/31/2019 64,924.57		
12/31/2017	0.7400			-				

Reasons for acquiring and maintaining such interest

The investment in this company aims at setting up a partnership to develop and provide the Russian market with a management system that combines the reliability, safety, data integrity, continuity, high performance and scalability already present in TOTVS solutions.



9.2 – Other relevant information

As of December 31, 2019 the Company had 159 trademark registrations in Brazil and 188 registrations abroad.

In addition, the Company has approximately 18 patent applications from the National Institute of Industrial Property in Brazil and 16 patent applications abroad.

TRADEMARKS

Events that may lead to loss of rights regarding registered trademarks

According to Article 142 of Law 9.279 of 1996, some events may lead to loss of trademark rights, such as termination of effectiveness without request for renewal of the trademark on the due date; total or partial waiver of rights by the holder; and cancellation, at the request of any person with legitimate interest, if the trademark has not been used in Brazil after 5 years as from the registration date, or if its use has been interrupted for more than 5 years. Still at the administrative level, the registration may be declared null by the National Institute of Intellectual Property of Brazil (INPI) whether automatically or by any person's request upon a claim made by a third party or by a person with legitimate interest, upon a request for nullity submitted within 180 days from the registration being granted, if it is shown that the registration at issue has been granted in disagreement with the Intellectual Property Law. In addition, the nullity of a trademark registration can be declared by a court of law, through a lawsuit for nullity of the trademark registration filed by such INPI (Brazilian Patent and Trademark Office) or by any person having legitimate interest. The term for filing such a lawsuit is five (5) years counting from the date on which the trademark registration has been granted.

Consequence of loss of registered trademark rights

The suppression of trademark rights implies the loss of the exclusive right to trademarks, leading, for example, to the impossibility of preventing third parties from using identical or similar trademarks or brands to refer to equal, similar, or alike products or services, as the sign at issue returns to the public domain. Such a situation could even impair communication between the Company and its target audience. Any license or trademark in progress of being granted is also no longer valid, impacting the ability to receive the corresponding *royalties*. If any unregistered use results in a violation of third parties' rights, the holder of such brand used is subject to legal and civil lawsuits, which may result in a court decision determining that the corresponding trademark, use is halted, in addition to search and seizure of products, payment of compensation and/or refraining from using the brand by the Company.

Events that may lead to loss of rights of trademarks filed but not registered

If a particular trademark filed but not registered yet does not meet the formal and/or merit requirements, the application for registration thereof may be rejected by the National Institute of Intellectual Property (INPI), which is the agency responsible for deciding on the registration of trademarks in Brazil. The INPI may reject an official registration request or upon opposition from third parties, if it considers such a claim to be valid.

Consequence of loss of rights of trademarks filed but not registered trademarks

The loss of rights to brands deposited but not registered leads to the cessation of any expectation of rights on such trademarks. Depending on the grounds for the loss of the right - for example, in the case of a violation of the previous right held by a third party - the Company may be subject to legal and criminal lawsuits, for misuse of the trademark and violation of the third parties' rights, which may include convictions regarding the payment of compensation and/or refraining from using the brand by the Company, and even search and seizure of products. In addition, the Company will not be able to prevent third parties from using identical or similar brands to refer to equal, similar, competing, or similar products and/or services.



PATENTS

The Company's intellectual property assets consist, in the patent area, of 01 (one) patent application in co-ownership with SENAI, which is a "LEVELED PROGRAMMING ELECTRONIC PLATFORM", pending analysis by INPI.

INPI is the Brazilian federal agency responsible for granting and registering patents in Brazil. During the administrative procedure of patent application with INPI, the applicant enjoys an expectation of right that will be ratified if the patent is eventually granted. The patent will be granted if the invention has features like novelty, inventive activity, and industrial application. Such requirements will be determined by the INPI examiners, who will be able to make new requirements throughout their analysis and that will result in the granting or denying the application. The patent application may also be challenged by third parties through subsidies to the examination or even after the patent having been granted, through an application for administrative nullity.

Events that may result in loss of rights

Many events can lead to the loss of rights for a patent application pending, such as: (i) failure to comply with formal and technical requirements; (ii) absence of an appeal against the denied patent application; (iii) failure to pay the corresponding fees due upon the patent is granted; (iv) absence of request to unarchive in case a patent application is archived due to lack of application to examine; (v) absence of a request for restore the patent application in case it is archived because the annual fee was not paid.

The granting of a patent gives its holder a real right (patent) over an intangible asset (invention), which consists of the temporary monopoly of economic exploitation on an invention and the consequent right to prevent its use by third parties during the effective term of the patent. The annual fees will be due until the end of the effective term of the patent, and the lack of payment thereof may cause the cessation of the patent right in case it is not restored on time.

Consequences of loss of rights

Any manufacture, export, sale, display, or offer for sale, stock, concealment or reception, for economic purposes, of a product or process protected by a patent or utility model, without the corresponding holder's consent represents a crime against patent laws, subjecting offenders to court sanctions both of criminal and civil nature having as purpose abstaining from using and compensating for the violation.



10.1 – Overall financial and equity condition

The financial information contained in sections 10.1 to 10.9 of this Form is derived from our accounting information from the consolidated financial statements for the fiscal years ended on December 31, 2019, 2018 and 2017, prepared according to the accounting practices adopted in Brazil and with the International Financial Reporting Standards (IFRS) issued by the International Accounting Standards Board (IASB).

On January 1st, 2019, the new standard that governs the accounting treatment of Leasing Operations [IFRS 16/CPC 06 (R2)] issued by IASB and CPC, respectively, became effective. To implement such standard, the Company adopted the modified retrospective approach. As a result, the financial information as of December 31, 2018 and 2017 were not adjusted to reflect the adoption of IFRS 16/CPC 06 (R2) and, therefore, cannot be compared with the financial information as of December 31, 2019, which reflect the effects of adopting such newer standard.

In addition, effective from January 1st, 2018, the new standards that govern the accounting treatment of Revenue from Contracts with Clients (IFRS 15/CPC 47) and Financial Instruments (IFRS 9/CPC 48) issued by IASB and CPC, respectively. The Company adopted the modified retrospective approach. As a result, the financial information as of December 31, 2017 was not adjusted to reflect the adoption of IFRS 15/CPC 47 and IFRS 9/CPC 48, and for that purposes it cannot be compared with the financial information as of December 31, 2019 and 2018, which reflect the effects of adopting such newer standards.

The Officers' analysis clarifying the results obtained and the reasons for the fluctuation in the amounts of the Company's equity accounts constitute an opinion on the impacts or effects of the data presented in the financial statements on the Company's equity and financial situation. The Company's Board of Executive Officers cannot guarantee that the financial situation and results achieved in the past will happen again in the future.

The terms "HA" and "VA" in the columns of certain tables in item 10 generally mean "Horizontal Analysis" and "Vertical Analysis", respectively.



10.1 - General Financial and Equity Situation

a. General financial and equity situation

We present hereinbelow information about our financial and equity structure on the following dates:

(In thousands of Reals)	On December 31,		
	2019	2018	2017
Shareholders' Equity	2,478,409	1,288,220	1,261,577
Current assets	2,004,275	1,020,134	1,038,346
Net debt (Net Cash) ⁽¹⁾	(1,071,433)	50,678	322,344

(1) Net Debt is the sum of the balances of loans and financing, debentures and obligations for acquisition of investments, both current and non-current, less the balances of cash and cash equivalents and investment guarantees, both current and non-current. Net debt is not a measure of financial performance recognized by accounting practices adopted in Brazil or by the *International Financial Reporting Standards* - IFRS issued by the *International Accounting Standards Board* ("IASB"), and it does not have a standard meaning. Other companies can account for their net debt differently, so it is not possible to make a comparison between disclosures.

On January 1st, 2019, the Company's net debt was impacted by the recognition of leasing liabilities (current and non-current) in the amount of R\$236.8 million originated from adopting the new accounting standard regarding IFRS 16. In addition, net cash was positively affected by the subsequent share offering made over fiscal year 2019, which managed to raise R\$1,066.5 billion.

In 2018 the Company had a significant advance in its financial position, with an increase in operating cash flow compared to the previous year. Thus, net debt had a sharp reduction compared to the previous year.

In 2017 the Company also reduced its net debt when compared to the previous year, due particularly to the increase in net cash from operating activities and the reduction in payments for the acquisition of fixed assets and intangible assets if compared to the previous year, due to investments connected to the new headquarters facilities in 2016.

b. capital structure, pointing out:

The Company finances its operations through its own equity and third-party funds. The Company issues common shares only; therefore, there are no redeemable shares.

Over the last years and quarter, we have been having a balanced capital structure between our own equity and third parties' funds, which are consistent with our activities, in the Management's view, in the proportion shown in the table below:

(in thousands of Reals, except %)	On December 31,		
	2019	2018	2017
Current Liabilities and Noncurrent Liabilities (Third-Party Funds)	1,057,518	1,103,057	1,232,048
Stockholders' equity (own equity)	2,478,409	1,288,220	1,261,577
Third-Party Funds ⁽¹⁾	29.9%	46.1%	49.4%
Own Equity ⁽²⁾	70.1%	53.9%	50.6%

(1) Third party funds correspond to the sum of current and noncurrent liabilities divided by total liabilities and stockholders' equity.

(2) Own equity refers to the Company's Capital Stock.



c. Payment capacity as regards financial commitments undertaken

As of December 31, 2019, the Company's gross debt was of R\$466.7 million, of which R\$265.9 million, or 57.0%, are in current liabilities, while R\$200.9 million, or 43.0%, in noncurrent liabilities.

The Company has been fully capable of paying its financial commitments undertaken, since its operations are cash-generating and the financing granted to clients are essentially in the short term.

Most liabilities and receivables result from sales and provision of software implementation services, which are provided in the countries where they are sold.

The Company maintains a conservative profile of financial investment and currently has no operations in risk markets and/or derivatives.

The table below shows the key financial indicators connected to our payment capacity:

(in thousands of Reals, unless otherwise stated)	On December 31,		
	2019	2018	2017
Gross Debt ⁽¹⁾	466,723	503,477	709,513
Net debt (Net Cash) ⁽²⁾	(1,071,433)	50,678	322,344
Adjusted EBITDA ⁽³⁾	469,742	347,014	293,532
Debt ratio ⁽⁴⁾	-2.3	0.1	1.1
Current liquidity ratio ⁽⁵⁾	2.8	1.4	1.7
Overall liquidity ratio ⁽⁶⁾	2.2	1.2	1.1

(1) Gross Debt corresponds to the sum of the balances of loans and financing, debentures and obligations for acquisition of investments, both current and noncurrent. Gross debt is not a measure of financial performance recognized by accounting practices adopted in Brazil or by the International Financial Reporting Standards - IFRS issued by the International Accounting Standards Board ("IASB"), and it does not have a standard meaning. Other companies can account for their gross debt differently, so it is not possible to make a comparison between disclosures.

(2) Net Debt is the sum of the balances of loans and financing, debentures and obligations for acquisition of investments, both current and non-current, less the balances of cash and cash equivalents and investment guarantees, both current and noncurrent. Net debt is not a measure of financial performance recognized by accounting practices adopted in Brazil or by the International Financial Reporting Standards - IFRS issued by the International Accounting Standards Board ("IASB"), and it does not have a standard meaning. Other companies can account for their net debt differently, so it is not possible to make a comparison between disclosures.

(3) Adjusted EBITDA is a non-accounting measurement prepared by the Company that consists of EBITDA, calculated according to CVM Instruction 527, which is adjusted: by the equity method result; by the allowance for impairment of assets and other extraordinary provisions, such as for contingencies and for doubtful accounts; by the loss (gain) on the write-off of assets; by the gain from the sale of subsidiaries; and the net loss from discontinued operations. Adjusted EBITDA is not a measure recognized by the Accounting Practices Adopted in Brazil or by the International Financial Reporting Standards (IFRS), issued by the International Accounting Standard Board (IASB); they do not represent cash flow for the periods presented and should not be considered as a substitute for net profit (loss), as an indicator of operating performance or as a substitute for cash flow as an indicator of the Company's liquidity or the basis for the distribution of dividends. Adjusted EBITDA does not have a standard meaning and may not be comparable to measures with similar securities provided by other companies.

(4) The Debt Ratio corresponds to the ratio of the Net Debt at the end of the fiscal year divided by Adjusted EBITDA for the same fiscal year.

(5) The current liquidity ratio corresponds to the ratio resulting from the division of current assets by current liabilities.

(6) The general liquidity ratio corresponds to the division ratio of: (i) the result from the sum of current and non-current assets (except investment, fixed, and intangible assets); by (ii) the result of the sum of current liabilities and non-current liabilities.



2019: The Company did not contract new financing in 2019. The reduction in net debt is the result of the recognition of financial lease liabilities resulting from the adoption of the new IFRS 16/CPC 06 (R2) accounting standards, added to the raising of funds obtained in the *follow-on* carried out in May 2019, which increased the cash balance for the year. The debt ratio on December 31, 2019 was -2.3 and the current liquidity ratio was 2.8, while the general liquidity ratio went to 2.2 on December 31, 2019, showing the Company's ability to fulfill its long-term obligations.

2018: The Company did not contract any relevant new financing in 2018. The debt ratio on December 31, 2018 was 0.1 and the current liquidity ratio was 1.4, pointing out the maintenance of the Company's financial health to honor its short-term obligations.

2017: In 2017, the Company issued simple debentures, not convertible into shares, under the provisions of CVM Instruction 476, in the amount of R\$200.0 million, for the purpose of using funds for working capital, investments within the scope of the corporate purpose and/or prepayment of debts. The debt ratio as of December 31, 2017 was 1.1 and the current liquidity ratio was 1.7, a 10.0% growth over the previous year, showing that the Company kept its good financial health to fulfill its short-term obligations. When analyzing the general liquidity ratio of 1.1 on December 31, 2017, it is possible to confirm the Company's ability to fulfill its long-term obligations.

d. sources of financing used for working capital and for investment in non-current assets

2017 to 2019: Working capital and investments in non-current assets were financed chiefly from the Company's own funds arising from operating cash generation, from debentures issued by the Company, as detailed in section 10.1.f.i, and from funds originated from a subsequent issue of shares performed in May 2019.

e. financing sources for working capital and investments in non-current assets intended to be used to cover liquidity deficiencies

For now, the Company understands that it has no liquidity deficiencies. If there is a need to seek financing sources for working capital or non-current assets, the Company may: (i) seek lines of loans and financing with private banks, or (ii) issue debt securities, such as debentures.

It is also worth mentioning that the Company, despite understanding that it does not have any liquidity deficiencies, has pre-approved lines with private banks that can be accessed in the very short term.

f. levels of indebtedness and characteristics of such debts, also describing:

(i) relevant loan and financing agreements

The loans and financing taken by the Company, as well as the balance of each one at the end of every period, are shown in the table below:

(in thousands of Reals, unless otherwise stated)	Financial Charges	On December 31,		
		2019	2018	2017
Financial leasing	8.55% to 17.24%	241,340	42,189	63,454
BNDES PROSOFT	TJLP +1.5% to 1.52% pa	3,232	137,940	296,565
BNDES PSI	3.5% to 4.0% pa	2,227	18,224	36,701
BNDES Innovation	TJLP + 0.52% pa	888	2,404	3,897
BNDES Social	TJLP pa	-	714	1,560
Secured and other accounts		16	-	379
Loans and Finance		247,703	201,471	402,556



Current Liabilities	55,623	166,154	220,215
Non-current liabilities	192,080	35,317	182,341

(in thousands of Reals, except as otherwise stated)				On December 31,		
Issuance	Debentures	Annual financial charges	Unit price in Real	2019	2018	2017
Single series	200,000	105.95% of CDI rate	1.00	202,973	203,431	203,524
Premium for non-conversion of 2008 debentures				-	73,757	65,614
Total				202,973	277,188	269,138
Current liabilities				202,973	77,319	3,841
Non-current Liabilities				-	199,869	265,297

The amounts of loans and financing and debentures recorded in non-current liabilities at the end of each period have the following maturity schedule:

(In thousands of Reals)	On December 31,		
	2019	2018	2017
2019	-	-	226,466
2020	-	219,452	221,172
From 2021 on	192,080	15,734	-
Loans and financing and debentures (non-current liabilities)	192,080	235,186	447,638

Finance leasing: The Company and its subsidiaries have several finance lease agreements with contracted terms varying between 3 and 10 years connected to the purchase of electronic equipment, vehicles, rents, and facilities of the Company's units with interest rates between 15.12% to 17.24% for equipment and vehicles, and 8.55% to 10.16% for property lease agreements.

BNDES - National Bank for Economic and Social Development of Brazil: on September 13, 2013, the Board of Directors approved a loan from BNDES in the amount of R\$658.5 million with a 72-month amortization period, including a 24-month grace period on the principal amount; such loan was released upon proof of investments actually made, and divided into three subcredits:

- Subcredit "A" in the amount of R\$596.8 million, which will bear interests of 1.5% per year above the TJLP - Long-Term Interest Rate, to be used between years 2013 and 2015 to promote a qualitative evolution of solutions offered by the Company, under the BNDES PROSOFT Program;
- Subcredit "B" in the amount of R\$58.5 million, which will bear interests of 3.5% per year, to be used in to develop its platform known as "fluig", within the scope of the BNDES Investment Support Program - PSI, a Subprogram known as Innovation and Efficient Machines and Equipment;
- Subcredit "C" in the amount of R\$3.3 million, on which the Long-Term Interest Rate (TJLP) will apply, to be invested in social projects to be carried out by the Company.

The corporation TOTVS Large (formerly known as Bematech S.A.), a subsidiary of the Company, have also taken loans with BNDES, such as BNDES PROSOFT, BNDES Inovação, BNDES EXIM, BNDES Internacionalização, and



Finame (the latter two were already paid off) in the total amount of R\$76.8 million. On October 23, 2015, BNDES gave its consent for the Company to be added as a guarantor of such loan agreements. In addition, the loan and financing agreements contracted with BNDES by TOTVS Large are not guaranteed.

TOTVS 2017 debentures: On September 6, 2017, the Company issued unsecured, simple debentures, not convertible into shares, in a single series, the placement of which was made through a public offering with restricted distribution efforts. The Debentures had a unit face value of R\$1,000 (one thousand Reals), totaling R\$200 million on the issue date. The funds raised were fully used for working capital, investments within the scope of the Company's corporate purpose and/or prepayment of debts.

The payment of remuneration must be made every six months, from the date of issue, on March 15 and on September 15 of each year, being the first payment due on March 15, 2018 and the last payment due on the maturity date of the debentures, i.e., September 15, 2020.

The Debentures shall not have their Face Value per Unit monetarily updated. The Face Value per Unit of the Debentures will bear interest corresponding to 105.95% of the accrued variation of the average daily rates of DI, based on 252 working days.

The debenture indenture has early maturity clauses in case of noncompliance with certain financial and non-financial conditions, in addition to other ancillary obligations.

Premium for non-conversion of the 2008 debentures: on August 19, 2008, the shareholders approved a fundraising of R\$200.0 million through the issue of up to 100,000 ("Units"), represented by certificates of deposit of securities, composed of two non-detachable debentures, one of them being a convertible 1st series debenture and the other being a convertible 2nd series debenture. The total amount of principal and interests had its amortization completed in 2016.

The non-conversion premium for the 1st series debentures was updated by the IPC-A rate, increased by 8.0% per year, while the 2nd series premium was adjusted by the TJLP rate plus 5.0% per year.

None of the debenture holders chose to receive common shares, and the non-conversion premium was paid on August 19, 2019 in cash.

(ii) other long-term relationships with financial entities

The Company has no other relevant long-term relationships with financial entities other than those described in section 10.f.i.

(iii) degree of subordination among debts

Debts with BNDES have letters of guarantee from other banks, and leasing contracts have collateral for leased assets, while the non-conversion premium for debentures has a floating guarantee. The Company's other debts are unsecured, so there is no degree of subordination between them.

(iv) any restrictions imposed on the issuer, particularly regarding limits of indebtedness and contracting of new debts, distribution of dividends, disposal of assets, issue of new securities, and the disposal of controlling interest

BNDES TOTVS: The financing contracted with BNDES in 2013 sets forth that it is the Company's obligation to keep, during the effective term of the financing agreement, the following financial ratios, the calculation of which will be carried out based on the consolidated financial statements, subject to special review in the first semester, and a



full audit to be carried out at the end of the fiscal year by external auditors registered with the Brazilian Securities and Exchange Commission - CVM:

1. Shareholders' Equity ("SE") / Total Assets ("TA"): equal to or greater than 40.0%; and
2. Net Debt /Adjusted EBITDA: equal to or less than 1.5;

In the event of noncompliance with these stable indicators, the Company must provide collateral that is acceptable by BNDES in an amount corresponding to at least 130.0% of the amount corresponding to the outstanding balance in credit operations contracted with the BNDES System, with direct exposure, which exceeds 20.0% of the Company's Total Assets at the time, or else submit a surety bond to be provided by a financial entity with direct exposure, which exceeds 20.0% of the Company's Total Assets at the time.

In the event that the Net Debt/Adjusted EBITDA indicator is greater than 2.0, the Company must provide collateral, acceptable by BNDES, in an amount corresponding to at least 130.0% of the financing amount or of the debt resulting thereof, or to provide a surety bond in the total amount of the debt.

In addition, the financing agreement with BNDES may still have its early maturity if:

- it occurs or is changed, without BNDES' prior consent, after contracting the financing, or any lawsuit or event arise that may affect the guarantees made in favor of BNDES.
- there is a reduction in the Company's workforce, due to the project submitted to BNDES to get such financing, without offering a training program aimed at job opportunities in the region and/or a program for the relocation of workers in other companies.
- there is any convicting final judgment resulting from the practice of acts connected to child labor, slave labor or crime against the environment.
- a provision implying any restriction or loss of the ability to pay all financial obligations due under this operation is added to any corporate agreement, bylaws, or articles of incorporation of the Company or of the controlling companies thereof.

BNDES TOTVS Large: the financing contracted with BNDES by the subsidiary TOTVS Large has the following financial *covenants* :

Shareholders' Equity/ Total Assets: equal to or greater than 40.0%; and
 Net Debt /Adjusted EBITDA: equal to or less than 2.0.

It is worth mentioning that such *covenants* must be calculated based on the financial statements of TOTVS S.A., in the same way as the *covenants* of the loan taken by TOTVS S.A. from BNDES in year 2013.

TOTVS 2017 Debentures: the debentures issued by the Company in 2017 have the following *covenants*:

Net Debt /Adjusted EBITDA: equal to or less than 2.5.

As of December 31, 2019, 2018 and 2017, the Company and its subsidiary TOTVS Large were in compliance with all the conditions/ *covenants* set forth in their related loans and debentures contracts.

The debentures may be considered due in advance as early maturity, and in such case the Company will be immediately required to pay the face value per unit, or a balance of such face value per unit, upon the following events:



(i) adverse and unfavorable court decisions, which usually work as early maturity events for this kind of transaction, involving one single or an aggregate amount of R\$50 million; (ii) the Company ceases to have its diffuse, retail shareholder base and starts having a controlling Shareholder; or (iii) a mergers and acquisition occurs without the prior approval of the debenture holders, among other events.

g. limits for using those financing already contracted.

The limits of all financing taken from BNDES have already been fully used.

h. significant changes in each topic of the financial statements

CONSOLIDATED BALANCE SHEETS (in thousands of R\$)

	On December 31,			Vertical analysis			Horizontal analysis	
	2019	2018	2017	2019	2018	2017	19 vs. 18	18 vs. 17
Current Assets								
Cash and Cash Equivalents	1,538,156	452,799	387,169	43.5%	18.9%	15.5%	239.7%	17.0%
Investment guarantees	25,278	44,909	44,615	0.7%	1.9%	1.8%	-43.7%	0.7%
Accounts receivable from clients	453,118	504,056	515,545	12.8%	21.1%	20.7%	-10.1%	-2.2%
Allowance for expected loss	(102,123)	(118,518)	(89,032)	-2.9%	-5.0%	-3.6%	-13.8%	33.1%
Inventory	-	41,531	44,828	0.0%	1.7%	1.8%	-100.0%	-7.4%
Recoverable taxes	29,662	38,817	93,097	0.8%	1.6%	3.7%	-23.6%	-58.3%
Other current assets	60,184	56,540	42,124	1.7%	2.4%	1.7%	6.4%	34.2%
Total Current Assets	2,004,275	1,020,134	1,038,346	56.7%	42.7%	41.6%	96.5%	-1.8%
Non-Current Assets								
Investment guarantees	1,987	5,334	7,013	0.1%	0.2%	0.3%	-62.7%	-23.9%
Financial assets	71,955	69,171	57,645	2.0%	2.9%	2.3%	4.0%	20.0%
Accounts receivable	31,627	19,890	31,901	0.9%	0.8%	1.3%	59.0%	-37.7%
Recoverable taxes	-	236	20,695	0.0%	0.0%	0.8%	0.0%	-98.9%
Deferred Income Tax and Social Contribution	100,380	125,124	104,715	2.8%	5.2%	4.2%	-19.8%	19.5%
Escrow deposits with courts of law	65,059	65,965	61,127	1.8%	2.8%	2.5%	-1.4%	7.9%
Other assets	57,395	26,340	26,844	1.6%	1.1%	1.1%	117.9%	-1.9%
Investments	3,120	3,129	2,349	0.1%	0.1%	0.1%	-0.3%	33.2%
Fixed Assets	389,432	198,826	182,022	11.0%	8.3%	7.3%	95.9%	9.2%
Intangible assets	810,697	857,128	960,968	22.9%	35.8%	38.5%	-5.4%	-10.8%
Total Non-Current Assets	1,531,652	1,371,143	1,455,279	43.3%	57.3%	58.4%	11.7%	-5.8%
Total Assets	3,535,927	2,391,277	2,493,625	100.0%	100.0%	100.0%	47.9%	-4.1%



CONSOLIDATED BALANCE SHEETS (in thousands of R\$)

	On December 31,			Vertical analysis			Horizontal analysis	
	2019	2018	2017	2019	2018	2017	19 vs. 18	18 vs. 17
Current Liabilities								
Social and labor obligations	193,472	174,874	148,836	5.5%	7.3%	6.0%	10.6%	17.5%
Suppliers	63,821	113,907	108,424	1.8%	4.8%	4.3%	-44.0%	5.1%
Tax obligations	55,203	47,466	28,725	1.6%	2.0%	1.2%	16.3%	65.2%
Loans and financing	55,623	166,154	220,215	1.6%	6.9%	8.8%	-66.5%	-24.5%
Debentures	202,973	77,319	3,841	5.7%	3.2%	0.2%	162.5%	1913.0%
Payable commissions	46,035	43,166	39,769	1.3%	1.8%	1.6%	6.6%	8.5%
Dividends and interest on net equity payable	44,579	13,902	18,487	1.3%	0.6%	0.7%	220.7%	-24.8%
Investment acquisition obligations	32,554	59,597	47,561	0.9%	2.5%	1.9%	-45.4%	25.3%
Other liabilities	11,292	13,227	3,428	0.3%	0.6%	0.1%	-14.6%	285.9%
Total Current Liabilities	705,552	709,612	619,286	20.0%	29.7%	24.8%	-0.6%	14.6%
Non-current liabilities								
Loans and financing	192,080	35,317	182,341	5.4%	1.5%	7.3%	443.9%	-80.6%
Debentures	-	199,869	265,297	0.0%	8.4%	10.6%	0.0%	-24.7%
Allowance for contingencies	131,521	127,792	117,770	3.7%	5.3%	4.7%	2.9%	8.5%
Investment acquisition obligations	10,758	15,464	41,886	0.3%	0.6%	1.7%	-30.4%	-63.1%
Other liabilities	17,607	15,003	5,468	0.5%	0.6%	0.2%	17.4%	174.4%
Total Long-Term Liabilities	351,966	393,445	612,762	10.0%	16.5%	24.6%	-10.5%	-35.8%
Shareholders' Equity								
Capital stock	1,382,509	1,041,229	989,841	39.1%	43.5%	39.7%	32.8%	5.2%
Treasury stock	(62,531)	(70,026)	(71,495)	-1.8%	-2.9%	-2.9%	-10.7%	-2.1%
Capital reserve	875,979	169,907	165,079	24.8%	7.1%	6.6%	415.6%	2.9%
Other comprehensive results	22,051	20,704	1,728	0.6%	0.9%	0.1%	6.5%	1098.1%
Retained Earnings	234,389	125,228	170,799	6.6%	5.2%	6.8%	87.2%	-26.7%
Proposed additional dividends	24,817	-	5,442	0.7%	0.0%	0.2%	0.0%	-100%
Non-controlling shareholders' equity	1,195	1,178	183	0.0%	0.0%	0.0%	1.4%	543.7%
Total Shareholders' Equity	2,478,409	1,288,220	1,261,577	70.1%	53.9%	50.6%	92.4%	2.1%
Total Liabilities	3,535,927	2,391,277	2,493,625	100.0%	100.0%	100.0%	47.9%	-4.1%



Comments regarding the Company's consolidated balance sheet as of December 31, 2019 and 2018:

Current Assets: it represented 56.7% of Total Assets on December 31, 2019, an increase of 96.5% over December 31, 2018, impacted particularly by the 239.7% growth in Cash and cash equivalents when compared to 2018, resulting from the fundraising on the follow-on, which occurred in May 2019.

Non-current assets: even with the 12.1% increase in non-current assets, impacted mainly by the increase in fixed assets due to IFRS 16, non-current assets increased from 57.3% of total assets on December 31, 2018 to 43.3% on December 31, 2019, due to the significant increase in current assets resulting from the fundraising on the follow-on as mentioned above.

Current Liabilities: the 0.6% reduction in Current Liabilities, which went from 29.7% of Total Liabilities on December 31, 2018 to 20.0% on December 31, 2019, is the result of the payment of obligations by acquisition of investments and a lower volume of suppliers, offset by the transfer of the balance of Debentures from non-current liabilities to current liabilities, taking into account their maturity within 12 months.

Non-current liabilities: the 10.5% reduction in non-current liabilities, which went from 16.5% on December 31, 2018 to 10.0%, on December 31, 2019 is explained especially by the payment of obligations for acquisition of investment and transfer of debentures for the short term, offset by the recognition of the liability for leasing arising from the adoption of accounting standard CPC 06 (R2). This accounting standard sets forth a new accounting model for leasing, since on the date the lease starts, the lessee recognizes a lease liability to make payments (increasing the gross debt) and an asset representing the right to use the underlying asset during the leasing term.

Shareholders' Equity: the growth of 92.4% in Shareholders' Equity is a consequence of fundraising on the *follow-on*, in addition to the net income ascertained in fiscal year 2019.

Comments regarding the Company's consolidated balance sheet as of December 31, 2018 and 2017:

Current Assets: it represented 42.7% of Total Assets on December 31, 2018, impacted chiefly by the 17% growth in Cash and Cash Equivalents, which represented 18.9% of Total Assets on December 31, 2018 if compared to 15.5% on December 31, 2017, offset by the 33.1% increase in the allowance for expected loss and the 58.3% decrease in the line of taxes recoverable. The 34.2% variation in other assets is mainly due to the increase in contract assets generated by the increase in Recurring sales.

The increase in Cash and Cash Equivalents reflects the 29.2% growth in cash generated from operating activities in the period when compared to December 31, 2017.

Non-current Assets: the 5.8% reduction in non-current assets, which went from 58.4% of total assets on December 31, 2017 to 57.3%, on December 31, 2018, due to amortization of intangible assets during the fiscal year and the allowance for *impairment* of R\$87.0 million created on the assets of Hardware operation on December 31, 2018.

The reduction in Non-Current Assets at a level lower than the reduction in the Intangible assets was due to the 19.5% increase in the Deferred Income Tax and Social Contribution entry, due to temporary differences connected to provisions and also tax losses and negative bases of Income Tax and Social Contribution ascertained in investees; and the 9.2% increase in Fixed assets, as a result of renovations performed in branches throughout the period ended on December 31, 2018.

Current Liabilities: the 14.6% increase in Current Liabilities, which went from 24.8% of Total Liabilities on December 31, 2017 to 29.7% on December 31, 2018, is the result of the combination of following factors: (i) the increase of R\$73.5 million in the debentures entry, which moved from non-current to current; and (ii) the 65.2%



increase in tax liabilities, due to the growth in revenues and the corresponding taxes levied on them, as well as the growth in taxable profit after the impacts of the allowance for *impairment* created in the fiscal year, in the amount of R\$87.0 million.

Non-current liabilities: the 35.8% reduction in non-current liabilities, which went from 24.6% on December 31, 2017 to 16.5%, on December 31, 2018, is explained chiefly by the following factors: (i) reduction of 80.6% in the Loans and Financing line and 24.7% in the Debentures account due to amortization of debts and due to the transfer to Current Liabilities, offsetting with the 8.5% increase in allowance for contingencies, reflecting especially the progress of labor lawsuits, which had a greater impact in the last quarter of the year.

Stockholders' Equity: the 2.1% increase in Shareholders' Equity is a consequence, essentially, of the increase in the Capital Stock entry. The decrease in the Profit Reserve item is due to: (i) the capital stock increase, without issuing new shares, by capitalizing the retained earnings reserve, as decided at the Extraordinary General Meeting held in April 2018; and (ii) the R\$19.0 million increase in other comprehensive income, due to the aggregate adjustment of conversion to foreign currency related to Bematech's foreign operations.

INCOME STATEMENT

We present below the key income descriptions:

🟡 **Net Revenue**: the Company and its subsidiaries earn software revenue, comprising license fees, monthly software service, revenue from services provided, including implementation, customization, and consulting. Revenues are shown net of taxes, returns, rebates, and discounts, when applicable. Revenues are recognized in an amount that reflects the consideration to which the Company expects to be entitled to in exchange for the transfer of goods or services to a customer or client.

Software revenues are recognized according to the following criteria:

(i) A **license fee** is recognized at a given time when all risks and benefits connected to such license are transferred to the buyer upon availability of the software and the amount can be measured reliably, as well as it is probable that the economic benefits will be generated in favor of the Company.

(ii) Revenues **from Monthly software service** are recognized over time by the availability of the service, during the effective term of the contracts with clients.

(iii) **Service revenues represent a** performance obligation different from other services and are billed separately and recognized over time as the services are performed according to the schedule of performance and when there is a valid expectation of being received from the client. Billed revenues that do not meet the recognition criteria, do not comprise the balances of the corresponding revenue accounts and accounts receivable.

The Company uses the following definitions for revenue segregation: (i) recurring software revenues comprise software subscription, technical support, and technological evolution, and (ii) non-recurring software revenues include revenues from license fees and implementation and customization services.

Revenues are subject to the following taxes and contributions, at the following basic rates:



- Software revenues are subject to rates of 0.65% for PIS and 3.0% for COFINS. We adopt the non-cumulative regime for some revenues, being possible to discount credits earned on purchases and other expenses, which include the rates of 1.5% for PIS and 7.6% for COFINS;
- Tax on services (ISS) at rates ranging from 2% to 5%;
- Social Security Contribution on Gross Revenue (CPRB) of 4.5% for software revenues.

- **Sales Returns:** amounts regarding returns on hardware sales, and cancellations of software services are recorded as deductions from gross operating revenue.
- **Costs:** software costs are composed especially of salaries for consulting and support personnel and include costs of acquiring a database and the price of licenses paid to third parties in case of software bought from third parties and resold to clients.
- **Research and development:** expenses with salaries and charges of the research and development team incurred by the software development area, connected to new products or technological innovation of existing software, are recorded as expenses for the fiscal year in which they are incurred and are stated separately from the selling costs, as operating expenses.
- **General and Administrative Expenses:** general and administrative expenses are incurred in managing and providing support to operational activities. The Company's main general and administrative expenses are personnel expenses and allowance for contingencies.
- **Financial Result:** the financial result is the difference between financial income and expenses. The key groups that make up the financial result are interest on loans and financing, and income from financial investments.
- **Current and Deferred Income Tax and Social Contribution:** the allowance for income tax and social contribution is connected to the taxable income for the fiscal years, with retail rates of 25% for IRPJ (companies' income tax) and 9% for CSLL (social contribution on net profit). The Company's effective rate is composed of current and deferred income tax and social contribution according to the best accounting practices.



COMPARISON BETWEEN THE FISCAL YEARS ENDED ON DECEMBER 31, 2019, 2018, AND 2017

(in thousands of R\$)	Fiscal year ended on December 31,			Vertical analysis			Horizontal analysis	
	2019	2018	2017	2019	2018	2017	19 vs. 18	18 vs. 17
Net revenue from software	2,282,124	2,111,160	1,992,911	100.0%	100.0%	100.0%	8.1%	5.9%
Cost of software	(743,855)	(739,210)	(715,470)	-32.6%	-35.0%	-35.9%	0.6%	3.3%
Gross profit	1,538,269	1,371,950	1,277,441	67.4%	65.0%	64.1%	12.1%	7.4%
Operating revenue (expenses)								
Research and development	(397,824)	(382,078)	(343,373)	-17.4%	-18.1%	-17.2%	4.1%	11.3%
Selling and marketing expenses	(423,997)	(386,150)	(384,309)	-18.6%	-18.3%	-19.3%		
General and administrative expenses	(239,791)	(228,165)	(234,705)	-10.5%	-10.8%	-11.8%	5.1%	-2.8%
Depreciation and amortization	(147,033)	(122,291)	(142,748)	-6.4%	-5.8%	-7.2%	20.2%	-14.3%
Allowance for expected loss	(28,434)	(36,992)	(31,970)	-1.2%	-1.8%	-1.6%	-23.1%	15.7%
Other revenues (expenses)	24,262	9,381	(1,108)	1.1%	0.4%	-0.1%	158.6%	-946.7%
Operating profit before financial effects and equity method	325,452	225,655	139,228	14.3%	10.7%	7.0%	44.2%	62.1%
Financial Income								
Financial revenues	69,312	37,895	49,117	3.0%	1.8%	2.5%	82.9%	-22.8%
Financial expenses	(70,489)	(78,357)	(88,302)	-3.1%	-3.7%	-4.4%	-10.0%	-11.3%
Result of equity method	(248)	(517)	(69)	-	-	-	-	-
Profit before taxes	324,027	184,676	99,974	14.2%	8.7%	5.0%	75.5%	84.7%
Income tax and social contribution	(70,111)	(46,941)	(11,195)	-3.1%	-2.2%	-0.6%	49.4%	319.3%
Net profit (loss) from continuing operations	253,916	137,735	88,779	11.1%	6.5%	-4.5%	84.4%	55.1%
Net profit (loss) from discontinued operation	(43,268)	(77,092)	4,479	-1.9%	-3.7%	0.2%	0.0%	0.0%
Net profit of the fiscal year	210,648	60,643	93,258	9.2%	2.9%	4.7%	247.4%	-35.0%

Comments regarding the Company's consolidated financial and operating performance between the fiscal years ended on December 31, 2019 and 2018:

Net Income

The Company's Net Income, which comprises net revenue from software, totaled R\$2,282.1 billion in the fiscal year ended on December 31, 2019, which is an increase of R\$170.9 million, or 8.1% when compared to the previous fiscal year. Such growth is mainly due to the acceleration of Recurring Revenue, which grew 2 digits in all quarters of 2019, closing the year with an increase of 11.8% compared to 2018 and reaching a share of 75.3% in the Net revenue of the fiscal year.

Costs

The Company's cost of software for the fiscal year ended on December 31, 2019 was of R\$743.9 million, an increase of R\$4.6 million, or 0.6% compared to 2018. The evolution of Net Revenue and the maintenance of cost levels caused the Gross Margin to expand by 240 base points, reaching 67.4%.



Expenses

- **Research and Development** - This entry reflects especially the greater efficiency in the allocation of investments in R&D and the higher level of investments made in 2018 related to changes in the tax laws of that period. This gain in efficiency in distributing investments can be seen in the annual comparison, as such these expenses dropped from 18.1% in the 2018 Net Revenue to 17.4% in the 2019 Net Revenue. Such reduction is even more relevant when considering: (i) the higher level of bonus allowance due to targets achieved in the fiscal year; (ii) the increased allowance of Long-Term Incentive Plan (ILP) based on shares; (iii) the establishment of the Techfin team.
- **Sales and Marketing Expenses** - Comparing 2019 vs. 2018, the increase of this entry over Revenue was only of 30 base points, reaching 18.6% of Net Revenue, mainly due to: (i) the increase in sales volume through franchises; (ii) the impact of R\$2.1 million in expenses with terminations due to the adjustments in sales team, on an extraordinary basis, even with the increase in the allowance for long-term incentive plan (ILP) that took place this year.
- **General and Administrative Expenses and Allowance for Contingencies** - In 2019, as a percentage of Revenue, these expenses decreased by 40 base points compared to 2018 figures, negatively impacted by: (i) R\$2 million in expenses with M&As in the period; (ii) R\$1.6 million of extraordinary expenses with personnel termination; (iii) increase in the allowance for bonuses; and (iv) allowance to grant shares carried out in Q2 2019, according to the Long-Term Incentive Plan (ILP).
- **Depreciation and Amortization Expenses** - Depreciation expenses grew 84.0% compared to 2018, mainly due to the impact of the application of IFRS 16 in the period. On the other hand, amortization expenses decreased in the annual comparison due to the end of assets amortization arising from acquisitions made in previous years.
- **Allowance for Doubtful Accounts** - in the annual comparison, it decreased 23.1% compared to 2018, reaching 1.2% of Revenue. Such decreased levels in this allowance result from the reduction in *churn* and the general level of default in our customer base, which in part can also be regarded to the increased share of recurring sales in the Company's Revenue.
- **Other Operating Income (Expenses)** - This topic was impacted in 2019 by the reversal of the earn-out allowance by R\$3.7 million, bound to the acquisition of share interest in the company RJ Participações, in addition to the positive effect of R\$11.7 million from the sale of CiaShop to VTex.
- **Financial Result** - The Financial Result in 2019 was mostly impacted by: (i) the increase in Financial Revenue resulting from the investment of funds from the *follow-on* and cash generation; and (ii) reduction in gross debt, partially offset by financial expenses resulting from the application of IFRS 16 on lease agreements maintained by the Company.
- **Income Tax and Social Contribution** - In the annual comparison, the higher volume of Interest on Net Equity, together with expenses with issue of shares, led to a total effective rate 380 base points lower than that ascertained in 2018.

The **Net Profit from the Company's continued operation** for the fiscal year ended on December 31, 2019 totaled R\$253.9 million, which is an increase of R\$ 116.2 million, or 84.4% compared to 2018, which totaled R\$137.7 million. In general, such increase reflects the better performance of operations as detailed in the previous topics.



Net loss from discontinued operation

The Net Loss from the Company's discontinued operation of fiscal year 2019 totaled R\$43.3 million, which is an improvement of R\$33.8 million over 2018, which totaled R\$77.1 million. The main impact arises from the allowance for recoverable amounts from the sale of assets from hardware operations in the amount of R\$48.8 million, or R\$ 32.2 million net of taxes.

Comments regarding the Company's consolidated financial and operating performance between the fiscal years ended on December 31, 2018 and 2017:

Net revenue from software

The Company's net revenue from software for the fiscal year ended on December 31, 2018 was of R\$2,111.2 million, which is an increase of R\$118.2 million or 5.9% compared to the fiscal year ended on December 31, 2017 when the Company had a net revenue of R\$1,992.9 million. Such growth was mainly due to:

- (i) the growth of R\$80.8 million, or 5.5%, in revenues from recurring software sales, which increased from R\$1,466.4 million in 2017 to R\$1,547.2 million in 2018, chiefly as a result of the acceleration in sales growth and, in on a smaller scale, the 12-month accrued increase in the IGP-M rate over 2018, and now it corresponds to 73.3% of Software Revenue; and
- (ii) increased sales of non-recurring software licenses, which totaled R\$177.7 million in 2018, which is a rise of R\$11.1 million, or 6.6%, compared to 2017, and due to the higher levels of service sales, which totaled R\$386.3 million and increased R\$26.4 million, or 7.3% over 2017.

Costs

The Company's cost of software for the fiscal year ended on December 31, 2018 was of R\$739.2 million, an increase of R\$23.8 million, or 3.3% compared to 2017, which was below the growth of 5.9% of Software Revenue.

Such growth results from the greater allocation of people from the service team in support activities to meet the increased demands arising from new regulations (e.g. e-Social, which is an integrated system for Brazilian employers to comply with all labor-related obligations) implemented throughout 2018.

Expenses

The Company's Research and Development expenses connected to the fiscal year ended on December 31, 2018 totaled R\$382.1 million, which is an increase of R\$38.7 million, or 11.3% over 2017, reflecting: (i) the increase in expenses with innovation in the period, (ii) increase in expenses connected to development efforts related to new regulations and; (iii) exchange rate effects on the structure of TOTVS Labs in California, USA.

The Company's Sales and Marketing Expenses connected to the fiscal year ended on December 31, 2018 totaled R\$386.2 million, an increase of 0.5% compared to 2018, which totaled R\$384.3 million.

The Company's General and Administrative Expenses connected to the fiscal year ended on December 31, 2018 totaled R\$228.2 million, a reduction of R\$6.5 million, or 2.8% over 2017, which totaled R\$234.7 million. Such reduction reflects the gain in operational efficiency and is mainly bound to the integration of administrative operations completed in Q1 2017.



Depreciation and Amortization

The Company's Depreciation and Amortization entry related to the fiscal year ended on December 31, 2018, totaled R\$122.3 million, a decrease of R\$20.5 million, or 14.4% over 2017. Such reduction reflects especially the end of the amortization of intangible assets resulting from the merger of Datasul.

Allowance for expected loss

The Provision for expected loss of the Company for the fiscal year ended on December 31, 2018 totaled R\$37.0 million, an increase of R\$5.0 million, or 15.7% over 2017, which totaled R\$32.0 million. Such increase reflects the increase in customer defaults, chiefly in the new model of allowance/provision established by IFRS9/ CPC48, in particular the growth in requests for court-supervised reorganization and the financial difficulties faced by clients/customers, resulting from the Brazilian macroeconomic scenario in the period.

Financial Result

The Company's Financial Result for the fiscal year ended December 31, 2018 totaled a net financial expense of R\$40.5 million, remaining stable compared to 2017 when it totaled R\$39.1 million. This account remained stable, reflecting the combination of the following factors: (i) reduction in income from financial investments as a result of the reduction in the SELIC rate, which does not impact our financial liabilities in the same proportion; and (ii) reduction in income from monetary restatement of tax credits, which were offset by the increase in expenses with monetary restatement due to the higher balance of allowances for contingencies.

Income tax and Social contribution

The amount of the Company's Income Tax and Social Contribution for the fiscal year ended on December 31, 2018 totaled R\$46.9 million, an increase of R\$35.7 million or 319.3% over 2017, which totaled R\$11.2 million. Such increase is mainly due to: (i) lower share of Interest on Net Equity in contrast to earnings before income tax, as a consequence of the Controlling Company's lower taxable income in 2018; (ii) lower share of the tax incentive for innovation in contrast to net profit before income tax.

Net Profit

The Company's Net Profit for the fiscal year ended on December 31, 2018 totaled R\$60.6 million, a reduction of R\$32.6 million or 35% over 2017, which totaled R\$93.3 million. In general, the most relevant factor for the profit decrease in 2018 was the creation of an allowance for *impairment* in the amount of R\$87.0 million recorded in the hardware operation account, as commented in Other Net Operating Income (Expenses).

CASH FLOW STATEMENTS

The table below shows information extracted from the Company's Cash Flow Statements for fiscal years ended on December 31, 2019, 2018 and 2017. This table shows the key items that impacted the corresponding activities and, therefore, the Company's cash and cash equivalents.

COMPARISON BETWEEN CASH FLOWS FOR FISCAL YEARS ENDED ON DECEMBER 31, 2019 AND 2018

(In thousands of Reals)	Fiscal year ended on December 31, 2019	Fiscal year ended on December 31, 2018	HA (%)
Net cash generated from operating activities	345,299	417,838	-17.4%
Net cash used in investment activities	(36,881)	(94,044)	-60.8%
Net cash used in financing activities	776,939	(258,164)	-400.9%
Increase (Decrease) in cash and cash equivalents	1,085,357	65,630	1553.8%



Review of the key variations for the fiscal year ended on December 31, 2019 compared to the fiscal year ended on December 31, 2018

Cash generated from operating activities in fiscal year ended on December 31, 2019 was of R\$345.3 million, a decrease of R\$72.5 million, or 17.4% compared to 2018, due to the increase of working capital needs, due to the higher level of tax credits used in 2018, because of the payment of labor obligations with extraordinary costs of termination of personnel and the higher volume of interests paid, especially for the payment of the non-conversion premium of debentures.

Cash invested in investment activities for fiscal year ended on December 31, 2019 was of R\$36.9 million, a reduction of R\$57.2 million, or 60.8% compared to 2018, due to the amounts received from the sale of both Ciashop and the hardware operation in 2019.

Cash used in financing activities for fiscal year ended on December 31, 2019 was of R\$776.9 million, or 400.9% compared to 2018, impacted by fundraising in the *follow-on*.

COMPARISON BETWEEN CASH FLOWS FOR FISCAL YEARS ENDED ON DECEMBER 31, 2018 AND 2017

(In thousands of Reals)	Fiscal year ended on December 31, 2018	Fiscal year ended on December 31, 2017	HA (%)
Net cash generated from operating activities	417,838	329,772	26.7%
Net cash used in investment activities	(94,044)	(50,312)	86.9%
Net cash used in financing activities	(258,164)	(107,063)	141.1%
Increase (Decrease) in cash and cash equivalents	65,630	172,397	-61.9%

Review of the key variations in fiscal year ended on December 31, 2018 compared to the fiscal year ended on December 31, 2017

Cash generated from operating activities in the fiscal year ended on December 31, 2018 was of R\$417.8 million, which is an increase of R\$88.1 million or 29.2% compared to fiscal year ended on December 31, 2017, mainly due to the increase in net income adjusted by the allowance for *impairment* of hardware operation, reduction in stock due to the better management of hardware raw material and the offsetting of tax credits throughout 2018.

Cash invested in investment activities in fiscal year ended on December 31, 2018 was of R\$94.0 million, which is an increase of R\$43.7 million, or 86.9% compared to the fiscal year ended on December 31, 2017, mainly due to cash investments in electronic equipment such as laptops and servers, and also renovations in the facilities of the Belo Horizonte and Joinville units.

Cash used in financing activities in fiscal year ended on December 31, 2018 was of R\$258.2 million, an increase of R\$151.1 million, or 141.1% compared to the fiscal year ended on December 31, 2017, mainly due to the raising of debentures in the amount of R\$200 million in 2017, which was partially offset by payment of the financing taken from BNDES.



10.2 - Operating and Financial Result

a Results of the issuer's operations, especially:

i. description of any important accounts making part of revenue

The criteria for revenue recognition in their entirety have not had significant changes that could compromise their comparability in fiscal years 2017, 2018 and 2019.

In 2018, the Company adopted a new standard for presenting its financial and operating performance. Such change was due to the separation of Software results from Hardware ones, aiming at presenting the performance of the Software business more clearly, since the Company showed interest in divesting its Hardware operations.

The Company and its subsidiaries have software revenues comprising license fees, recurring software, service revenues, including implementation, customization, and consulting.

Revenues are shown net of taxes, returns, rebates, and discounts, when applicable. Revenues are recognized in an amount that reflects the consideration to which the Company expects to be entitled to in exchange for the transfer of goods or services to a customer or client.

Software revenues are recognized according to the following criteria:

(i) A license fee is recognized at a given time when all risks and benefits connected to such license are transferred to the buyer upon availability of the software and the amount can be measured reliably, as well as it is probable that the economic benefits will be generated in favor of the Company.

(ii) Revenues from Monthly software service are recognized over time by the availability of the service, during the effective term of the contracts with clients.

(iii) Service revenues represent a performance obligation different from other services and are billed separately and recognized over time as costs are incurred connected to the total expected costs, performed according to the schedule of performance and when there is a valid expectation of being received from the client. Billed revenues that do not meet the recognition criteria, do not comprise the balances of the corresponding revenue accounts and accounts receivable.

The Company uses the following definitions to separate revenues:

(i) Recurring Software Revenues comprise software subscription, maintenance (technical support and technology evolution) and recurring services (Cloud and other additional services); and

(ii) Non-Recurring Software Revenues include revenues from license fees and implementation and customization services.

ii. Factors that materially affected the operating results

The key factors that impacted the Company's operating results in fiscal years ended on December 31, 2019, 2018 and 2017 were the following:



- (i) **Change of strategy in the hardware business:** the change of strategy in the hardware operation made the Bemacash solution (which changed its name to Eleve from 2020 on) to become agnostic (i.e., able to operate on various devices and interact with any systems) combined with the migration of the TEF (Electronic transfer of funds) structure for the software operation, resulted in a allowance for *impairment* for hardware operation in the amount of R\$87.0 million, impacting the 35% reduction in net income during fiscal year 2018. After the transfers of the abovementioned operations, in 2019 the Company sold its Hardware operations.
- (ii) **Drop in economic activity:** the decreased level of activity in the Brazilian economy observed in the past few years has been directly impacting clients' appetite to invest in software solutions, often postponing their decision. In such a scenario, new clients end up asking for a greater extension in the payment term, in addition to sales conditions below the historical average that the Company has practiced in recent years, thus impacting the average ticket.
- (iii) **New software sales modality:** following a market trend, clients have sought to hire software under the "software as a service" (SaaS) model based on monthly and successive payments, without the need for high short-term investments as required in the traditional licensing model. This model is preferred for medium- and small-sized clients, a profile that is majority at the Company's client base;
- (iv) **Investments in research and development:** one of the Company's business leverage hallmarks is innovation in new solutions and technologies. Even in a scenario of economic downturn, the Company has been keeping high investments in research and development. Research expenses in fiscal years ended on December 31, 2019, 2018 and 2017 correspond to 17.4%, 18.1% and 17.2% of the net revenues from software sales for the aforementioned fiscal years, respectively; and
- (v) **Tax benefits:** the Company takes advantage of certain tax benefits, including benefits connected to innovation and payroll tax exemption. Despite the fact that such tax benefits are not material, they improve the Company's financial performance and we cannot assure that we will continue to enjoy such benefits.
- (vi) **Adoption of the IFRS 16:** On January 1st, 2019, the new standard that governs the accounting treatment of Leasing Operations [IFRS 16/CPC 06 (R2)] issued by IASB and CPC [Brazilian Committee of Accounting Standards], respectively, became effective. To implement such standard, the Company adopted the modified retrospective approach. As a result, the financial information as of December 31, 2018 and 2017 were not adjusted to reflect the adoption of IFRS 16/CPC 06 (R2) and, therefore, cannot be compared with the financial information as of December 31, 2019, which reflect the effects of adopting such newer standard. Such IFRS-16/CPC06 (R6) sets forth a new accounting model for leasing, through which on the date the lease starts, the lessee recognizes a lease liability to make payments (increasing the gross debt) and an asset representing the right to use the underlying asset during the leasing term. Accordingly, interest expenses on the leasing liability and the expense for depreciation of the right to use the asset will be recognized in the operating result, instead of the previously system through which lease expenses were recognized in the Company's operating result.

iii. Variations in revenues attributable to changes in prices, exchange rates, inflation, changes in volumes and introduction of new products and services

Revenues from Recurring Software, which represented 75.8% of the Company's Total Net Revenue for the fiscal year ended in 2019 (73.3% in the same period of 2018) are indexed to the IGP-M rate (General Market Price Index) and the IPC-A rate, being updated according to the "anniversary" of each contract executed with clients.



Regarding inflation, such IGP-M rate had a significant monthly variation during the year and closed with an accrued increase of 7.3%, while the IPCA had variation of 4.31%, which means a 0.56 percentage point above the 3.75% registered in 2018. As for monetary policy, the SELIC rate started the year at 6.5%, going through four reductions that led it to end the year at the historic low figure of 4.5%. Such scenario boosted the great demand for variable rate investments, which positively impacted the market of securities, with the IBOVESPA rate breaking consecutive historical records in 2019 and reaching 115 thousand points, which represented a growth of 31.6% compared to 2018. According to data released by the United Nations Conference on Trade and Development (UNCTAD), Brazil was the 4th destination that most attracted foreign investments in the year, reaching the mark of US\$75 billion in 2019, against US\$60 billion in 2018: an increase of 26% in the period.

In 2018, with regard to inflation, the IGP-M rate had an significant monthly variation during the year and closed with an accrued increase of 7.5%, while the IPC-A rate reached 3.8%, i.e., 0.8 percentage point above the 3.0% registered in 2017. As for monetary policy, it was conducted by COPOM (Monetary Policy Committee of Brazil) based on maintaining the SELIC interest rate below the structural interest rate, closing the year at 6.5%. In turn, the Long-Term Interest Rate (TJLP) had a significant change in 2018, when the National Monetary Council of Brazil (CMN) approved a regulation that governs the automation of the calculation and disclosure of the rate, in line with the provisions of the law. The unemployment rate, after reaching 12.8% in 2017, started its downward trend in 2018, albeit to a degree below expectations, probably consolidating at 12.2%. In addition, default rates, both for individuals and companies, have returned to the levels recorded before the financial crisis, approaching 2%.

In 2017, inflation measured by the IPC-A rate ended the year at 2.95%, a rate below the floor of the target set by the Central Bank of Brazil, being at the lowest level of the past 19 years. The Brazilian benchmark SELIC interest rate, which closed 2016 at 13.75%, reached 7.25% in December 2017, while the United States registered an accumulated increase of 1.99%.

b. Impact of inflation, changes in prices of key inputs and products, exchange and interest rates on operating results and financial results of the issuer

The Company's operating result may be affected by economic changes, especially with regard to the Brazilian short- and long-term interest rate, inflation index, and exchange rate policy. However, from the historical point of view, such changes have had their effect mitigated for the Company due to the dispersion of its installed client base, composed of companies of practically all sizes and sectors of the Brazilian economy.

Several services used by the Company have their values updated based on the variation of the Brazilian inflation rates known as IGP-M and the IPC-A, including personnel expenses (salaries, charges, and benefits), in addition to other expenses, such as travel, communication and rent, which are also influenced by such inflation rates. However, such impact is mitigated as recurring revenues are also indexed by inflation, chiefly by the IGP-M.

The impact of the 12-month weighted average of the IGP-M rate on the Company's recurring revenues, disregarding the cancellation of recurring maintenance and subscription agreements, resulted in a positive impact on the Company's total net revenue of approximately 5.9% in 2019, 3.5% in 2018, and 2% in 2017. On the other hand, the impact of the 12-month weighted average IGP-M and the average IPC-A rates on the Company's operating costs and expenses was of approximately 4% in 2019, 3% in 2018, and 6% in 2017.

The variation in interest rates in Brazil may indirectly influence the Company's operating results, as any increase in such rates may lead to a retraction in technology investments made by current clients and potential clients. Thus, it is not possible to dimension the real impact of the variation in interest rates on the Company's operating result, but it is worth mentioning that, historically, in periods when the benchmark SELIC rate rose, the Company did not fail to record growth in sales.



As regards financial results, the financing taken by the Company basically comes from BNDES lines and non-conversion premium bound to the long-term interest rate (TJLP) and to the IPCA rate, as applicable, more recently, to non-convertible debentures bound to the variation of the Interbank Deposit Certificate (CDI). In the fiscal year ended on December 31, 2019, interests incurred connected to loans, financing, and debentures represented 65.6% of financial expenses, compared to 67.3% in the fiscal year ended on December 31, 2018 and 67.5% in the fiscal year ended on December 31, 2017.

The Company's debt is exposed to the following indicators in each period stated below:

Operation	Risk	Indicators
BNDES financing bound to TJLP rate	TJLP	TJLP + 0.52% at 1.52% pa
Debentures	CDI	105.95% of CDI rate

The Company has financial investment policies that require investments to focus on low-risk securities and investments in first-tier financial entities and are substantially remunerated based on percentages of the Interbank Deposit Certificate (CDI) variation. Financial income from such investments, which are bound to interest rates, in the fiscal year ended on December 31, 2019 represented 87.9% of financial income, compared to 68.6% in the fiscal year ended on December 31, 2018 and 50.0% in the fiscal year ended December 31, 2017.

In addition, revenues of some subsidiaries that operate internationally are exposed to exchange rate risk arising from exposures in certain currencies such as the United States of America Dollar (USD), Argentine Peso (ARS), Mexican Peso (MXN), Chilean Peso (CLP) and the Russian Ruble. The Company endeavors efforts so that its net exposure is maintained at an acceptable level in accordance with the policies and limits determined by Management.



10.3 - Events with significant, occurred, and expected effects on the financial statements

a. acquisition or sale of operating segment

Aiming at expanding the Company's strategic focus on software operations, the Management decided to sell its hardware operations in 2019. The result of such sale of its hardware operations generated a net loss of R\$ 44,946 recorded under the account "Loss from discontinued operations".

Upon such scenario, the result of the hardware operation was classified as a discontinued operation, pursuant to IFRS 05/ CPC 31, disclosed in a separate line on the Company's income statement on December 31, 2019, 2018 and 2017 on a comparative basis.

In order to contribute to achieve its strategic purposes, the Company constantly assesses investment and divestment opportunities. The main operations carried out by Company are shown in paragraph b. of this section.

b. creation, acquisition, or disposal of equity interest

The key mergers, acquisitions, and disposals made by the Company in the last 3 years are listed below, in chronological order:

2020

Neolog - on January 28, 2020 the Company acquired the remaining 40% interest in the capital of the subsidiary Neolog for the amount of R\$7,120, with the put option being exercised by the selling shareholder. The Company also had a call option, which was recorded under the entry "Investment acquisition obligations"

2019

Ciashop - On May 9, 2019, the Company entered into a contract to sell 70.47% of interests it held in Ciashop's share capital to VTEX S.A. for the amount of R\$21,175. This transaction was completed on July 31, 2019, after being approved by the Brazilian antitrust authorities. The net gain from the sale of Ciashop was recorded under the account "Other operating income and expenses" on the income statement.

Hardware Operations - On October 24, 2019 the Company announced the completion of the sale of its Brazilian hardware operations, through the subsidiary Bematech Hardware Ltda. to ELGIN S.A. for the amount of R\$25,000, which is subject to a possible price adjustment to be determined under the terms set forth in the contract that governs such transaction.

On November 6, 2019, the sale of Bematech International Corporation (BIC) to Reason Capital Group LLC. was completed, pursuant to an agreement executed on July 2, 2019, for the amount of US\$4.4 million - corresponding to R\$17,528, after adjustments set forth in the agreement, of which US\$1.5 million - corresponding to R\$5,988 - were retained as collateral and shall be released by November 5, 2022.

Supplier - on October 28, 2019, the Company announced the acquisition of 88.8% of the share capital of Supplier, a company focused on B2B credit between customers and suppliers, for the amount of R\$455.2 million. Mauro Wulkan and Eduardo Wagner, founders of such acquired company, remain as managers and shareholders, holding 11.2% of its share capital. This is the first acquisition made by the Company after raising more than R\$1 billion with the follow-on (subsequent offering of primary shares), carried out in May 2019. Such acquisition has already been approved by the Brazilian antitrust authorities, but its closing is subject to compliance with other conditions precedent usual for this type of transaction. In addition, payment of a supplementary purchase price to the sellers



is also set forth, subject to the achievement of targets determined for Supplier to achieve for years 2020 and 2021.

Supplier came to accelerate the Company's Techfin strategy, which aims at simplifying, expanding, and making cheaper clients' access to credit and other financial services. Over the next few months, the Company and Supplier will develop a technological platform that will allow full integration with companies' management systems, aiming at a frictionless journey for clients and suppliers. Such platform will also allow the use of big data, seeking to continuously improve credit approval algorithms.

Consinco - on December 27, 2019 the Company announced the acquisition of 100% of the shares of Consinco S.A. for the amount of R\$ 197 million, paid at the closing of the transaction carried out on January 30, 2020. In addition, a supplementary purchase price of up to R\$55 million may be paid, subject to the achievement of targets set for Consinco for years 2020 and 2021 and the fulfillment of other conditions.

Consinco is the leading provider of management systems for supermarkets and self-service wholesalers (wholesale, i.e. wholesale and retail) in the Brazilian market. With such move, the Company is increasing its presence in the retail segment and consolidating its leadership position in the vertical segment of supermarkets, the end of a long value chain that also enables the generation of significant synergies through the offering of financial services solutions, such as B2B credit, from the Techfin division.

2018

RJ Participações: on May 9, 2018, the subsidiary Bematech S.A. (currently known as TOTVS Large) exercised an additional purchase option of an additional 20% of the share capital of RJ Participações, reaching a share of 80%. The amount for such acquisition was R\$9.9 million, of which R\$4.3 million was paid on the date the option was exercised, and the remainder was paid over fiscal year 2019. In such same transaction the option to buy and sell the remaining 20% interest was extended to 2021 to be measured based on the performance metrics of 2020. As the initial contract to acquire RJ Participações had already provided for the purchase and sale options of the remaining stake, the Company consolidates 100% of its results and maintains an estimate of the payment under the liability account as "Investment acquisition obligations". During fiscal year 2019, the amount of R\$3.7 million related to the Earnout of the acquisition of RJ Participações was reversed because the targets set forth in the stake acquisition agreement were not achieved.

Passlack: on August 1, 2018, the subsidiary TFS Soluções em Software Ltda. acquired and merged Passlack Consultoria em Informática Ltda., a company focused on development and support for the *Financial Services* segment for R\$8.2 million. Passlack's net assets were incorporated according to the shareholders' equity appraisal report, approved at a partners' meeting together with the corresponding merger protocol and justification.

c. unusual events or operations

On December 4, 2019 the Company informed in a Notice to the Market that the Lease Agreement executed on October 16, 2013 between the Company and the corporation VIP VII - Empreendimentos e Participações S.A., the purpose of which is to lease the property in which the headquarters of TOTVS are installed was no longer a contract with a Related Party, in view of the change in the corporate structure of VIP VII, according to a material fact disclosed by the securities brokers Credit Suisse Hedging-Griffo, as the managing institution of CSHG Real Estate - Fundo de Investimento Imobiliário - FII, on the same date.



10.4 - Material changes in accounting practices - Qualifications and emphases in the auditor's report

a. material changes in accounting practices

On January 1, 2018 the new accounting standards issued by the IASB (*International Accounting Standards Board*) and CPC (Brazilian Committee of Accounting Standards) became effective, which resulted in the changes listed below:

IFRS-9/ CPC-48 - Financial Instruments: it sets forth, among other requirements, a new model of *impairment* of financial assets for expected and incurred losses, replacing the previous model that considered only the losses incurred based on mere signs of default. The application of such standard resulted in the creation of an additional allowance for settlement credits, based on the historical loss determined in each "aging-list" range of the accounts receivable portfolio, including those due, combined with the clients' payment likelihood provided by credit protection entities.

IFRS-15/CPC-47 - Agreements with Clients: this standard sets forth new requirements to recognize revenues from agreements with clients based on the fulfillment of the so-called "performance obligations" (deliveries) and requires the deferral of the incremental costs incurred in sales. The application of this standard resulted in the recognition of recurring maintenance and subscription revenues during the grace periods, as well as the deferral of selling expenses and the allowance of commission expenses, as a way to "linearize" the result throughout the estimated life of such agreements. The service revenue recognition method have also had adjustments, starting to calculate the percentage of completion of projects (PoC - Percentage of Completion) based on the costs incurred compared to the updated estimates of total costs required to complete the projects.

On January 1, 2019 the new accounting standard issued by IASB (*International Accounting Standards Board*) and CPC (Brazilian Committee of Accounting Standards) came into effect:

IFRS 16/CPC 06 - Sets forth a new accounting model for leasing, through which on the date the lease starts, the lessee recognizes a lease liability to make payments (increasing the gross debt) and an asset representing the right to use the underlying asset during the leasing term. Accordingly, interest expenses on the leasing liability and the expense for depreciation of the right to use the asset will be recognized in the operating result, instead of the previously system through which lease expenses were recognized in the Company's operating result.

b. material effects of changes on accounting practices

On January 1, 2019, the adoption of IFRS 16/ CPC 06 (R2) resulted in an increased fixed assets of R\$236.8 million and a leasing liability (current and non-current) and other non-current liabilities in the amount of R\$236.8 million. As part of the recognition of the right to use real estate assets for the contracted period, the Company reversed the deferred amount from the grace period applied to some lease agreements which resulted in an increase of Shareholders' Equity of R\$4.3 million.

On January 1, 2018 the initial adoption of IFRS 9/ CPC 48 and IFRS 15/ CPC 47 generated a reduction in Shareholders' Equity of R\$ 8.0 million.

In the fiscal year ended on December 31, 2018 the adoption of IFRS 9/ CPC 48 resulted in an increased expense of R\$6.2 million in the allowance for doubtful accounts, while IFRS 15/ CPC 47 resulted in an increase of R\$9.2 million in Net Revenue and R\$1.9 million in Sales and Marketing Expenses.

The financial statements for the fiscal year ended December 31, 2017, reflected in this document, are not comparable with the financial statements for the fiscal years ended December 31, 2018 and 2019.



c. reservations and emphases present in the auditor's report

The Company has no history of restrictions and/or emphases present in the opinions issued by its independent auditors.



10.5 - Critical accounting policies

The key accounting practices adopted by the Company are described in the Financial Statements for fiscal years ended December 31, 2019, 2018, and 2017 available on the Company's Investor Relations website and on the website of the Brazilian Securities and Exchange Commission (www.cvm.gov.br).

The preparation of financial statements requires the use of certain critical accounting estimates and also the exercise of judgment by the Company's management in the process of applying accounting policies of TOTVS S.A. and its controlled companies.

Judgements

In the process of applying the consolidated accounting policies, the Management made the following judgments that may have a significant effect on the amounts recognized in the individual and consolidated financial statements:

- (i) Judgments connected to the identification of performance obligations for software sales, which include license fee, monthly software service, and implementation/customization services that can have material effects on the recognition of contract revenue with clients. The Company concluded that such performance obligations are different since they are sold separately, because the implementation and customization services are also offered by other suppliers.
- (ii) The Company sets forth the leasing time term as a contractual term that cannot be cancelled, together with the periods included in any renewal option to the extent that such renewal is deemed as reasonably certain and with periods covered by an option to terminate the agreement to the extent that it is also assessed as reasonably certain.

Estimates and assumptions

The estimates and assumptions that present a significant risk and that require a higher level of judgment and complexity for the Company's financial statements are the following:

- (i) Allowance for expected losses from accounts receivable** - the Company and its subsidiaries use a provision matrix based on the historical loss rates observed by the group to calculate the expected credit loss. The assessment of the correlation between observed historical loss rates, expected economic conditions and expected credit losses is a significant estimate. The amount of expected credit losses is sensitive to changes in expected economic conditions and circumstances. The historical experience of credit loss of the Company and its subsidiaries and the forecast of economic conditions may also not represent the client's real standard in the future.
- (ii) Recoverable value of tangible and intangible assets, including goodwill** - an impairment loss exists when the book value of an asset or cash-generating unit exceeds its recoverable value, which is the higher of the net fair value of the sales expenses and the value in use.
- (iii) Deferred taxes** - Deferred tax assets are recognized for all unused tax losses to the extent that it is probable that there will be taxable income available to allow the use of said losses. Significant management's judgment is required to determine the value of income tax deferred assets that can be recognized, based upon the likely timing and level of future taxable profits, along with future tax planning strategies.



(iv) Allowance for contingencies bound to lawsuits - The likelihood of loss includes the assessment of the available evidence, the hierarchy of laws, the available case law, the most recent court decisions and their relevance in the legal system, as well as their assessment by external lawyers. Provisions are reviewed and adjusted to take into account changes in circumstances, such as applicable prescription periods, conclusions of tax inspections or additional exposures found based on new matters or court decisions.

(v) Revenue from non-recurring services - the recognition of revenue from software implementation and customization services requires the use of estimates in the projection of total costs required to fulfill the performance obligation under agreements with clients. The Company periodically reassesses such estimates and replans the contractual margins whenever necessary.

The settlement of transactions involving such estimates may result in amounts significantly different from those recorded in the financial statements due to uncertainties inherent to the estimation process. The Company reviews its estimates at least once a year.



10.6 - Material entries not acknowledged in the financial statements

a. the assets and liabilities held by the issuer, directly or indirectly, that do not appear on its balance sheets (*off-balance sheet items*), such as:

i. operating leasing transactions, assets and liabilities

There are no relevant items of this nature not evidenced on the Financial Statements as of December 31, 2019.

For the Financial Statements of the fiscal years ended on December 31, 2018 and 2017, the Company presented the contract with VIP VII - Empreendimentos e Participações Ltda., for the construction and lease of the new headquarters, the purpose of which was to integrate the Company's facilities in the city of São Paulo for a minimum period of 10 years from the delivery date that took place in 2017.

ii. portfolios of receivables written off over which the organization maintains risks and responsibilities, indicating their corresponding liabilities

There are no relevant items of this nature not shown in the financial statements.

iii. contracts for future purchase and sale of goods or services

There are no relevant items of this nature not shown in the financial statements.

iv. unfinished construction contracts

There are no relevant items of this nature not shown in the financial statements.

v. contracts for future financing receipts

There are no relevant items of this nature not shown in the financial statements.

B. other items not shown in the financial statements

Not applicable.



10.7 - Comments on items not acknowledged in the financial statements

a. how such items change or may change revenues, expenses, operating results, financial expenses or other items in the issuer's financial statements

There are no relevant items of this nature not shown in the financial statements.

b. nature and purpose of the operation

There are no relevant items of this nature not shown in the financial statements.

c. nature and amount of obligations undertaken and rights generated in favor of the issuer as a result of the operation

There are no relevant items of this nature not shown in the financial statements.



10.8 - Business Plan

a. investments, including:

i. quantitative and qualitative description of ongoing investments and projected investments.

The Company keeps its strategy of seeking inorganic growth through mergers and acquisitions of companies that develop management software or companies that can expand the Company's value-added service offerings, in the Brazilian and/or in the global market. However, it is important to note that due to the COVID-19 pandemic, that took place in the first half of 2020, the Company understand that these investments could be reevaluated in order to preserve their business liquidity.

Research and Development (R&D) is another relevant segment in the investment plan, because of its strategic importance for the economy sector in which the Company operates. Such investments allow us to offer solutions that are more and more adherent to the needs of clients and add technological innovations that provide greater productivity for the users of our solutions.

Research and Development (R&D) expenses on the Financial Statements for the period ended on December 31, 2019, 2018 and 2017 reached R\$397.8 million, R\$382.1 million and R\$343.4 million, respectively.

The Company's key investment initiatives in Research and Development in the last three years were aimed at facilitating access to our customers to financial services in a more technological, agile and economical way (Techfin), Artificial Intelligence (AI), and compliance with new regulations:

- Projects aimed at expanding, simplifying, and making cheaper our clients' access to financial services through the new front of Techfin.
- Regulatory projects such as E-social and EFD- Reinf.
- Projects aimed at bringing innovation to the financial market, generating better operational results for users of *financial service* tools.
- Investments in project to meet the needs of the manufacturing markets, integrating the various solutions with agility and always seeking the best practices of industry 4.0.
- Projects focused on platform integration and productivity aim at facilitating the management and use of cloud infrastructure.
- Research and development applied to promote efficiency gains and best practices in the management of carriers, logistics operators, ports, and bonded areas and warehouses.
- Research and development aimed at adding innovations to the retail segment, seeking to bring new and better experiences to users and clients of these solutions.
- Investments in an artificial intelligence project that will promote innovation, efficiency, and performance gains in the various solutions developed by the Company in several segments.

ii. investments financing sources

Investments in R&D have as financing source funds generated by the Company's operating activities and funds coming chiefly from PROSOFT, PSI, and Debentures (see section 10.1.f). In addition to the resources generated in operating activities, mergers and acquisitions of companies can also be made feasible through structured transactions involving both own and third-party resources according to the magnitude of the transaction.

iii. relevant divestitures in progress, and planned divestitures

Currently, the Company has no relevant and/or planned divestments.



b. as long as it has already been disclosed, indicate the acquisition of factories, equipment, patents or other assets that should materially influence the issuer's productive capacity

Not applicable.

c. New products and services, including:

i. description of ongoing research already disclosed

Not applicable.

ii. total amount spent by issuer with reasearch for development of new products or services

Not applicable.

iii. developing projects already disclosed

Not applicable.

iv. total amounts spent by issuer to develop new products or services

Total Research and Development expenses reached 17.4%, 18.1% and 17.2% of the Company's net revenue, for the fiscal years ended on December 31, 2019, 2018 and 2017, respectively.



10.9 - Other factors with relevant influence

As of the Notice to the Market published on CVM in 03/18/2020, the Company informs that it has been taking preventive and mitigating measures in line with the guidelines determined by health authorities in order to minimize any impacts resulting from the COVID-19 pandemic, with regard to the safety of its participants (TOTVERS) and the continuity of its operations.

We highlight especially the following measures already adopted by the Company:

- Creation of a Crisis Committee to daily monitor and assess the progress of COVID-19 status, the possible impacts thereof and measures required to be adopted by the Company;
- Adoption of home office for all its units;
- Suspension of international travel and restriction of domestic travel; and
- Implementation, with our health care company, of a 24-hour telephone service to support all TOTVERS.
- Weekly update to the Board of Directors, with a review of the impacts and actions taken.

It is worth mentioning that TOTVS' business model has a recurring level of revenue above 75% of its total revenues, in addition to a large dispersion of its customer base, sector diversification, as well as geographic diversification within the Brazilian territory and a solid cash position.

Relevant impacts that may occur from the COVID 19 pandemic evolution will be evaluated and additional measures that shown necessary will be adopted during the period that health authorities inform it is necessary.



11.1 – Projections disclosed and assumptions

a. purpose of the projection

Synergies resulting from the business combination with Linx S.A. ("Linx"), as proposed by TOTVS, according to the material facts disclosed on August 14 and October 8, 2020 about such Proposal and potential synergies, respectively. After the implementation of said business combination, total synergies of R\$3.2 billion (Present Value of the Transaction) could be generated, consisting of:

Operating Synergies:

- Present Value of Synergies from Operating Expenses: R\$1.0 billion
- Present Value of Synergies from Revenues: R\$1.3 billion

Tax Synergies:

- Present Value of Tax Synergies: R\$0.9 billion

It is worth highlighting that such projections will be valid only if the proposed business combination with Linx is consummated, and conditioned to this fact.

b. period of the projection, and effective term of the projection

Such projections shall be effective for four (4) years, as soon as the Operating Synergies are be captured as follows:

- (i) Annual reduction of approximately R\$60 million in OPEX, assuming its capture of 50% of the synergies in the first year, 75% in the second year and 100% in the third year, generating a Net Present Value of R\$1.0 billion; and
- (ii) Approximately R\$160 million in net revenue in the fourth year after the implementation of the business combination, generating a Net Present Value of R\$1.3 billion.

For Tax Synergies, an amortization period of 7 years is considered; starting in the 2nd year after the transaction is completed.

It is worth emphasizing that such projections will be valid only and if the proposed business combination with Linx is consummated.

c. assumptions of the projection, pointing out which of them can be influenced by the issuer's management and which are beyond its control

- (i) The Net Present Value of synergies was calculated based on a discount rate (WACC - Weighted Average Cost of Capital) of 10.7%, in R\$, nominal terms;
- (ii) TOTVS base case scenario considers 50% of potential annual synergies being realized in the 1st year post-transaction, 75% in the 2nd year, and 100% from the 3rd year onwards;
- (iii) Synergies from revenues reaching approximately R\$160 million in the 4th year after the transaction is completed are considered;
- (iv) For Tax Synergies, it assumes the difference between Linx's economic value (estimated based on the proposed acquisition value) and its book value; an amortization period of 7 years is considered, starting in the 2nd year after the transaction is completed;
- (v) For Tax Synergies, it considers the transaction price under the terms of the proposal (1 share of TOTVS + R\$6.20).

d. amounts of the indicators subject of the forecast



- (i) Annual reduction of approximately R\$60 million in OPEX, assuming its capture of 50% of the synergies in the first year, 75% in the second year and 100% in the third year; and
- (ii) Approximately R\$160 million in net revenue in the fourth year after the implementation of the business combination.
- (iii) R\$900 million (Net Present Value) of Tax Synergies considering an amortization period of 7 years, starting in the 2nd year after the transaction is completed

After the implementation of said business combination, synergies of R\$3.2 billion (Present Value of the Transaction) could be generated.

11.2 - Monitoring of and amendments to projections disclosed

a. inform which ones are being replaced by new projections added to the form and which ones are being repeated in the form

There is no substitution for new projections

b. regarding projections for periods that have already elapsed, please compare the projected data with the actual performance of indicators, pointing out clearly the reasons that led to deviations in projections

There are no projections for the period elapsed or in progress, as the projections will be valid only after the business combination between TOTVS and LINX is completed, if so.

c. as regards projections for periods still in progress, please inform whether such projections still remain valid on the date the form is delivered and, whenever applicable, explain why they were abandoned or replaced

There are no projections for the period elapsed or in progress, as the projections will be valid only after the business combination between TOTVS and LINX is completed, if so.



12. 1 – Description of management structure

a. duties of the board of directors and standing bodies and committees that report to the board of directors

Board of Directors

As provided for in the Company's Bylaws, approved at the Extraordinary General Meeting held on April 27, 2020 (the "Bylaws";), the Board of Directors is responsible for:

- i. setting the general course of the Company's business;
- ii. electing and dismissing the Company's officers and assigning their duties;
- iii. calling General Meetings when deemed convenient or pursuant to Article 132 of The Brazilian Corporate Law;
- iv. overseeing the officers' performance of their duties, examining the Company's books and papers at any time, and asking for details of contracts entered into or due to be entered into and any other acts;
- v. selecting and removing the Company's independent auditors;
- vi. stating their prior opinion on Management's Report and the Executive Board's accounts and deciding to submit them to General Meetings;
- vii. approving annual and multi-annual budgets of the Company, its subsidiaries and affiliates, strategic plans, expansion projects and investment programs, and monitoring their execution;
- viii. deciding on opening, closing or altering the Company's offshore branches or subsidiaries;
- ix. authorizing issues of the Company's shares and subscription warrants within the limits of the Company's authorized capital;
- x. deciding on the Company's acquisitions of its own shares to be held in treasury and/or for subsequent cancellation or sale;
- xi. deciding on stock options or share subscriptions granted to managers and employees, and to managers and employees of other companies directly or indirectly controlled by the Company, without preemptive rights for shareholders pursuant to plans approved at General Meetings, having weighed the opinion of the Personnel and Compensation Committee;
- xii. submitting proposals for allocating the year's net income to General Shareholders' Meetings;
- xiii. individually distributing to officers a portion of Management's overall annual compensation decided by General Meetings, after considering the opinion of the Personnel and Compensation Committee;
- xiv. deciding on any business or agreements between (a) the Company and any of its subsidiaries (except wholly owned ones), and (b) between the Company or its subsidiaries (wholly owned or otherwise) and any officers and/or shareholders (including companies directly or indirectly controlled by said managers and/or shareholders or any of their related parties);



- xv. when delegated to do so by General Meetings, deciding on the Company's debentures issues, their dates and conditions for maturity, amortization or redemption, the dates and conditions for payment of interest, profit sharing and reimbursement premium, if any, and types of subscriptions or placements, as well as types of debenture;
- xvi. deciding on subscriptions, acquisitions, disposals or encumbrance by the Company of shares or any securities issued by any of the Company's controlled or affiliated companies, except for transactions involving only the Company and wholly-owned companies;
- xvii. deciding on the Company's interest in other entities or other ventures, including consortiums or unincorporated joint ventures or silent partnerships;
- xviii. deciding to pay out or crediting interest on equity as per applicable law;
- xix. deciding on interim dividend payouts including from retained earnings or profit reserve accounts existing in the most recent annual or interim balance sheets;
- xx. deciding on assignment or transfer by any means to a third party, of intellectual or industrial property rights of the Company and/or a company directly and/or indirectly controlled by it, except for any remunerated licensing made by the Company in the ordinary course of business;
- xxi. authorizing the following acts for amounts of over five percent (5%) of subscribed capital stock, this amount to be considered as a separate transaction or a set of related transactions: (a) acquisition by the Company, by any means, of assets of another company, including subsidiaries or affiliates; (b) divestiture of "permanent assets" items, (c) guarantees of any nature to be provided by the Company; (d) lending to any third party; (e) investments in expansion and improvement projects; (f) taking on long or short-term debt; and (g) entering into any long-term contracts (for more than a year);
- xxii. stating their opinion in favor of or against any public tender offer for the Company's shares through an informed opinion disclosed within 15 days of publication of a public tender offer for shares, which must address at least (a) the convenience and timeliness of the public offering for shares in relation to the interests of the Company and its shareholders as a whole, including the price and potential impacts on the shares' liquidity; (b) strategic plans for the Company disclosed by the offeror; (c) any alternatives to accepting the public tender offer for shares that may be available on the market; (d) the Company's economic value and (e) other points that the Board of Directors believes to be pertinent, as well as information required under applicable CVM rules;
- xxiii. stating their opinions of the terms and conditions of corporate reorganizations, capital increases and other transactions that give rise to a change in control, and formally stating whether they ensure fair and equitable treatment for the Company's shareholders.

The Board of Directors has its own Charter, or Internal Regulation, which also applies to the Advisory Committees, under the terms approved by the Board of Directors' Meeting held on March 11, 2019, filed at the Company's headquarters and available on the Company's Investor Relations *website* (<https://ri.totvs.com/en/corporate-governance/by-laws-policies-and-charters/>), which governs their activities, observing the provisions set forth in the Bylaws and the laws in force (the "Internal Regulation").

In addition to the duties set forth in the Company's bylaws, the internal regulations determine the following powers for the Board of Directors:

- (i) devising business strategies that weight the impacts of the Company's activities on society and the environment while ensuring the Company's perpetuity and long-term value creation;



- (ii) monitoring the Company's operations and periodically assessing their risk exposure and the efficacy of its risk management systems, internal controls and compliance system as per previously approved policy;
- (iii) deciding on the Company's values and ethical principles and ensuring the integrity of its corporate culture and the Company's transparency in its relations with all stakeholders;
- (iv) annually assessing independent directors and submitting their names to General Meetings as well as stating and explaining any circumstances that may compromise their independence;
- (v) periodically reviewing its corporate governance system in order to enhance it;
- (vi) setting up mechanisms to appraise the performance of the Board and its committees, such as decision-making bodies, the Board's chairperson and members, taken individually, and the Corporate Governance Secretariat;
- (vii) periodically assessing the scope and necessity of the committees, in order to ensure that they all have an effective role to play, deciding on new committees to be set up, in addition to those stipulated in the bylaws, and working groups to advise them, determining their composition and respective attributions, appointing their members, their budget when necessary, and term of office; and
- (viii) approving the powers of the Company's officers and attorneys.

The Company's policy of engaging non-audit services from the independent auditor was approved at the Board of Directors Meeting held on September 25, 2018 and publicly disclosed on October 4, 2018, filed at the Company's headquarters and available on its Investor Relations website (<https://ri.totvs.com/en/corporate-governance/by-laws-policies-and-charters/>), which governs its engagement, with due regard for the provisions of its bylaws and current legislation.

Fiscal Council

As provided for in the Company's Bylaws, the Fiscal Council will operate on a non-permanent body, with the powers and duties conferred on it by law, and will only be installed by resolution of the General Meeting, or at the request of the shareholders, in the cases provided for by law.

Audit Committee

As provided for in the Company's Bylaws, the Audit Committee, created by resolution approved at the Extraordinary General Meeting held on April 5, 2018, has the following responsibilities, among other ones as set forth in the Internal Regulations and the corresponding applicable standards - which must report and recommend to the Board of Directors:

- (i) stating their opinion on engaging the services of independent auditors and their termination;
- (ii) appraising quarterly reports, interim financial statements and financial statements;
- (iii) monitoring the activities of the Company's internal auditing and internal control area;
- (iv) assessing and monitoring the Company's risk exposures;
- (v) assessing, monitoring, and recommending measures for management to correct or improve the Company's internal policies, including related-party transaction policy;



- (vi) assessing whether the Company has the means of receiving and processing information of any failure to comply with applicable legal and regulatory provisions, as well as internal regulations and codes, including specific procedures to protect persons providing such information (whistleblowers) and their confidentiality; and
- (vii) stating their opinion on proposals from management bodies to be submitted to General Meetings involving alteration of capital stock, debenture or warrant issues, investment plans and/or capex budgets, dividend payouts, transformations, mergers, consolidations or spin-offs, tax matters and the market's structured financial transactions.

As provided for in the bylaws, the Audit Committee shall consist of at least three (3) members, a majority of whom must be directors, all of them independent and at least one (1) must have recognized corporate accounting experience. The Audit Committee's coordinator shall attend the Company's annual shareholders' meeting and be available to provide explanations and information for shareholders. The Audit Committee is composed by the persons shown at <https://ri.totvs.com/en/corporate-governance/audit-committee/>.

The Company has its own internal regulations for its board of directors and advisory committees approved at the Board of Directors' Meeting held on March 11, 2019 and filed at the Company's headquarters are available on the Company's Investor Relations website (<https://ri.totvs.com/en/corporate-governance/by-laws-policies-and-charters/>), which governs the Audit Committee's work, structure, organization, powers and duties subject to the provisions of the bylaws and current legislation.

The Audit Committee is responsible for recommending the approval of the Company's Internal Audit Regulation, approved at the Board of Directors' Meeting held on May 4, 2018, dated and publicly disclosed on May 15, 2018, filed at the Company's headquarters and available on its Investor Relations website (www.ri.totvs.com/ptb/statutos-politicas-e-regimentos). As per these regulations, the chief audit executive is responsible for effective management of internal auditing in accordance with the regulations, adherence to the profession's code of ethics, standards, annual planning and any other studies developed by the area, managing the area's budget and internal resources. In addition, the chief audit executive shall answer to the Audit Committee, reporting directly to the Board of Directors and administratively to the Company's CFO. The audit committee will also approve all decisions related to the chief audit executive's appointment, dismissal and performance as well as their approval and annual compensation adjustment. Annually, the Company's chief audit executive shall submit an Internal Audit plan to the Audit Committee for its analysis and approval. The chief audit executive shall develop and maintain a quality assurance and enhancement program covering all aspects of internal audit activity. The quality assurance program consists of internal and external evaluation. Processes and tools used for internal evaluations may include supervision and review of audit studies, checklists, customers' opinions, selective peer reviews, timekeeping systems, and other metrics.

Personnel and Compensation Committee

As provided for in the bylaws, the Personnel and Compensation Committee shall carry out advisory duties and assist the Board of Directors set the terms of compensation and other benefits and payments to be received by the Company's directors and officers for whatever reason. The Personnel and Compensation Committee, among other duties provided for in the Internal Regulation, is responsible for:

- (i) submit to the Board of Directors a proposal for the distribution of annual overall compensation between directors and officers based on IT industry practices, monitor compensation payments, and inform the Board of Directors if the latter is not in keeping with IT industry practices;
- (ii) state its opinion on stock options or subscriptions granted to the Company's managers and employees; and



- (iii) state its opinion on the company's profit-sharing arrangements for directors, officers and employees.

As set forth in the Bylaws, the People and Compensation Committee must be composed of at least 3 (three) members, all Directors, and at least 2 (two) of them must be independent members. The Composition of the People and Compensation Committee is available at <https://ri.totvs.com/en/corporate-governance/personnel-and-compensation-committee/>.

The Company has its own internal regulations for its board of directors and advisory committees approved at the Board of Directors' Meeting held on March 11, 2019 and filed at the Company's headquarters are available on the Company's Investor Relations website (<https://ri.totvs.com/en/corporate-governance/by-laws-policies-and-charters/>), which governs the Personnel and Compensation Committee's work, structure, organization, powers and duties subject to the provisions of the bylaws and current legislation.

Strategy Committee

As provided for in the Internal Regulations approved at the Board of Directors' Meeting held on March 11, 2019, the Strategy Committee is responsible for:

- (i) analyze and discuss matters in order to formulate the Future Vision/Strategic Planning and evaluate the Company's real ability to deliver the latter;
- (ii) evaluate the Executive Board's proposals for execution of Future Vision/Strategic Planning;
- (iii) evaluate the Executive Board's proposals concerning M&A deals to execute the Future Vision/Strategic Planning;
- (iv) state its opinion of the Executive Board's proposals and address them to the Board;
- (v) monitor the evolution of Executive Board proposals by the Board of Directors and suggest course corrections if necessary;
- (vi) address the status of Executive Board proposals for the Board of Directors; and
- (vii) proceed to self-assess its activities and detect opportunities to improve its modus operandi.

The Strategy Committee's composition is available at <https://ri.totvs.com/en/corporate-governance/strategy-committee/>.

Governance and Nomination Committee

As provided for in the Company's Bylaws, among other duties provided for in the Internal Regulations, the Governance and Nomination Committee is responsible for:

- (i) recommend and monitor good corporate governance practices, as well as the efficacy of their processes, proposing updates and upgrades when necessary;
- (ii) set up channels and processes for interaction between the Company's long-term shareholders and the Board of Directors, particularly in relation to strategy, governance, compensation, succession and composition of the Board of Directors;
- (iii) select and recommend to the Board of Directors persons who meet legal requirements and the Company's needs, and after hearing those concerned, may be nominated to slates to be approved by the Board of Directors - or individually - for submission to election by a General Meeting;
- (iv) select and recommend to the Board of Directors persons who meet legal requirements and the Company's needs, may be nominated to the Advisory Committees of the Board of Directors;



- (v) select and recommend to the Board of Directors persons to fill any vacant positions on the board;
- (vi) select and recommend to the Board of Directors persons to be on the Company's Fiscal Council, if instated;
- (vii) support the Chair of the Board of Directors to organize a formal process to periodically appraise the performance of the Board of Directors and its members, which should be carried out annually;
- (viii) ensure the existence, efficacy and implementation of an succession plan for executives and monitor its execution together with the Personnel and Compensation Committee;
- (ix) issue an opinion on disclosure of the Company's governance practices, including information provided in the Reference Form and Management's Proposals for General Meetings;
- (x) issue an opinion on the participation of persons related to the Company as members of other companies' Boards of Directors, Advisory Committees and Fiscal Councils, be they publicly listed or closely held;
- (xi) support the Board of Directors in assessing candidates for board membership and their status as independent members.

As provided for in the Bylaws, the Governance and Nomination Committee will be composed of at least 3 (three) members, all of whom must be Directors, with at least 2 (two) Independent Directors. The Governance and Nominating Committee's composition is available at <https://ri.totvs.com/en/corporate-governance/governance-and-nomination-committee/>.

The Company has its own internal regulations for its board of directors and advisory committees approved at the Board of Directors' Meeting held on March 11, 2019 and filed at the Company's headquarters are available on the Company's Investor Relations website (<https://ri.totvs.com/en/corporate-governance/by-laws-policies-and-charters/>), which governs the Governance and Nomination Committee's work, structure, organization, powers and duties subject to the provisions of the bylaws and current legislation.

b. in relation to statutory board members, their individual duties and powers

Pursuant to Article 19, subparagraph (ii) of the Company's Bylaws and as approved by the Board of Directors' Meeting held on April 26, 2019, the Directors shall have the following duties:

CEO
 Execute and ensure execution of General Meeting resolutions; preferably represent the Company at Meetings or other corporate events at companies in which the Company has equity holdings as per paragraph 1 (iii) of article 26 of the Company's bylaws; propose, although not as their sole initiative, duties to be assigned each vice-president and director at the time of their respective election; report to the Board of Directors on all the organization's activities; determine long-term plans, strategies and policies. Manage the vice-presidents' activities; call and chair board meetings; suggest the Executive Board replace of any member of management in the event of their absence or temporary impediment; suggest the Board of Directors replace any member of management in the event of a position being vacant; be responsible for the organization's growth strategy, people management and profitability; lead the organization in the execution of the strategy set for the Company.

Vice-President - Administrative and Financial Officer:

Define, plan and lead activities involving support for the Company's business comprising the Pooled Services Center; Supplies, Facilities, Planning and Controllershship, Legal, Risks, Compliance, Market Intelligence, Corporate PMO, Mergers and Acquisitions and Internal Controls; analyze accounting records of transactions in which the Company is a party; control financial commitments in relation to transactions' legal, administrative, budgetary, tax



and contractual requirements; represent the Company on the Audit Committee; manage activities related to managing the Company's funds and assets and its financial investments.

Investor Relations Officer:

Define, plan and direct investor relations activities; undertake duties required for Investor Relations and develop disclosures for the securities market in accordance with Brazilian Securities Commission (CVM) rules; continue current improvements and submit new ones for relations and communications between the organization and investors, shareholders and financial professionals; plan communication for the Company's relations with local and/or international capital markets; monitor changes and trends in the investment industry and determine appropriate operating strategies; prepare financial reports to be sent to shareholders, the public, investors and financial professionals; conduct relations with banking and investment communities and establish relations with investors.

Vice President - Strategy and New Business Officer:

Responsible for Institutional Marketing, Business Models and Distributions, Partnerships and Customer Experience. Determine and ensure execution of digital strategy and performance model; suggest strategic alliances to develop business and operations, models and processes; define, plan and direct all marketing activities; develop policies, programs and budgets; be responsible for generating business opportunities and business strategy; suggest and monitor the development of the Company new business and/or products.

Advise the Strategy Committee on strategic IT decisions for Micro and Small Enterprises and Financial Services. Be responsible for TOTVS Micro and Small Business and Financial Services segments. Define, plan and direct strategies involving IT and segmentation to generate better software offerings and development; design and develop segmented solutions for external clients; suggest new systems and monitor the Company's systems; plan and direct support and technical/non-technical services for customers.

Vice President - Business Segments:

Advise the Strategy Committee on strategic decisions involving technology issues; be responsible for the Supply Chain, Healthcare, Professional Services and Retail and Distribution segments; define, plan and direct strategies involving IT and segmentation to generate better software supply and development; design and develop segmented solutions for external clients; suggest new systems and monitor them; plan and direct support and technical/non-technical services for customers.

Vice President - Platforms:

Advise the Strategy Committee on strategic decisions involving technology; promote integration across platforms and ensure development of technology; coordinate the activities of Platform Directors; answer for platforms under their responsibility with strategies to support software delivery and development improvements; suggest new Company systems and monitor them; plan, organize and direct the activities of the Company's production units; plan, organize and direct technical/non-technical customer support and services. Define, plan and direct the Company's operating strategy for research and development, software architecture and infrastructure, Cloud Computing, Data Center and Security and improvement of technologies used by the Company to ensure competitiveness of new products and solutions aligned with market trends and complexities associated with business and technology.

Vice President - Customer Services and Relations:

Plan, define and coordinate systems sales and/or deployment services in relation to current customers' and future prospects' accounts; coordinate and supervise sales for business generation in the context of targets set by management. Plan, organize and direct activities that involve the Company's customer service and relationships; monitor and manage indicators tracking their services; participate in decisions on product pricing



and new products; lead the sales force to reach volume sales targets for the organization's products, including long-term plans, goals and strategies.

As provided for in the bylaws, the Executive Board has all powers required to ensure the Company's regular operations and pursuit of its corporate purposes, however special they may be, including waiving rights, compromising and agreeing, subject to pertinent legal or statutory provisions. Members are responsible for managing and leading the Company's business, in particular:

- (i) Complying with the bylaws and Board of Directors and General Meeting resolutions and ensure others do so;
- (ii) Submitting annual Management's Reports and Executive Board accounts together with independent auditors' reports and proposals for the allocation of earnings for the previous period to be reviewed by the Board of Directors;
- (iii) Submitting annual and multi-annual budgets for the Company, its subsidiaries and affiliates, strategic plans, expansion projects and investment programs to be reviewed by the Board of Directors;
- (iv) Deciding on any matter that is not the sole responsibility of General Meetings or the Board of Directors; and
- (v) Making decisions on opening, closing or changing branches, agencies, warehouses, offices or any other establishments in Brazil.

As provided in the Bylaws, the Company will always be represented by 2 (two) members of the Board of Executive Officers, or else by 1 (one) member of the Board of Executive Officers and 1 (one) attorney, or 2 (two) attorneys, within the limits of their corresponding terms of office.

c. date the fiscal council was installed, if it is not a standing body

There was no installation of the Fiscal Council.

d. mechanisms to appraise performance of the board of directors and each body or committee reporting to the board of directors

As per the internal regulations for the Board of Directors and Advisory Committees approved at the Board of Directors Meeting held on March 11, 2019:

- (a) The Board of Directors shall establish mechanisms to appraise the performance of the board and its committees such as decision-making bodies, its chairperson and directors taken individually, and the Corporate Governance Secretariat.
- (b) The Board's chairman shall collaborate with the Corporate Governance Secretariat, and in accordance with Governance and Nomination Committee recommendations, shall lead a formally structured process to appraise the work of the Board and its committees as decision-making bodies, its chairperson, directors taken individually and the Corporate Governance Secretariat. The results of the Board's assessments will be disclosed to all directors.
- (c) The Governance and Nominating Committee is responsible for supporting the Chairman of the Board of Directors in organizing the performance assessment of the Board of Directors and its Directors, which shall be carried out every year.

In 2017, having approved the abovementioned internal regulations, the Company introduced a formal process in order to annually assess the performance of the Board of Directors and its Committees as decision-making bodies, the board's chairperson, its members individually, and the Corporate Governance Secretariat.



The assessment procedure carried out by the Company in 2019 was answered by the Directors and members of the Committees and carried out by an application developed by the Company , the questions of which are connected to the following topics: self-assessment; strategic aspects; general dynamics of the Board and the corresponding meetings; performance of the Committees, the Corporate Governance Area and the Chairman of the Board; as well as assessment among the Directors and Committee members themselves.

The Board of Directors counted on external specialists (consultants known as SGPartners Consultoria Empresarial) to address only the interviews performed and the corresponding qualitative tabulation.

The general results of such assessment were submitted by the external consultants to the Governance and Nomination Committee. The Governance and Nomination Committee submitted the result of the 2019 assessment at the Board of Directors' Meeting held on December 18, 2019.

The Board of Directors determined some action plans on points identified in this process, the implementation of which will be monitored by the Board with the support of the Corporate Governance Area. In addition, the Chairman of the Board met on an individual basis with the Directors to provide them with *feedback* on the 360-degree assessment.

The result of such assessment was considered by the Governance and Nomination Committee to make the list submitted to the shareholders in the Management Proposal to the 2020 Annual General Meeting.



12.2 – Rules, policies and practices relating to shareholders' meetings

a. advance notice required to call general meetings

The Company's General Meetings will be called on giving legally required advance notice and submitting the documents required as per CVM Instruction 481/09. Additionally, any General Meetings discussing the delisting of a publicly-held company or its delisting from the Novo Mercado segment must be called with at least thirty (30) days advance notice.

The Company does not have special practices for notices calling general meetings. Article 124, Paragraph 1, II of Law No. 6.404/76 and subsequent amendments establishes that General Meetings shall be called with at least fifteen (15) calendar days' notice in advance for the first date and time called and eight (8) calendar days in advance for second date and time.

b. competences

In addition to their legally stipulated duties, General Meetings shall:

- i) Elect and remove members of the Board of Directors;
- ii) Determine annual global compensation for members of the Board of Directors and the Executive Board as well as Fiscal Council members, if the latter has been installed;
- iii) Amend the bylaws;
- iv) Decide on dissolution, liquidation, merger, spin-off or consolidation of the Company or any company in the Company;
- v) Grant stock bonuses and decide any share grouping or splits;
- vi) Approve stock option or subscription plans for managers and employees, as well as managers and employees of other companies directly or indirectly controlled by the Company;
- vii) Based on proposals submitted by management, decide to allocate the period's net income and dividend payouts;
- viii) Elect a liquidator and a Fiscal Council to operate during the liquidation period;
- ix) Decide to leave B3's Novo Mercado segment;
- x) Waive a public offering for the acquisition of shares as a requirement for leaving the Novo Mercado;
- xi) Decide to cancel the company's registration with the Securities Commission (CVM), except as per Article 52 (ii) of the Company's bylaws; and
- xii) be submitted by the Board of Directors.

The resolution referred to in item (x) above shall be taken by a majority of votes of holders of the Company's outstanding shares attending the meeting, not counting blank votes. If established on the first call, the Meeting must be attended by shareholders representing at least 2/3 (two thirds) of the total outstanding shares; and, on second call, it can be established with any number of shareholders holding outstanding shares.

c. addresses (physical or electronic) at which general meeting documents will be available for shareholders to analyze

The Company posts general meeting documents at the following locations:

Electronic address (URL)

- TOTVS S.A. Investor Relations' website (ri.totvs.com.br)
- CVM website (www.cvm.gov.br)



Physical address

Avenida Braz Leme, 1000 - Casa Verde – São Paulo - SP – Brazil

d. conflicts of interest - detection and management

The Company does not have special practices in relation to corporate law and/or CVM regulations.

e. management's applications for proxies to exercise voting rights

The Company does not have public applications for proxies. Shareholders must submit their powers of attorney with the grantor's signature at least forty-eight (48) hours in advance.

f. formalities required for acceptance of proxies granted by shareholders, stating whether the issuer requires or waives recognition of signatures, notarization, consularization and sworn translation and whether the issuer accepts proxies granted by shareholders over electronic media

Pursuant to the Company's articles, shareholders must submit documentation at least forty-eight (48) hours in advance, comprising, in addition to their identity documents and/or relevant corporate documents as proof of their legal representation, and when appropriate: (i) certification issued by the bookkeeping institution at most five (5) days prior to the date of the General Meeting; (ii) power of attorney with the grantor's signature notarized; and/or (iii) for shareholders participating in fungible custody of registered shares, a statement issued by the competent body showing the respective shareholding.

The Company does not accept powers of attorney granted by electronic means.

g. formalities required for acceptance of remote voting bulletin, when sent directly to the Company, stating whether the issuer requires or waives authenticated signature, notarization and consularization

Shareholders wishing to exercise remote voting rights by sending them directly to the Company, must send the following documents to this address: Investor Relations Officer, Avenida Braz Leme, 1000 - Casa Verde, São Paulo, São Paulo State, Brazil:

- (i) a hard copy of the ballot regarding the general meeting duly completed, initialed, and signed; and
- (ii) a copy of the following documents:

For individuals:

- identity document with photo of the shareholder;

For companies and organizations:

- most recent version of the Company's bylaws or restated Articles of incorporation, in addition to corporate documents able to prove the legal status of such shareholder; and
- identification document, with photo, of their legal representative.

For investment funds:

- the most recent restated regulation of such fund;
- bylaws or Articles of association of its administrator or manager, as the case may be, pursuant to the corresponding fund's voting policy and corporate documents that prove the powers of representation; and
- identification document, with photo, of their legal representative.



For the documents in items "i" and "ii" above, the Company may require, depending on the case, authentication, notarization, consularization (except for any alternative procedures that may be accepted under international agreements or conventions).

Voting ballots enabling to cast distance votes, accompanied of the corresponding documentation, will only be considered if received by the Company in full order, up to seven days before the date of the Meetings. Under the terms of Article 21-U of CVM Instruction 481/09, the Company will inform every shareholder if the documents received are sufficient for the vote to be considered valid, or else it will inform the procedures and deadlines for eventual rectification or resubmission, if necessary.

h. whether the company provides an electronic system for receiving remote voting bulletins or for remote attendance or participation

The Company does not currently have an electronic system for receiving remote voting bulletins or for remote attendance or participation.

i. instructions for a shareholder or group of shareholders to include motions for resolutions, slates or candidates running for membership of the board of directors and the fiscal council on the remote voting bulletin

If a shareholder wishes to include proposals for deliberation, slates or candidates for membership of the board of directors or fiscal council on the remote voting bulletin, these proposals shall be submitted by mail to this address: Avenida Braz Leme, 1000 - Casa Verde, São Paulo, State of São Paulo, Brazil, together with the relevant documents for the proposal, or sent to this electronic address: ri@totvs.com.br, by the final dates determined under current regulations.

j. whether the Company provides forums and websites to receive and share shareholder comments on agendas for meetings

The Company does not provide forums or websites to receive and share shareholder comments on agendas for meetings.

k. other information necessary for remote participation or attendance and for exercising remote voting rights

The Company does not broadcast live video and/or audio of meetings. Holders of Company shares deposited with a central depository may transmit voting instructions for filling out remote voting bulletins through their respective custody agents if the latter provide these services.

Voting instructions may also be collected and transmitted by Banco Itaú, TOTVS's share registration agent, through an electronic platform. To do so, shareholders must register on the Itaú Securities Services Digital Meeting website Itaú Securities Services Assembleia Digital (<https://www.itaubr.com.br/securitiesservices/assembleiadigital/>).



12.3 – Rules policies and practices relating to the board of directors

a. number of meetings held in the most recent fiscal year

As stipulated in the Company's articles, the Board of Directors holds ordinary meetings at least six (6) times a year and, extraordinary meetings whenever called by the chair or the majority of its members. Board meetings may be held by conference call, video conference, or any other means of communication enabling member identification and simultaneous communication with all other persons attending the meeting. In the last fiscal year, eighteen (18) meetings were held, of which nine (9) were ordinary meetings and nine (9) extraordinary.

b. if any, shareholders' agreement terms that restrict or bind board members' exercise of voting rights

There is no shareholders agreement.

c. rules for identifying and administering conflicts of interest

As stipulated in the articles, a member of the Board of Directors cannot have access to information or attend meetings of the Board of Directors related to matters in which he or she has or represents an interest conflicting with the Company's interests.

Pursuant to the Board of Directors and Advisory Committees' internal regulations, in the event of a conflict of interest or particular interest of a Board member being found in relation to a particular matter to be decided, the Board member in question must inform the other members in good time.

If any Board member who may have a potential particular benefit or conflict of interest with a decision to be made does not state his or her benefit or conflict of interest, any other Board member who is aware of the situation may do so. A member failing to voluntarily report such a situation will be considered in breach of the rules, if said particular benefits or conflict of interest are confirmed.

As soon as a conflict of interest or particular benefit has been identified, the person involved must withdraw from discussions and deliberations and should temporarily withdraw from the meeting until the end of discussion on the matter. Before withdrawing, they may provide their information, details or reasons and settle any doubts on the part of the Board.

Their statement of a conflict of interest situation or particular benefit shall be recorded in the Board of Directors meeting minutes.

The board's powers in relation to conflict of interest issues do not affect the General Meetings' legally stipulated powers.

d. whether there is a policy for nominations and filling positions on the board of directors.

As an integral part of the process of nominations and filling positions on the Board of Directors, the Company has its Governance and Nomination Committee, an advisory body for the Board of Directors, whose duties are set forth in Article 25 of the bylaws and Article 45 of the Board of Directors' internal regulations.

On November 12, 2018, the Board of Directors approved its Policy for Nominating Members of the Board of Directors, its Advisory Committees and the Executive Board, published on November 22, 2018, which sets forth



the process and minimum requirements to nominate members for the Company's Board, Committees and Statutory Board.

As stipulated in the Policy, the Board's composition must reflect a range of academic backgrounds, professional experience, behavior, cultural aspects, age and gender, as well as complementary competencies, thus enabling the Company to benefit from a plurality of arguments in pursuit of higher quality, secure business strategies and decision making processes.

Nomination for Board membership must be aligned with the Company's best interests and fulfill the following criteria:

- (i) the positions of chair of the Board of Directors and Chief Executive Officer (or principal executive) must not be held by the same person;
- (ii) Company executives (officers and managers, except the CEO) must not be members of the Board;
- (iii) have an unblemished reputation; anyone who (a) holds positions in companies that may be considered competitors of the Company; or (b) has or represents an interest conflicting with the Company's interests cannot be elected, except at the Shareholders' Meeting;
- (iv) highly qualified professionals with outstanding professional, technical and academic experience, compatible with the position for which they are being nominated, and knowledgeable in relation to best corporate governance practices and experience of a wide range of matters such as finance, sustainability, information technology and data security;
- (v) alignment with and commitment to the Company's principles, values and culture, and to its Code of Ethics and Conduct (aka CODEC);
- (vi) strategic business vision and understanding; and
- (vii) sufficient time available to properly fulfill the position's duties and



12.4 - Description of arbitration clause for dispute resolution

As set forth in its bylaws, the Company, its shareholders, management, and full and alternate members of its fiscal council, if there is one in place, shall be subject to arbitration under the Market Arbitration Chamber's rules to settle any dispute that may arise between them, related to or arising from their status as issuer, shareholders, directors, and members of the fiscal council, in particular arising from Law No. 6.385/76, Law 6.404/76, their bylaws, rules issued by Brazil's National Monetary Council, Central Bank of Brazil and Securities Commission, as well as other rules applicable to the capital market in general, in addition to the Novo Mercado rules and other rules of the Brazilian stock exchange (B3 - Brasil, Bolsa, Balcão) and the Novo Mercado Listing Agreement.

Without prejudice to the validity of the arbitration clause, parties applying to the Judiciary for urgent measures, when applicable, will obey the Market Arbitration Chamber's Arbitration Rules.



12.5/6 – Composition and professional experience of management and fiscal council

Name	Date of Birth	Management Body	Date of Election	Term of Office	Number of Consecutive Terms of Office
Individual Taxpayers' Register	Profession	Elective Position Held	Date on which took office	Elected by the controlling shareholder	% of participation in meetings
Other positions and duties held at the issuer		Description of other position/function			
Dennis Herszkowicz	12/08/1974	Is only part of the Executive Board	11/26/2018	A.G.M 2021	1
165.783.068-38	Advertising Executive	10 -CEO/ Superintendent	11/26/2018	No	0.00%
Member of the Strategy Committee					
Gilsomar Maia Sebastião	12/06/1975	Is only part of the Executive Board	04/26/2019	A.G.M 2021	5
174.189.288-07	Bachelor's Degree in Accounting	12 – Investor Relations Officer	04/26/2019	No	0.00%
Administrative and Financial Vice President and Investor Relations Officer					
Gustavo Dutra Bastos	03/19/1976	Is only part of the Executive Board	04/26/2019	A.G.M 2021	5
026.942.416-46	Business Administrator	11 - Executive Vice President Officer/Superintendent	04/26/2019	No	0.00%
Vice President of Platforms					
Marcelo Eduardo Sant'anna Cosentino	01/06/1983	Is only part of the Executive Board	04/26/2019	A.G.M 2021	4
306.743.308-46	Business Administrator	11 – Executive Vice- President - Superintendent	04/26/2019	No	0.00%
Vice President for the Segments					
Juliano Tubino	08/05/1974	Is only part of the Executive Board	04/26/2019	A.G.M 2021	0
254.357.978-88	Bachelor's Degree in Computing	11 - Executive Vice President Officer/Superintendent	04/26/2019	No	0.00%
Vice President of Strategy and New Business					



Alexandre Haddad Apendino	12/08/1979	Is only part of the Executive Board	04/26/2019	A.G.M 2021	1
292.459.418-92	Business Administrator	19 - Other Executive Officers	04/26/2019	No	0.00%
		Executive Vice President Officer			
Izabel Cristina Branco	06/24/1976	Is only part of the Executive Board	08/05/2019	A.G.M 2021	0
182.468.118-60	Administrator	11 - Executive Vice President Officer/Superintendent	08/12/2019	No	0.00%



Name	Date of Birth	Management Body	Date of Election	Term of Office	Number of Consecutive Terms of Office
Individual Taxpayers' Register	Profession	Elective Position Held	Date on which took office	Elected by the controlling shareholder	% of participation in meetings
Other positions and duties held at the issuer		Description of other position/function			
Guilherme Stocco Filho	07/01/1974	Is only part of the Board of Directors	04/27/2020	A.G.M 2022	2
176.649.438-25	Business Administrator	27 - Independent Board of Directors (Permanent Member)	04/30/2020	No	95.00%
Member of the Strategy Committee					
Gilberto Mifano	11/11/1949	Is only part of the Board of Directors	04/27/2020	A.G.M 2022	3
566.164.738-72	Business Administrator	27 - Independent Board of Directors (Permanent Member)	04/30/2020	No	100.00%
Coordinator of the Audit Committee and Member of the Governance and Nomination Committee					
Maria Letícia de Freitas Costa	03/27/1960	Is only part of the Board of Directors	04/27/2020	A.G.M 2022	3
050.932.788-58	Production Engineer	25 - Vice Chairman of the Independent Board of Directors	04/30/2020	No	95.00%
Coordinator of the Strategy Committee					
Mauro Gentile Rodrigues da Cunha.	11/06/1971	Is only part of the Board of Directors	04/27/2020	A.G.M 2022	3
004.275.077-66	Consultant	27 - Independent Board of Directors (Permanent Member)	04/30/2020	No	95.00%
Member of the Audit Committee and Member of the Governance and Nomination Committee					



Sylvia de Souza Leão Wanderley	03/09/1962	Is only part of the Board of Directors	04/27/2020	A.G.M 2022	2
731.199.977-49	Business Administrator	27 - Independent Board of Directors (Permanent Member)	04/30/2020	No	100.00%
Laércio José de Lucena Cosentino	08/11/1960	Is only part of the Board of Directors	04/27/2020	A.G.M 2022	2
032.737.678-39	Electrical Engineer	20 - Chairman of the Board of Directors	04/30/2020	No	100.00%
Coordinator of the Governance and Nomination Committee and Coordinator of the Strategy Committee					
Eduardo Mazzilli de Vassimon	10/07/1958	Is only part of the Board of Directors	04/27/2020	A.G.M 2022	2
033.540.748-09	Economist	22 - Board of Directors (Permanent Member)	04/30/2020	No	100.00%

Professional experience/Statement of no conviction/Independence criteria

Dennis Herszkowicz - 165.783.068-38

Between 2003 and 2018, Mr. Dennis Herszkowicz was a partner and statutory officer at Linx S.A., holding different positions as vice-president, in addition to being a member of the Board of Directors from 2011 to 2014. Between 2012 and 2017 he was Chief Financial and Investor Relations Officer, being responsible for the IPO held in 2013 and follow-on in 2016, as well as overseeing 20 acquisitions during the period. Between 2017 and 2018, he was Executive Vice President for New Markets, the Fintech-focused Business Unit. Prior to Linx, he was Managing Director of DeRemate.com in Brazil, and founder and CEO of Gibraltar.com, as well as having spent time at Unilever and Credicard S.A. He has a degree in Advertising and Marketing from ESPM.

In the last 5 years the aforementioned administrator has not been subject to (i) any criminal conviction; (ii) or any conviction or penalty imposed in an administrative proceeding with the Brazilian Securities Commission; (iii) or to any final and unappealable conviction, at the judicial or administrative level, which has suspended or disqualified him from the practice of any professional or commercial activity. In addition, the aforesaid administrator is not considered to be a politically exposed person.

Gilsomar Maia Sebastião - 174.189.288-07

For the past 5 years, Mr. Sebastião has served as Vice President, Planning Officer, Corporate Finance Officer, Investor Relations Officer and Officer for Mergers and Acquisitions at TOTVS. Between 2006 and 2007 he was TOTVS' Processes and Risk Manager. He worked at Ernst & Young Auditores Independentes as an audit manager, where he worked on external audit projects from 1996 to 2004. He received a degree in Accounting from Universidade Mackenzie in 2000 and has an MBA in Capital Markets from FIPECAFI.



In the last 5 years the aforementioned administrator has not been subject to (i) any criminal conviction; (ii) or any conviction or penalty imposed in an administrative proceeding with the Brazilian Securities Commission; (iii) or to any final and unappealable conviction, at the judicial or administrative level, which has suspended or disqualified him from the practice of any professional or commercial activity. In addition, the aforesaid administrator is not considered to be a politically exposed person.

Gustavo Dutra Bastos - 026.942.416-46

Mr. Bastos is currently the Company's Vice President for Platforms. He has spent more than 25 years working in IT companies operating in the software and associated services market. Mr. Bastos has been with the company for almost 20 years and has been responsible for numerous areas including pre-sales, supply, software projects and services, the latter up until 2012. In 2013, he played an important role in structuring the Technical Service and Quality areas, assuming responsibility for the company's Product areas. He has a technical background in Industrial Computing from Centro Federal de Educação Tecnológica de Minas Gerais (CEFET/MG) and received a degree in Business Administration from UFMG - Universidade Federal de Minas Gerais, in 2000.

In the last 5 years the aforementioned administrator has not been subject to (i) any criminal conviction; (ii) or any conviction or penalty imposed in an administrative proceeding with the Brazilian Securities Commission; (iii) or to any final and unappealable conviction, at the judicial or administrative level, which has suspended or disqualified him from the practice of any professional or commercial activity. In addition, the aforesaid administrator is not considered to be a politically exposed person.

Marcelo Eduardo Sant'anna Cosentino - 306.743.308-46

Mr. Cosentino joined the Company in 2001 and has worked in a number of areas, including information technology, product development, partnerships, new business, corporate planning and product development. In the last three years, he has been in charge of the Company's international expansion, having taken part in the main M&A processes carried out over the years. He is currently Business Vice President for the Segments. He received a degree in business administration from Pontifícia Universidade Católica (PUC-SP) in 2005 and has an MBA from the Kellogg School of Management (USA).

In the last 5 years the aforementioned administrator has not been subject to (i) any criminal conviction; (ii) or any conviction or penalty imposed in an administrative proceeding with the Brazilian Securities Commission; (iii) or to any final and unappealable conviction, at the judicial or administrative level, which has suspended or disqualified him from the practice of any professional or commercial activity. In addition, the aforesaid administrator is not considered to be a politically exposed person.

Juliano Tubino - 254.357.978-88

Mr. Tubino serves as Vice President for Business and Digital Strategy at TOTVS. He was previously an Executive Officer at Accenture Digital, Netshoes, Microsoft and Amazon, accumulating experience in Marketing, Sales, Innovation and Digital Marketing. Mr. Tubino has a degree in Computer Science from Universidade Presbiteriana Mackenzie and a degree in Administration and Marketing from Kellogg Executive Education (USA).



In the last 5 years the aforementioned administrator has not been subject to (i) any criminal conviction; (ii) or any conviction or penalty imposed in an administrative proceeding with the Brazilian Securities Commission; (iii) or to any final and unappealable conviction, at the judicial or administrative level, which has suspended or disqualified him from the practice of any professional or commercial activity. In addition, the aforesaid administrator is not considered to be a politically exposed person.

Alexandre Haddad Apendino - 292.459.418-92

For the past 5 years, Mr. Apendino has held the position of Executive Vice President in charge of Customer Service and Relationship at TOTVS, having joined the Company in 2013 as a sales and channel manager, before taking over the Cloud and Analytics (GoodData) business areas. Prior to this, he worked at SAP and Oracle, and has more than 18 years' experience in the Sales and Channel Management field, always with a focus on small and medium sized companies (SMB). Mr. Apendino received a degree in Business Administration from Universidade Presbiteriana Mackenzie in 2001, and has an Executive MBA and a Corporate MBA from INSPER and a specialization course in Effective Sales Management from Wharton University (USA).

In the last 5 years the aforementioned administrator has not been subject to (i) any criminal conviction; (ii) or any conviction or penalty imposed in an administrative proceeding with the Brazilian Securities Commission; (iii) or to any final and unappealable conviction, at the judicial or administrative level, which has suspended or disqualified him from the practice of any professional or commercial activity. In addition, the aforesaid administrator is not considered to be a politically exposed person.

Izabel Cristina Branco - 182.468.118-60

Ms. Izabel Cristina Branco holds the position of Vice President for Human Relations at TOTVS. With more than 20 years' experience in business and human resources management, customer segmentation, marketing and strategic communication, Ms. Branco worked at Via Varejo as Executive Officer for Human Resources and Management for the past 4 years. Between 2014 and 2015 she was Superintendent for Customer Value at SulAmérica Seguros. Prior to this she worked at companies such as Banco Santander, Banco Real and Banco Itaú. Ms. Branco holds a degree in Translation and Interpreting from Universidade Ibero Americana and a graduate degree in Business Administration from FGV and in Marketing from ESPM.

In the last 5 years the aforementioned administrator has not been subject to (i) any criminal conviction; (ii) or any conviction or penalty imposed in an administrative proceeding with the Brazilian Securities Commission; (iii) or to any final and unappealable conviction, at the judicial or administrative level, which has suspended or disqualified her from the practice of any professional or commercial activity. In addition, the aforesaid administrator is not considered to be a politically exposed person.

Eduardo Mazzilli de Vassimon - 033.540.748-09

Mr. Vassimon holds a degree of Bachelor in Economics from the School of Economics of the University of São Paulo - USP, and also a degree in Business Administration from Fundação Getúlio Vargas University, both completed in 1980, in addition to two postgraduate degrees from EAESP/FGV University (Brazil) and École des Hautes Études Commerciales - France, both in 1982. Since April 2019, he has been Chairman of the Board of Directors of Votorantim S.A and since 2015 he has been a member of the Board of Directors of B3 - Brasil, Bolsa, Balcão. He was CEO of Itaú BBA bank and General Director of the Wholesale Area of Itaú-Unibanco bank from 2016 to 2018; Executive Vice President, CFO and CRO of Itaú Unibanco S.A. from 2015 to 2016; Executive Vice President



and CRO of Itaú Unibanco S.A. from 2013 to 2015; Member of the Board of Directors - Banco Itaú BBA S.A. from 2003 to 2015; Member of Santos Futebol Clube soccer team from 2009 to 2013; Managing partner of Fundo Pitanga ("venture capital") from 2011 to 2013; and Vice-President of Fundação Bienal de São Paulo from 2009 to 2013. Key contributions for the Company: Business Management; Securities exchange market; and Corporate Governance.

In the past 5 years such Management member has not been subject to (i) any criminal conviction; (ii) any conviction or application of any penalty by CVM (Securities and Exchange Commission of Brazil) administrative proceedings; (iii) any final and unappealable judgment, whether in court judicial or at administrative level, which has suspended or disqualified him from practicing any professional or business activity. Furthermore, such administrator is not considered to be a politically exposed person.

Guilherme Stocco Filho - 176.649.438-25

Mr. Stocco has extensive background in creating digital businesses and business transformation with over 20 years of experience. Responsible for successful projects at Banco Digital (Banco Original), Venture Capital (Koolen & Partners), Mobile and E-commerce (Buscapé), Internet Platforms (Microsoft), and Advertising (TeRespondo). He is currently a member of Advisory Committees of the Board of Directors of TOTVS and Banco Original. Keynote speaker on Trends and Innovation, with more than 120 lectures in Brazil, LATAM, Canada, United States, Denmark, and the United Kingdom. Bachelor in Business Administration from Fundação Armando Alvares Penteado - FAAP University in 1997, with an MBA in Management from Insper in 2010; postgraduate in Marketing Management from FAAP in 2007 and Marketing certificate from Berkeley, University of California, USA, in 1996. Key contributions for the Company: Digital Business Management; Innovative Vision in Technology; and Entrepreneurship.

In the past 5 years such Management member has not been subject to (i) any criminal conviction; (ii) any conviction or application of any penalty by CVM (Securities and Exchange Commission of Brazil) administrative proceedings; (iii) any final and unappealable judgment, whether in court judicial or at administrative level, which has suspended or disqualified him from practicing any professional or business activity. Furthermore, such administrator is not considered to be a politically exposed person.

Gilberto Mifano - 566.164.738-72

Mr. Mifano holds a degree in Business Administration from the São Paulo School of Business Administration of the Getúlio Vargas Foundation University (1972). Currently, in addition to being an Independent Director and a member of the Audit and Governance Committees of TOTVS S.A., Mr. Mifano is an Independent Director and member of the Audit, Finance and People committees of Cielo S.A., Independent Member and member of the Audit and Risk Management and Finance Committee of Natura S.A., Independent Member of Construtora Pacaembu S.A., Advisory Member of Pragma Gestão de Patrimônio Ltda., Decision-making Director of RAPS - "Rede de Ação Política pela Sustentabilidade" (Political Action Network for Sustainability), Fiscal Council Director of the Arapyaú Institute of Education and Sustainable Development, and Fiscal Council Director of CIEB - Innovation Center for Brazilian Education. Previously, between 2014 and 2019, he was an Independent Board Member of Ambar S/A. until 2017, Independent Director of Baterias Moura S/A until 2014; and Member of the Fiscal Council of Instituto Natura until 2017, and Independent Member of the Sustainability and Governance Committee of Banco Santander Brasil S/A until 2016. Key Contributions for the Company: Corporate Governance; Finance; and Business Management.



In the past 5 years such Management member has not been subject to (i) any criminal conviction; (ii) any conviction or application of any penalty by CVM (Securities and Exchange Commission of Brazil) administrative proceedings; (iii) any final and unappealable judgment, whether in court judicial or at administrative level, which has suspended or disqualified him from practicing any professional or business activity. Furthermore, such administrator is not considered to be a politically exposed person.

Maria Letícia de Freitas Costa - 050.932.788-58

Ms. Freitas Costa has a degree in Production Engineering from the Polytechnic School of the University of São Paulo and an MBA from the Samuel Curtis Johnson School of Management at Cornell University, USA. She is currently a partner at Prada Assessoria Empresarial and Board Member of Localiza S.A., Mapfre, and Embraer. She is also a Member of the Audit Committee and Coordinator of the Strategy Committee of the corporation Votorantim Cimentos. In the past 5 years, Ms. Freitas Costa worked at Insper University between 2010 and 2015. From 2001 to 2010, Ms. Freitas Costa served as CEO of Booz Allen Hamilton operations (today known as Strategy&). She has also served as a Board Member of Sadia, Gafisa, Technip, RBS Mídia and Marcopolo, in addition to being a member of the Board Committee at the corporations Votorantim Industrial and Bematech. Key Contributions for the Company: Strategic Planning; Management; and Business Vision.

In the past 5 years such Management member has not been subject to (i) any criminal conviction; (ii) any conviction or application of any penalty by CVM (Securities and Exchange Commission of Brazil) administrative proceedings; (iii) any final and unappealable judgment, whether in court judicial or at administrative level, which has suspended or disqualified him from practicing any professional or business activity. Furthermore, such administrator is not considered to be a politically exposed person.

Mauro Gentile Rodrigues da Cunha. - 004.275.077-66

Mr. Rodrigues da Cunha has a degree in Economics from the Pontifical Catholic University of Rio de Janeiro and an MBA from the University of Chicago, USA; holds the position of Chairman of the Board of Directors of Caixa Econômica Federal, has over 25 years of experience in the securities and exchange markets and corporate governance. He served from 2012 to 2019 as CEO of AMEC - Association of Securities and Exchange Investors. Prior to that, he worked at several asset management corporations and financial institutions, including Mauá Investimentos, Franklin Templeton (Brazil), Bradesco Templeton, Investidor Profissional, among other ones. He was also Chairman of the Board of Directors of IBGC - Brazilian Institute of Corporate Governance. Today he is also a member of the Board of Directors and Coordinator of the Audit Committee of Eletrobrás - Centrais Elétricas Brasileiras, member of the Board of Directors and Coordinator of the People and Compensation Committee of brMalls Participações, and member of the Board of Directors of Klabin. Key Contributions for the Company: Securities and Exchange Market; Corporate governance; and Finance.

In the past 5 years such Management member has not been subject to (i) any criminal conviction; (ii) any conviction or application of any penalty by CVM (Securities and Exchange Commission of Brazil) administrative proceedings; (iii) any final and unappealable judgment, whether in court judicial or at



administrative level, which has suspended or disqualified him from practicing any professional or business activity. Furthermore, such administrator is not considered to be a politically exposed person.

Sylvia de Souza Leão Wanderley - 731.199.977-49

Ms. Wanderley worked for more than 30 years in the retail market, having worked at Walmart Brasil (1995-2000), Grupo Pão de Açúcar (2000 to 2012), and Carrefour (2015 to 2018), where she held positions as Vice President in the areas of Marketing, Sales, Operations, and Human Resources. She also served as Vice President of Marketing and Innovation at BRF from 2013 to 2014. She is currently a member of the Board of Directors of Sodimac Brasil, a Falabella group Company, Mendelics and of the Baumgart Group. She leads the People Committee and is a member of the Strategy Committee at Raiadrogasil. Graduated in Social Communication, with an Executive MBA in Administration at COPPEAD- UFRJ University, and specialization courses at MIT - Massachusetts Institute of Technology (USA), Sloan School of Management, and Fundação Dom Cabral. Key Contributions for the Company: Strategic Planning; People management; and Marketing.

In the past 5 years such Management member has not been subject to (i) any criminal conviction; (ii) any conviction or application of any penalty by CVM (Securities and Exchange Commission of Brazil) administrative proceedings; (iii) any final and unappealable judgment, whether in court judicial or at administrative level, which has suspended or disqualified him from practicing any professional or business activity. Furthermore, such administrator is not considered to be a politically exposed person.

Laércio José de Lucena Cosentino - 032.737.678-39

Mr. Cosentino is the founder and chairman of the Board of Directors of TOTVS, the largest technology company in Brazil. Graduated in Electrotechnical Engineering from the Polytechnic School of the University of São Paulo (USP), his career and history were consolidated in the IT sector especially by founding the corporation TOTVS in 1983. The Company is an absolute leader in Brazil, being present in 41 countries. Laércio Cosentino is a member of the Decision-making Board of the Brazilian Association of Information and Communication Technology Companies (Brasscom), a member of the Consulting Board of Cristália, chairman of the Board of Mendelics, Board Member of Brain4care, among other activities. Key Contributions for the Company: Entrepreneurship; Human Capital Strategy in Technology; Innovative Vision in Technology; and a renowned businessman in the technology sector and in Brazil.

In the past 5 years such Management member has not been subject to (i) any criminal conviction; (ii) any conviction or application of any penalty by CVM (Securities and Exchange Commission of Brazil) administrative proceedings; (iii) any final and unappealable judgment, whether in court judicial or at administrative level, which has suspended or disqualified him from practicing any professional or business activity. Furthermore, such administrator is not considered to be a politically exposed person.



Member	Type of conviction / Description of Conviction
Dennis Herszkowicz - 165.783.068-38	N/A
Gilsomar Maia Sebastião - 174.189.288-07	N/A
Gustavo Dutra Bastos - 026.942.416-46	N/A
Marcelo Eduardo Sant'anna Cosentino - 306.743.308-46	N/A
Juliano Tubino - 254.357.978-88	N/A
Alexandre Haddad Apendino - 292.459.418-92	N/A
Izabel Cristina Branco - 182.468.118-60	N/A
Eduardo Mazzilli de Vassimon - 033.540.748-09	N/A
Guilherme Stocco Filho - 176.649.438-25	N/A
Gilberto Mifano - 566.164.738-72	N/A
Maria Letícia de Freitas Costa - 050.932.788-58	N/A
Mauro Gentile Rodrigues da Cunha. - 004.275.077-66	N/A
Sylvia de Souza Leão Wanderley - 731.199.977-49	N/A
Laércio José de Lucena Cosentino - 032.737.678-39	N/A



12.7/8 - Composition of Committees

Name	Type of Committee	Type of Audit	Position Held	Date of Birth	Date on which took office	Term of Office
Individual Taxpayers' Register	Description Other Committees	Profession	Description of other positions held	Date of Election	Number of Consecutive Terms of Office	% of participation in meetings
Other positions and duties held at the issuer						
Gilberto Mifano	Audit Committee	Statutory audit committee adhering to CVM Instruction No. 308/99	Others	11/11/1949	04/30/2020	2 years
566.164.738-72		Business Administrator	Coordinator of the Committee	04/30/2020	3	100.00%
Member of the Board of Directors, Coordinator of the Audit Committee and Member of the Governance and Nomination Committee						
Mauro Gentile Rodrigues da Cunha	Audit Committee	Statutory audit committee adhering to CVM Instruction No. 308/99	Member of the Committee (Permanent)	11/06/1971	04/30/2020	2 years
004.275.077-66		Consultant		04/30/2020	3	100.00%
Member of the Board of Directors, Member of the Audit Committee and of the Personnel and Compensation Committee						
Ricardo Baldin	Audit Committee	Statutory audit committee adhering to CVM Instruction No. 308/99	Member of the Committee (Permanent)	07/14/1954	04/30/2020	2 years
163.678.040-72		Accountant		04/30/2020	0	0%
Member of the Audit Committee						
Dennis Herszkowicz	Other Committees		Member of the Committee (Permanent)	12/08/1974	04/30/2020	2 years
165.783.068-38	Strategy Committee	Advertising Executive		04/30/2020	2	100.00%
Chief Executive Officer						
Eduardo Mazzilli de Vassimon	Other Committees		Others	10/07/1958	04/30/2020	2 years
033.540.748-09	Governance and Nomination Committee	Economist	Coordinator of the Committee	04/30/2020	2	100.00%
Member of the Board of Directors, Coordinator of the Governance and Nomination and Member of the Personnel and Compensation Committee						
Guilherme Stocco Filho	Other Committees		Member of the Committee (Permanent)	07/01/1974	04/30/2020	2 years
176.649.438-25	Strategy Committee	Business Administrator		04/30/2020	2	100.00%



Member of the Board of Directors and Member of the Strategy Committee

Professional experience/Statement of no conviction/Independence criteria

Gilberto Mifano - 566.164.738-72 / N/A / Yes, he is deemed as an Independent Director according to the criteria determined in the 'Novo Mercado' Regulation of B3 S.A. - Brasil, Bolsa, Balcão and adopted by TOTVS' Bylaws.

Mauro Gentile Rodrigues da Cunha - 004.275.077-66 / N/A / Yes, he is deemed as an Independent Director according to the criteria determined in the 'Novo Mercado' Regulation of B3 S.A. - Brasil, Bolsa, Balcão and adopted by TOTVS' Bylaws.

Ricardo Baldin - 163.678.040-72 / N/A / Yes, he is deemed as an Independent Director according to the criteria determined in the 'Novo Mercado' Regulation of B3 S.A. - Brasil, Bolsa, Balcão and adopted by TOTVS' Bylaws.

Mr. Baldin holds a degree in Accounting Sciences from the University of Vale do Rio dos Sinos – UNISINOS (1978) and has a specialization in Finance from Fundação Dom Cabral (2006) and Executive Management from Fundação Getulio Vargas (2007). He is currently a member of Audit Committee of TOTVS and a member of the Board of Directors of XP Inc., and also serves as Coordinator of the Audit Committee of Alpargatas, ENEVA and CBMM. From May 2016 to July 2017, he held the position of Director of Controllershship, Technology and Internal Controls, Risks and Compliance at the National Bank for Economic and Social Development – BNDES, being considered, therefore, a politically exposed person. Previously, he served as a member of the Board of Directors of the Credit Guarantee Fund – FGC in 2019 and of its Fiscal Council in 2018. He was a member of the Board of Directors of Ecorodovias between 2018 and 2020 and of Braskem in 2019. Among its main projects are the acquisition of Banco Nacional by Unibanco, the merger of Itaú-Unibanco, the evaluation of the National Public Financial System, evaluation projects for acquisition (Sudameris, Banespa, etc.) and financial audits in major national banks. Key contributions for the Company: Finance, Business Management; and Corporate Governance.

In the past 5 years such member has not been subject to (i) any criminal conviction; (ii) any conviction or application of any penalty by CVM (Securities and Exchange Commission of Brazil) administrative proceedings; (iii) any final and unappealable judgment, whether in court judicial or at administrative level, which has suspended or disqualified him from practicing any professional or business activity.

Yes, he is deemed as an Independent Director according to the criteria determined in the 'Novo Mercado' Regulation of B3 S.A. - Brasil, Bolsa, Balcão and adopted by TOTVS' Bylaws.

Dennis Herszkowicz - 165.783.068-38 / N/A/ N/A



Eduardo Mazzilli de Vassimon - 165.783.068-38 / N/A / Yes, he is deemed as an Independent Director according to the criteria determined in the 'Novo Mercado' Regulation of B3 S.A. - Brasil, Bolsa, Balcão and adopted by TOTVS' Bylaws.

Guilherme Stocco Filho - 176.649.438-25 / NA/ Yes, he is deemed as an Independent Director according to the criteria determined in the 'Novo Mercado' Regulation of B3 S.A. - Brasil, Bolsa, Balcão and adopted by TOTVS' Bylaws.

Laércio José de Lucena Cosentino - **032.737.678-39** / He is not deemed as an Independent Director according to the criteria determined in the 'Novo Mercado' Regulation of B3 S.A. - Brasil, Bolsa, Balcão and adopted by TOTVS' Bylaws.

Maria Letícia de Freitas Costa - **050.932.788-58** / NA/ Yes, she is deemed as an Independent Director according to the criteria determined in the 'Novo Mercado' Regulation of B3 S.A. - Brasil, Bolsa, Balcão and adopted by TOTVS' Bylaws.

Sylvia de Souza Leão Wanderley - **731.199.977-49** / NA/ Yes, she is deemed as an Independent Director according to the criteria determined in the 'Novo Mercado' Regulation of B3 S.A. - Brasil, Bolsa, Balcão and adopted by TOTVS' Bylaws.

Member	Type of conviction / Description of Conviction
Eduardo Mazzilli de Vassimon - 033.540.748-09	N/A
Guilherme Stocco Filho - 176.649.438-25	N/A
Gilberto Mifano - 566.164.738-72	N/A
Maria Letícia de Freitas Costa - 050.932.788-58	N/A
Mauro Gentile Rodrigues da Cunha. - 004.275.077-66	N/A
Ricardo Baldin - 163.678.040-72	N/A
Sylvia de Souza Leão Wanderley - 731.199.977-49	N/A
Laércio José de Lucena Cosentino - 032.737.678-39	N/A



12.9 - Existence of a marital relationship, common-law marriage, or kinship up to the 2nd degree related to the issuer's administrators, subsidiaries, and controlling companies

Name	CPF [Tax Id.]	Corporate name of the issuer, subsidiary, or controlling company	Tax Id. (CNPJ)	Type of kinship or relationship with the administrator of the issuer or subsidiary
Position				
<u>Administrator of the issuer or subsidiary</u> Marcelo Eduardo Sant'anna Cosentino Vice President Officer of Business for Segments and IT	306.743.308-46	TOTVS S.A.	53.113.791/0001-22	Son (1st degree of kinship by consanguinity)
<u>Related person</u> Laércio José de Lucena Cosentino Chairman of the Board of Directors, Coordinator of the Governance and Nomination Committee, Member of the Strategy Committee	032.737.678-39	TOTVS S.A.	53.113.791/0001-22	
There is no marital relationship, common-law marriage, or kinship up to the second degree between the other Directors and (a) the other members of the Company's Management; (b) the managers of subsidiaries, direct or indirect, of the Company; (c) the direct or indirect controlling shareholders of the Company or its direct or indirect subsidiaries; or (d) the managers of the Company's direct and indirect parent companies.				



12.10. Relationships of subordination, service provision, or control between Management members and subsidiaries, controlling companies, and other:

Identification	CPF/CNPJ (tax id.)	Kind of Administrator's relationship with the related person	Kind of related person
Title/Position			
Fiscal year ended Dec. 31, 2019			
<u>Issuer's Administrator</u>			
Laércio José de Lucena Cosentino	032.737.678-39	Control	Supplier
Chairman of the Board of Directors, Coordinator of the Governance and Nomination Committee, Member of the Strategy Committee			
<u>Related person</u>			
VIP VII - Empreendimentos e Participações S.A.	11.284.022/0001-47		
Shareholder			
Property Lease Agreement, with TOTVS S.A. as lessor, and such related party as lessee, which is no longer a related party according to the Notice to the Market disclosed by the Company on December 4, 2019.			
<u>Issuer's Administrator</u>			
Laércio José de Lucena Cosentino	032.737.678-39	Provision of Services	Supplier
Chairman of the Board of Directors, Coordinator of the Governance and Nomination Committee, Member of the Strategy Committee			
<u>Related person</u>			
Inovalli Administração de Obras, Engenharia e Empreendimentos Imobiliários Ltda.	05.127.830/0001-06		
Company controlled by person related to the administrator.			
<u>Remark</u>			
Agreement to carry out the implementation of the interior design of the new headquarters of TOTVS S.A.			



Identification	CPF/CNPJ (tax id.)	Kind of Administrator's relationship with the related person	Kind of related person
Title/Position			

Issuer's Administrator

Laércio José de Lucena Cosentino
Chairman of the Board of Directors, Coordinator of the Governance and Nomination Committee, Member of the Strategy Committee

032.737.678-39

Provision of Services

Supplier

Related person

Brazilian Association of Information and Communication Technology Companies (Brasscom)

06.244.855/0001-44

Member of the Deliberative Council

Remark

Annual membership contribution

Issuer's Administrator

Laércio José de Lucena Cosentino
Chairman of the Board of Directors, Coordinator of the Governance and Nomination Committee, Member of the Strategy Committee

032.737.678-39

Provision of Services

Supplier

Related person

B3 – Brasil, Bolsa, Balcão

09.346.601/0001-25

Member of the Board of Directors (ceased to be a member on April 29, 2019)

Identification	CPF/CNPJ (tax id.)	Kind of Administrator's relationship with the related person	Kind of related person
Title/Position			

Fiscal year ended Dec. 31, 2018

Issuer's Administrator

Guilherme Stocco Filho
Member of the Board of Directors and the Strategy Committee

176.649.438-25

Control

Supplier



Related person

Red Mind Consultoria, Participações e Administradora de Bens e Serviços Ltda. – EPP
 Shareholder

20.673.070/0001-18

Remark

Consulting services agreement, with TOTVS S.A. as a contracting company and the related person as a contractor, having as purpose to take part in the Strategy Committee as an external consultant, which was terminated upon the election of Mr. Guilherme Stocco Filho as a member of the Board of Directors at the General Shareholders' Meeting held on April 5, 2018.

Issuer's Administrator

Laércio José de Lucena Cosentino

032.737.678-39

Control

Supplier

Chairman of the Board of Directors, Coordinator of the Governance and Nomination Committee, Member of the Strategy Committee

Related person

VIP VII - Empreendimentos e Participações S.A.
 Shareholder

11.284.022/0001-47

Remark

Property Lease Agreement, with TOTVS S.A. as lessor, and such related party as lessee

Issuer's Administrator

Laércio José de Lucena Cosentino

032.737.678-39

Provision of Services

Supplier

Chairman of the Board of Directors, Coordinator of the Governance and Nomination Committee, Member of the Strategy Committee

Related person

Inovalli Administração de Obras, Engenharia e Empreendimentos Imobiliários Ltda.

05.127.830/0001-06

Company controlled by person related to the administrator



Remark

Agreement to carry out the implementation of the interior design of the new headquarters of TOTVS S.A.

Issuer's Administrator

Laércio José de Lucena Cosentino

032.737.678-39

Control

Supplier

Chairman of the Board of Directors, Coordinator of the Governance and Nomination Committee, Member of the Strategy Committee

Related person

VIP IV Empreendimentos e Participações Ltda.

07.951.381/0001-33

Shareholder

Remark

Property Lease Agreement, with TOTVS S.A. as lessor, and such related party as lessee

Issuer's Administrator

Laércio José de Lucena Cosentino

032.737.678-39

Provision of Services

Supplier

Chairman of the Board of Directors, Coordinator of the Governance and Nomination Committee, Member of the Strategy Committee

Related person

B3 – Brasil, Bolsa, Balcão

09.346.601/0001-25

Member of the Board of Directors

Remark

Annual fee payment

Issuer's Administrator

Laércio José de Lucena Cosentino

032.737.678-39

Provision of Services

Supplier

Chairman of the Board of Directors, Coordinator of the Governance and Nomination Committee, Member of the Strategy Committee

Related person

Brazilian Association of Information and Communication Technology Companies (Brascom)

06.244.855/0001-44



Member of the Deliberative Council

Remark

Annual membership contribution

Identification	CPF/CNPJ (tax id.)	Kind of Administrator's relationship with the related person	Kind of related person
Title/Position			
Fiscal year ended Dec. 31, 2017			
<u>Issuer's Administrator</u>			
Guilherme Stocco Filho Member of the Board of Directors and Member of the Strategy and Technology Committee	176.649.438-25	Control	Supplier
<u>Related person</u>			
Red Mind Consultoria, Participações e Administradora de Bens e Serviços Ltda. - EPP Shareholder	20.673.070/0001-18		
<u>Remark</u>			
Consulting services agreement, which is no longer in force, with TOTVS S.A. as contracting company and the related person as contractor, the purpose of which was the contractor to take part in the Strategy and Technology Committee as an external consultant.			
<u>Issuer's Administrator</u>			
Laércio José de Lucena Cosentino Chief Executive Officer, President Director, Member of the Board of Directors, Member of the Strategy and Technology Committee, Member of the Governance and Nomination Committee, and Member of the People and Compensation Committee.	032.737.678-39	Control	Supplier
<u>Related person</u>			
VIP VII - Empreendimentos e Participações S.A. Related person	11.284.022/0001-47		



Remark

Property Lease Agreement, with TOTVS S.A. as lessor, and such related party as lessee

Issuer's Administrator

Marcelo Eduardo Sant'anna Cosentino

306.743.308-46

Control

Supplier

Business Vice President for the Professional Services and IT segment.

Related person

VIP VII - Empreendimentos e Participações S.A.

11.284.022/0001-47

Related person

Remark

Property Lease Agreement, with TOTVS S.A. as lessor, and such related party as lessee



12.11 - Agreements, including insurance policies, for payment or reimbursement of expenses borne by management

The Company and its subsidiaries continue to take out Civil Liability Insurance Policy for Management - D&O (world class), which provides for the payment or reimbursement of expenses incurred by management, as a result of compensation for damages caused to third parties or to the Company.

The current policy number 087372019010310000940 (insurance plan registered with SUSEP under No 15414.901229/2017-25), which was taken out with the insurance company AIG SEGUROS BRASIL S.A., is valid up until June 1, 2020 and has a maximum indemnity limit of one hundred million *Reais* (BRL 100,000,000.00).

Although covered by the current D&O policy taken out in Brazil, the executive officers and managers of the operations in Mexico, Argentina and the United States of America are also covered by a local policy issued in each country, with a coverage amount of one million US dollars (USD 1,000,000.00), with a view to speeding up the reimbursement of expenses resulting from any possible claims.

TOTVS does not sign Indemnity agreements with its Officers, Executives or Board Members.



12.12 – Other material information

Annual and Extraordinary General Meeting

The Company discloses below information in relation to the meetings held during the last three (3) years and in the current year:

Type	Date	Quorum (% of the Company's share capital)	Call to open the meeting
Annual and Extraordinary General Meeting (AGM & EGM)	April 27, 2020	AGM 67.75% and EGM 72.15%	Convened on 1st call
Annual and Extraordinary General Meeting (AGM & EGM)	April 18, 2019	AGM 71.11% and EGM 73.06%	Convened on 1st call
Annual and Extraordinary General Meeting (AGM & EGM)	April 5, 2018	85.12%	Convened on 1st call
Extraordinary General Meeting (EGM)	December 20, 2017	80.31%	Convened on 1st call
Annual and Extraordinary General Meeting (AGM & EGM)	April 20, 2017	75.70%	Convened on 1st call

At the Annual and Extraordinary General Meeting of the current fiscal year, held on April 27, 2020, the Company's Management approved, in addition to other topics, the following adjustments to the number of Board of Directors and Statutory Board:

- (i) Reduction of the number of members of the Board of Directors to seven (7) Directors, effective from AEGM;
- and (ii) The possibility of adding a member to the Board of Executive Officers over 2020.

Considering the current dynamics in the market, partly as a consequence of an increased competitiveness among the segments of the economy and the massive rise of startups, the Management understands that the proposal to reduce from 9 to 7 members in the Board of Directors will provide greater agility and flexibility in the strategic decision-making process, while preserving this group's solid knowledge in Technology, Governance, Entrepreneurship, Management, and Business Vision.

In addition to section 12.5/6 and 12.7/ 8

The Company has an immersion process for new members of the Board of Directors, by means of which the member has access to the Company's organizational structure, market positioning, strategic vision and a review of its main strategic projects. The process lasts approximately one day and ideally is carried out prior to the member's first attendance at a Board meeting.

In addition, the Company makes it clear that all employees participated in the training regarding the Code of Ethics and Conduct. In addition to this, we hereby give notice that the executive board should take part in the training on an annual basis.

For more information in relation to the assessment process of the Board of Directors, Committees, Executive Board and the members of each of these bodies, see item 12.1 (d) of this Reference Form.



13.1 – Description of compensation policy or practice, including for non-statutory executive board

13.1 Describe the policy or practice of compensation of the Board of Directors, Statutory and Non-Statutory Executive Board, Audit Committee, Statutory Committees and Audit, Risk, Financial, and Compensation Committees, addressing the following matters:

a. Purposes of the compensation policy or practice, informing whether such compensation policy has been formally approved, the area responsible for approving it, the date of approval and, if the issuer discloses such policy, all places on the Internet where such document can be read

The Company has a Human Relations Management and Compensation Policy, which was approved on May 4, 2018 by the Board of Directors. Such Policy has as purpose to define competitive compensation models that are aligned with market practices that enhance the attraction and retention of professionals, raising the medium- and long-term alignment between the interests of executives and shareholders.

Such Human Relations Management and Compensation Policy is available on the TOTVS Investor Relations website (<https://ri.TOTVS.com/ptb/estatutos-politicas-e-regimentos>) and on the CVM website.

b. how compensation is composed, pointing out the following:

i. description of the different items of the compensation and the purpose of each one of them

Board of Executive Officers

Fixed Compensation: it is connected to the amount received every month by the professional, and is aimed at compensating him/her for the duties and responsibilities inherent to the position held.

Variable Compensation:

- **Semi-annual bonus:** it refers to the variable amounts received semi-annually by the professional, as a reward for his/her individual results and the Company's results. Such semiannual bonus is bound to global financial criteria and individual performance by fulfilling certain financial and operational targets set.
- **Share Plan:** it refers to the value of the restricted common shares issued by the Company that are delivered to eligible Participants, strictly under the terms and conditions set forth in the current Share-Based Incentive and Retention Plan approved by the General Meeting on December 15, 2015 and added on April 5, 2018, with the following purposes: (i) increasing the medium- and long-term alignment between the interests of executives and shareholders; and (ii) serving as a essential tool for retaining and attracting talents, in an industry that suffers global competition and has compensation levels above the average of other sectors. The number of shares to be granted annually to each officer is based on the individual performance measured by the "9 Box" method, which considers the effective deliveries of each director over the fiscal year. The assessments are carried out by the officer's manager, with subsequent calibration by a collegial body with the presence of the CEO and the Vice President of Human Relations.
- The conclusion of such collegial body is submitted to the People and Compensation Committee, which forwards it, together with its recommendation, for deliberation by the Board of Directors.
- **Benefits:** it refers to the set of benefits granted to officers, such as health insurance, meal vouchers, private pension plans, life insurance, among other. Such set of benefits is the same for all officers; however, there may be differences in the amounts of benefits granted depending on the position and the region in which the officer works.



Board of Directors

The compensation of the Board of Directors members consists of a fixed monthly remuneration that aims at rewarding the directors according to market practices.

For the second consecutive year, that is, since 2019 the compensation of the Chairman of the Board is also made up of a variable portion of the share plan, under the terms and conditions set forth in the Share-Based Incentive and Retention Plan. The granting of Restricted Shares is subject to the fulfillment of predetermined targets and the contribution and performance to the Company's medium- and long-term strategy with the purpose of generating value for shareholders.

In addition, the Chairman of the Board of Directors is also eligible for the following benefits: life insurance, medical plan, dental plan, and vehicle with driver.

Audit Committee, People and Compensation Committee, Governance and Nomination Committee, and Strategy Committee

The Company's committees are composed exclusively of members of the Company's Board of Directors and Executive Board of Officers. Since fiscal year 2017, according to the generally-accepted market practices, the Board of Directors' members who are part of committees receive a fixed compensation in addition to the remuneration that they are entitled to as Directors of the Company.

ii. regarding the last 3 fiscal years, the proportion of every item in the total compensation is shown below:

BOARD OF EXECUTIVE OFFICERS

Compensation Item	2019	2018	2017*
Fixed	31%	57%	70%
Variable	63%	37%	30%
Benefits	6%	6%	-

* Benefit amounts were not reported in the FS until 2017

BOARD OF DIRECTORS

Compensation Item	2019	2018	2017
Fixed	82%	100%	100%
Variable*	14%	-	-
Benefits*	4%	-	-

* Applicable to the Chairman of the Board of Directors only



AUDIT COMMITTEE, PEOPLE AND COMPENSATION COMMITTEE, GOVERNANCE AND NOMINATION COMMITTEE, AND STRATEGY COMMITTEE

As shown in item (i) above, the committee members' compensation is 100% composed of fixed compensation.

iii. method of calculation and updating of each remuneration item

The calculation methods used for each item of management compensation are shown below:

Board of Executive Officers

- **Semi-annual bonus:** the semi-annual bonus pool to be distributed to officers depends on the achievement of the Company's EBITDA targets, as well as the contribution margin of the business or expenses of each Executive Board as determined for the period by the Board of Directors. If any of such indicators does not reach a minimum of 90% of the target set for the period, there will be no bonus payment for the corresponding period. If the targets set are achieved between 90% and 99%, the pool will be reduced by 50%. If the target is reached or exceeded, the semiannual bonus pool may be distributed in full.

Once the bonus pool applicable to each semester has been determined, the individual bonus is weighted according to the achievement of the individual targets of each officer, as such targets reflect the definitions of financial purposes, productivity, and the strategic priorities of the Company, measured through financial, efficiency, and project indicators such as revenue, cost, and client satisfaction.

The targets of each officer are determined individually according to their area of expertise. Such targets can only be changed during the year for extraordinary reasons and any adjustments must be approved by the Board of Directors or by the People and Compensation Committee, as applicable.

- **Share Plan:** assisted by the People and Compensation Committee, the Board of Directors nominates the members of the board of executive officers who may take part in the Plan and receive restricted shares issued by the Company, subject to the terms and conditions of the Plan. The number of shares to be granted to each officer is fixed by the Board of Directors, based on the individual performance measured by the "9 Box" method, which takes into account the effective deliveries of each executive over the fiscal year. According to the 9 box method, each Director is placed in a matrix with 9 squares, in which (i) the X axis (50% weight) represents result indicators bound to the individual quantitative targets set for the year (indicators such as EBITDA, Revenue, Cost, among other); (ii) Y axis (50% weight) measures adherence to strategic business competencies (such as Operational Excellence, Innovation for Results, and Focus on Client Success, among other, and the potential that the officer has, according to the determined succession plan, to undertake greater challenges. The result is submitted to the People and Compensation Committee to be reviewed, and to the Board of Directors' final resolution.
- **Fixed Compensation:** the fixed compensation can be updated every year at the sole discretion of the Board of Directors, as suggested by the People and Compensation Committee, which assesses the Officer's performance in his/her activities and compliance with the goals set. The fixed compensation can also be updated according to official inflation indices and comparative market reviews carried out by expert consultants.
- **Benefits:** the analysis of the benefit package is reviewed every year in view of the market practices found with the help of consultants specialized in the matter.



Board of Directors

The fixed compensation is reviewed every year in view of the market practices identified by expert consultants, and is also submitted annually to the approval of the Company's shareholders.

The Chairman of the Board of Directors has a fixed remuneration higher than the other members, in addition to a share-based variable remuneration that takes into account indicators having a quantitative content (weight of 70%) and qualitative content (weight of 30%).

The benefits applicable to the Chairman of the Board of Directors are calculated and adjusted in the same manner as those applicable to the Board of Executive Officers.

Audit Committee, People and Compensation Committee, Governance and Nomination Committee, and Strategy Committee

The adequacy of fixed compensation and the compensation for participation in committees is reviewed every year in view of market practices determined by specialized consultants, and the corresponding amounts are annually submitted to shareholders' approval.

iv. reasons that justify the composition of the compensation

Board of Executive Officers

The items making part of the compensation set aim at ensuring parity with market practices, representing the strategy of attracting and retaining skilled professionals, as well as the sustainability of the Company's businesses, combining a fixed monthly compensation with an annual compensation (short-term bonus) and with the share plan (long term). The variable compensation strategy bound to the Company's results aims at ensuring greater engagement, sense of ownership by the officers, and greater alignment of interests with shareholders. At the same time, it also aims at guaranteeing retention, especially in a technology sector that suffers global competition for talents and that has been experiencing significant cost inflation and a shortage of human resources. We understand that a critical factor for the Company's success is the ability to attract and retain its main executives and talents, and their compensation is an essential part of that.

Board of Directors

The Board of Directors' fixed compensation aims at ensuring parity with market practices, representing the strategy of attracting and retaining qualified professionals, as well as the sustainability of the Company's businesses.

It is worth mentioning that the current Chairman of the Board of Directors is the founder of the Company, having been holding the position of CEO for more than 30 years. His level of knowledge, experience, and representativeness in the Company and toward other stakeholders (clients, partners, public and private entities etc.) has great value. Thus, we understand that his position is distinguished from the traditional position of a Chairman of the Board of Directors. Accordingly, in order to ensure its retention and dedication, in view of the scope of the duties of the Chairman of the Board of Directors, as provided for in the Board of Directors' Internal Regulation, the stock-based variable compensation strategy aims at ensuring greater alignment of interests with shareholders, and the granting of benefits aims at ensuring parity with market practices applicable to positions with similar responsibilities. We highlight the following activities inherent to the position of Chairman of the Board of Directors of TOTVS: keeping relationships with shareholders for matters of governance and strategic guidelines; representing the Company, whenever required, with the Government, with domestic or international political entities, market entities, regulatory agencies, multilateral and/or international departments and international associations of which the Company is a member; and acting as a spokesperson for the Board of Directors, being



able to comment on institutional matters of the Company and issues connected to the domestic and international securities and exchange markets.

Audit Committee, People and Compensation Committee, Governance and Nomination Committee, and Strategy Committee

The compensation for taking part in committees aims at ensuring parity with market practices, representing the strategy of attracting and retaining qualified professionals, as well as the sustainability of the Company's businesses.

v. the existence of members unpaid by the issuer and the reason for that

As of November 2018, all members of the Board of Executive Officers, Board of Directors, and advisory committees receive compensation.

c. key performance indicators taken into consideration in determining each item of compensation

Board of Executive Officers

The key performance indicators used to determine the semiannual bonus are: (i) the Company's result, measured by means of a financial profit target (EBITDA); (ii) the financial result of each business, measured by means of a contribution or expense margin target; (iii) individual performance, which includes numerical targets for sales and profits, quantitative targets for productivity and efficiency, and targets for projects bound to the strategic priorities of the Company's strategic planning.

The current performance indicator used by the Board of Directors to determine the number of shares to be granted under the Stock Plan is the "9Box" method, as described in section 13.1(b) (i) and (iii).

Board of Directors and Audit Committees, People and Compensation Committee, Governance and Nomination Committee, and Strategy Committee

The fixed compensation of members of the Board of Directors and committees is not based on performance indicators. The share-based compensation of the Chairman of the Board takes into account indicators that have: (i) quantitative content (70% weight) - targets bound to the business, assessing the assertiveness in the contribution and performance of the Company's medium- and long-term strategy with the purpose of adding value for the Company's shareholders; and (ii) qualitative content (weight of 30%) - goals bound to the succession of the CEO, making specific efforts aiming at positive and growing results in the succession process.

d. the compensation is structured as follows to reflect the evolution of performance indicators

The compensation structure to reflect the evolution of performance indicators is detailed in paragraph (iii).

e. the way how the policy or practice of compensation is aligned with the Company's interests in the short, medium and long term

The items comprising the compensation policy are determined with the purpose of attracting, retaining, engaging professionals, in addition to creating a feeling of ownership of the professionals towards the Company, balancing elements that have short-, medium- and long-term metrics as parameters. The implementation of the Share-Based Incentive and Retention Plan has been increasing the relevance of the variable items in the total compensation composition, presented in Item (ii), which also contributes significantly to a higher level of alignment of long-term interests.



f. existence of compensation supported by controlled subsidiaries, or direct or indirect controllers

There is no compensation of statutory administrators supported by subsidiaries, controlled companies or direct or indirect controllers in the Company.

g. existence of any compensation or benefit bound to the occurrence of certain corporate event, such as the sale of issuer's corporate control

Agreements with officers provides for the payment of indemnities to them exclusively in the event that the removal of a director takes place after certain relevant corporate changes, such as changes in the Company's control; acquisitions and/or subscriptions by third parties of shares representing 20% of the Company's capital stock; corporate restructuring; or the resolution to dissolve the Company.

In addition, the Chief Executive Officer will be entitled to receive the equivalent to 100% of the annual global compensation for the proportional period remaining to 3 (three) years, if within such three-year period from November 2018, (i) a material corporate change occurs, and (ii) the Company terminates its agreement without a cause.

h. practices and procedures adopted by the board of directors to determine the individual compensation of the board of directors and the board of executive officers, pointing out:

i. the issuer's departments and committees that take part in the decision-making process, detailing how they take part in it

The People and Compensation Committee is the department that provides the Board of Directors with support in the decision-making process bound to the preparation of the individual compensation proposal for the Board of Directors' and the Board of Executive Officers' members, by performing reviews of the best market practices.

ii. criteria and methods used for setting individual compensation, pointing out whether studies are used to check market practices, and, if so, the comparison criteria and the scope of those studies

The criteria and methods used to set the individual compensation consider studies connected to the best market practices based on the results of surveys carried out by expert consultants, considering companies with a profile similar to that of the Company in size and structure.

iii. how often and how the board of directors assesses the adequacy of the issuer's compensation policy

Every year the People and Compensation Committee assesses the retention of the Company's talents, which includes the review of the need for adapting the compensation practices adopted, including benefits, to the standards practiced in the market and, particularly, to the information technology market. If such Committee deems it necessary and/or appropriate, adjustments are recommended to the Board of Directors. In addition, officers' targets, the achievement of which is decisive to determine the amount to be paid by the Company as variable compensation and the amount of restricted shares to be granted to such officers, under the terms of the Share-based Compensation Plan, are reviewed on an annually basis and confirmed by the Company's Board of Directors.



13.2 - Total compensation of the board of directors, statutory executive board and fiscal council:

Proposal of total compensation for the fiscal year ending on December 31, 2020 - Annual Amounts				
	Board of Directors	Statutory Board of Executive Officers	Fiscal Council*	Total
Total Nr. of members	7.67	7.50		15.17
Number of paid members	7.67	7.50		15.17
Fixed annual compensation				
Salary or management fees	3,452,224.00	7,903,570.07		11,355,794.07
Direct and indirect benefits	395,558.64	1,417,346.03		1,812,904.67
Participation in committees	1,044,979.20	0.00		1,044,979.20
Other	0.00	0.00		0.00
Description of other fixed compensation				
Variable compensation				
Bonus	0.00	5,083,735.43		5,083,735.43
Profit sharing	0.00	0.00		0.00
Attendance at meetings	0.00	0.00		0.00
Commissions	0.00	0.00		0.00
Other	0.00	0.00		0.00
Description of other variable compensation				
Post-employment	0.00	364,780.15		364,780.15
Termination of position	0.00	92,195.26		92,195.26
Stock-based (including options)	2,394,800.00	20,198,225.31		22,593,025.31
Remark				
Total compensation	7,287,561.84	35,059,852.25		42,347,414.09

*The Company has no Fiscal Council established.



Proposal of total compensation for the fiscal year ended on December 31, 2019 - Annual Amounts				
	Board of Directors	Statutory Board of Executive Officers	Fiscal Council*	Total
Total Nr. of members	8.75	6.50		15.25
Number of paid members	8.75	6.50		15.25
Fixed annual compensation				
Salary or management fees	3,667,777.50	6,397,958.01		10,065,735.51
Direct and indirect benefits	245,701.78	1,236,823.14		1,482,524.92
Participation in committees	956,214.90	0.00		956,214.90
Other	0.00	0.00		0.00
Description of other fixed compensation				
Variable compensation				
Bonus	0.00	5,334,000.00		5,334,000.00
Profit sharing	0.00	0.00		0.00
Attendance at meetings	0.00	0.00		0.00
Commissions	0.00	0.00		0.00
Other	0.00	0.00		0.00
Description of other variable compensation				
Post-employment	0.00	129,526.82		129,526.82
Termination of position	0.00	1,014,147.86		1,014,147.86
Stock-based (including options)	769,600.00	7,803,629.42		8,573,229.42
Remark				
Total compensation	5,639,294.18	21,916,085.25		27,555,379.43

*The Company has no Fiscal Council established.



Proposal of total compensation for the fiscal year ended on December 31, 2018 - Annual Amounts				
	Board of Directors	Statutory Board of Executive Officers	Fiscal Council*	Total
Total Nr. of members	9.00	9.50		18.50
Number of paid members	8.17	9.50		17.67
Fixed annual compensation				
Salary or management fees	2,646,697.51	10,839,218.40		13,485,915.91
Direct and indirect benefits	0.00	880,442.93		880,442.93
Participation in committees	620,288.20	0.00		620,288.20
Other	0.00	0.00		0.00
Description of other fixed compensation				
Variable compensation				
Bonus	0.00	3,160,896.96		3,160,896.96
Profit sharing	0.00	0.00		0.00
Attendance at meetings	0.00	0.00		0.00
Commissions	0.00	0.00		0.00
Other	0.00	0.00		0.00
Description of other variable compensation				
Post-employment	0.00	146,765.52		146,765.52
Termination of position	0.00	0.00		0.00
Stock-based (including options)	0.00	3,724,983.56		3,724,983.56
Remark				
Total compensation	3,266,985.71	18,752,307.37		22,019,293.08

*The Company has no Fiscal Council established.



Proposal of total compensation for the fiscal year ended on December 31, 2017 - Annual Amounts				
	Board of Directors	Statutory Board of Executive Officers	Fiscal Council*	Total
Total Nr. of members	9.00	10.83		19,83
Number of paid members	7.67	10.83		18.50
Fixed annual compensation				
Salary or management fees	1,930,749.68	11,628,572.80		13,559,322.48
Direct and indirect benefits	0.00	0.00		0.00
Participation in committees	343,000.00	0.00		343,000.00
Other	0.00	0.00		0.00
Description of other fixed compensation				
Variable compensation				
Bonus	0.00	1,349,630.67		1,349,630.67
Profit sharing	0.00	0.00		0.00
Attendance at meetings	0.00	0.00		0.00
Commissions	0.00	0.00		0.00
Other	0.00	0.00		0.00
Description of other variable compensation				
Post-employment	0.00	447,776.05		447,776.05
Termination of position	0.00	0.00		0.00
Stock-based (including options)	0.00	3,548,681.64		3,548,681.64
Remark				
Total compensation	2,273,749.68	16,974,661.16		19,248,410.84

*The Company has no Fiscal Council established.

For comparative purposes, we present in section 13.16 the details of the global annual remuneration for fiscal year of 2019 and the Compensation Proposal for fiscal year 2020



13.3 - Variable compensation of the Board of Directors, statutory executive board and fiscal council

Variable remuneration - fiscal year ending on Dec. 31, 2020				
	Board of Directors	Statutory Board of Ex. Officers	Fiscal Council	Total
Number of Members	7.67	7.50	-	15.17
Number of paid members	7.67	7.50	-	15.17
Bonus				
Minimum amount set forth in the compensation plan	-	1,270,933.86	-	635,466.93
Maximum amount set forth in the compensation plan	-	5,083,735.43	-	7,625,603.14
Amount set forth in the compensation plan, if the targets set were met	-	5,083,735.43	-	5,083,735.43
Amount effectively recognized in the financial result for the fiscal year	-	N/A	-	-
Profit Sharing				
Minimum amount set forth in the compensation plan	-	-	-	0.00
Maximum amount set forth in the compensation plan	-	-	-	0.00
Amount set forth in the compensation plan, if the targets set were met	-	-	-	0.00
Amount effectively recognized in the financial result for the fiscal year	-	-	-	0.00
Variable remuneration - fiscal year ended on Dec. 31, 2019				
	Board of Directors	Statutory Board of Ex. Officers	Fiscal Council	Total
Number of Members	8.75	6.50	-	15.25
Number of paid members	8.75	6.50	-	15.25
Bonus				
Minimum amount set forth in the compensation plan	-	667,463.80	-	667,463.80
Maximum amount set forth in the compensation plan	-	8,009,565.56	-	8,009,565.56
Amount set forth in the compensation plan, if the targets set were met	-	5,339,710.37	-	5,339,710.37
Amount effectively recognized in the financial result for the fiscal year	-	5,334,000.00	-	5,334,000.00
Profit Sharing				
Minimum amount set forth in the compensation plan	-	-	-	0.00
Maximum amount set forth in the compensation plan	-	-	-	0.00
Amount set forth in the compensation plan, if the targets set were met	-	-	-	0.00
Amount effectively recognized in the financial result for the fiscal year	-	-	-	0.00



Variable remuneration - fiscal year ended on Dec. 31, 2018				
	Board of Directors	Statutory Board of Ex. Officers	Fiscal Council	Total
Number of Members	9.00	9.50	-	18.50
Number of paid members	8.17	9.50	-	17.67
Bonus				
Minimum amount set forth in the compensation plan	-	972,841.94	-	972,841.94
Maximum amount set forth in the compensation plan	-	11,674,103.34	-	11,674,103.34
Amount set forth in the compensation plan, if the targets set were met	-	7,782,735.56	-	7,782,735.56
Amount effectively recognized in the financial result for the fiscal year	-	3,160,896.96	-	3,160,896.96
Profit Sharing				
Minimum amount set forth in the compensation plan	-	-	-	0.00
Maximum amount set forth in the compensation plan	-	-	-	0.00
Amount set forth in the compensation plan, if the targets set were met	-	-	-	0.00
Amount effectively recognized in the financial result for the fiscal year	-	-	-	0.00
Variable remuneration - fiscal year ended on Dec. 31, 2017				
	Board of Directors	Statutory Board of Ex. Officers	Fiscal Council	Total
Number of Members	9.00	10.83	-	19.83
Number of paid members	7.67	10.83	-	18.50
Bonus				
Minimum amount set forth in the compensation plan	-	1,896,965.14	-	1,896,965.14
Maximum amount set forth in the compensation plan	-	11,381,790.81	-	11,381,790.81
Amount set forth in the compensation plan, if the targets set were met	-	7,587,860.54	-	7,587,860.54
Amount effectively recognized in the financial result for the fiscal year	-	1,349,630.67	-	1,349,630.67
Profit Sharing				
Minimum amount set forth in the compensation plan	-	-	-	0.00
Maximum amount set forth in the compensation plan	-	-	-	0.00
Amount set forth in the compensation plan, if the targets set were met	-	-	-	0.00
Amount effectively recognized in the financial result for the fiscal year	-	-	-	0.00



13.4 - Share-based compensation plan of the Board of Directors and the Statutory Executive Board

The Company currently has two share-based compensation plans: "Plan 1" approved at the Meeting held on November 29, 2012, and "Plan 2" approved at the Meeting held on December 15, 2015 and amended at the Meeting on April 5, 2018. Currently, no new options are granted under plan 1.

DESCRIPTION OF PLAN 1

a. general terms and conditions of the plan

The TOTVS Stock Option Plan ("Plan 1") is managed by the Board of Directors, which is exclusively responsible for:

- (i) determining the Beneficiaries of each type of option and eligibility for the Partner Program;
- (ii) determining the total number of options of each type subject of such granting, as well as the number of options of each type which each Beneficiary will be individually entitled to;
- (iii) determining performance-related goals to set forth criteria for choosing Beneficiaries, as well as determining the number of options to be granted to each Beneficiary;
- (iv) determining the form and payment term for the exercise price of such options;
- (v) changing the terms and conditions of the options granted in the event of any change in the applicable laws;
- (vi) proposing changes to the Plan to be submitted for approval by the Company's General Meeting;
- (vii) giving the Company's Board of Executive Officers consent to execute the Option Agreements with the Beneficiaries of the Plan, as well as the Share Subscription Agreements and any amendments, whenever necessary; and
- (viii) deciding the omitted cases, observing the general guidelines of the Plan and the applicable legal provisions.

The Plan is valid for a period of 60 months immediately after its approval by the Company's General Meeting, remaining in force until the expiration of the Exercise Period or Effective Period of the outstanding Options.

The main characteristics of Plan 1 are listed below:

- **Participants:** Directors, Officers, and employees of the Company, who are members of the Company's Executive Committee, hold positions as Directors or Executive Officers, or are employees of the Company and its subsidiaries who, at the discretion of the Board of Directors, have stood out for contributing significantly to the performance of the Company, or whose hiring or retention is of vital importance for the good performance of the Company's plans and strategies;
- **Granting of Regular Options bound to the acquisition of shares:** to the beneficiary acquiring TOTVS' shares with funds corresponding to amounts received as profit-sharing distribution (PLR) in a given fiscal year and that undertakes to maintain them for the Lock-up period to receive options, options called Regular Options will be granted;
- **Vesting term ("Grace Period"):** the options will be mature 3 years from the date of granting the options;
- **Exercise period:** the options can be exercised by the participants within a maximum period of 2 years after the *vesting* period is exceeded, that is, up to 5 years from the granting;
- **Lock-up period on Shares to receive Regular Options:** for the shares acquired under Plan 2 to be entitled to receive Regular Options, they cannot be sold/transferred for a period of 2 years. In turn, those shares acquired as a result of exercising Regular Options are not subject to such rule forbidding them to be sold for 2 years;



- **Granting of Restricted Options bound to the acquisition of shares:** to the beneficiary acquiring TOTVS' shares by investing an amount corresponding to 100% of the amount received in a certain fiscal year as profit-sharing distribution (PLR), and that undertakes to keep them for *the Lock-up* period to receive Restricted Options, options called Restricted Options will be granted. Restricted Options are intended for approximately 20% of beneficiaries of Regular Options, which are part of the so-called "Partner Program";
- **Exercise of Restricted Options:** Restricted Options may be exercised upon proof of the exercise of Regular Options;
- **Lock-up period on Shares resulting from the exercise of Restricted Options:** those shares acquired through the exercise of Restricted Options will not be able to be sold for the period of 1 year counted from the exercise;

b. main purposes of the plan

The Option-based Incentive Plan ("Plan 1") aims at setting forth rules so that certain employees and managers of the company or other companies under its control ("Beneficiaries") can acquire shares issued by them by granting an Stock Option Purchase plan, aiming, thus, at aligning in the medium and long term the interests of the Beneficiaries with those of the shareholders, expanding the sense of ownership and the commitment of the officers through the concept of investment and risk, binding the granting of long-term incentives with the short-term result of the Company and the officer, and introducing the "Partner Program" concept, which reinforces the retention power of a selected strategic group.

c. how the plan contributes to achieve such purposes

The plan contributes to such purpose to the extent that it creates a bond between the compensation of eligible beneficiaries and the Company's performance, as the greater the benefit, the better the performance of the Company and its reflection in the appreciation of its share price.

Eligible people tend to become more motivated by the possibility of increasing their remuneration in the long run and to work in line with market and shareholders' expectations, trying to make decisions not only for their own benefit, but for the benefit of the organization as a whole.

d. how the plan fits into the issuer's compensation policy

The plan supplements the remuneration of eligible beneficiaries, as it adds a long-term compensation element [for more information, see section 13.1 (b)], since the eligible beneficiary, to become holder of the Regular Options, must invest the percentage of the amount received in the exercise as Bonus/PLR (profit sharing distribution), net of income tax, which may be 50% or 100%. The percentage of the amount received in the fiscal year as Bonus/PLR invested will be considered as a criterion for determining the number of Regular Options to be granted by the Company to the Beneficiary, and to participate in the Partner Program and become holder of Restricted Options it must be of 100%.

The plan also has the effect of retaining talent in an increasingly competitive market, in addition to creating incentives to provide greater motivation to beneficiaries.

e. how the plan aligns the interests of management and the issuer in the short, medium, and long term

Plan 1 is part of the management compensation strategy, adding a long-term element in which the Beneficiary who wishes to exercise his options may exercise them for a period of two years that will begin the day after the end of the Grace Period, considering that the exercise price of the Options will be the price at which Shares issued by the Company will be acquired.



The Options will be valid for a period of five years from the granting date, after which they will be extinguished.

Another important element is the one best described in section 13.4 (n), since the termination of the eligible beneficiary for cause will extinguish the options granted that have not yet been exercised by the date his/her termination, exceptions made with the specific approval by the Board of Directors. Accordingly, both the reservation of rights and the dismissal of the employee require, in different ways, that the professional behavior of the eligible persons is not opportunistic and is aimed at longer periods of time. This is because, in the short term, their remuneration will not be increased by the variable part composed of *stock options* and, in the medium term, a low level of performance by the employee may result in termination/severance or decrease in the Company's share price.

f. maximum number of shares covered

The total number of Shares to be allotted to the Plan may not exceed 2.5% (two integers and five tenths per cent) of the Company's capital stock within four years (counted from the date of approval of the Plan by the Company's General Meeting).

For the purposes of such limit, all Options granted based on the Plan will be considered, as well as the Shares already acquired or subscribed by the corresponding Beneficiaries as a result of the Plan, whether or not they are in their possession.

In order to perform the exercise of Options granted observing the Plan requirements, the Company may issue new shares within the limit of authorized capital, excluding the preemptive right of the current shareholders of the Company, as allowed for by Article 171, paragraph 3, of Law 6,404 of December 15, 1976, as amended (Brazilian Corporations Act).

g. maximum number of options to be granted

The total number of Shares to be allotted to the Plan may not exceed 2.5% (two integers and five tenths per cent) of the Company's capital stock within four years (counted from the date of approval of the Plan by the Company's General Meeting).

h. conditions for share acquisition

For Regular Options, it will be the market price of the Share at the time of granting the Option, thus determined based on the average of the closing prices of the last five trading sessions prior to the Granting Date.

The exercise price of the Restricted Options will be the fulfillment of the obligation to do, which consists of acquiring Shares issued by the Company with an investment of 100% of the amount received by the Beneficiary in the previous year as Bonus/PLR (profit sharing distribution), net of income tax, and by keeping the ownership of such Shares unchanged for the Lock-up *Period*.

i. criteria for setting the acquisition or strike price

The strike price will be determined based on the unit value of TOTVS' shares and corresponds to the arithmetic average of their prices in the 5 trading sessions prior to the granting date.

j. criteria for determining the term of exercise

Regular Options may be exercised for up to 24 months after the Grace Period, established at 36 months, and Restricted Options may only be exercised after the Grace Period and upon proof of the exercise of Regular Options.



Only full batches of Options may be exercised, and fractional exercise of only part of a concession may not be performed.

k. settlement method

The strike price must be paid in cash, upon subscription or purchase of the corresponding shares. The Company intends to use shares held in treasury to comply with the exercise of stock option rights.

l. restrictions to transfer of shares

The shares acquired for the beneficiary to be entitled to receive Regular Options will not be able to be sold/transferred for a period of 2 years. In turn, those shares acquired as a result of exercising Regular Options are not subject to such rule forbidding them to be sold for 2 years. Besides, shares acquired through the exercise of Restricted Options will remain forbidden to be sold for a period of 1 year from the exercise of the option.

m. criteria and events that, when found, will cause suspension, change, or termination of the plan

The General Shareholders' Meeting is responsible for amending, suspending, or extinguishing the Plan, especially in the event of facts that imply a significant change in the economic scenario that could compromise the Company's financial situation.

The granting of Options under the Plan will not prevent the Company from engaging in transactions of sale/disposal of control and operations of corporate restructuring, such as transformation, acquisition, merger, and spin-off.

If the Company is dissolved, liquidated, or has its bankruptcy declared, the options will be automatically extinguished, and all effects thereof will cease to have effect for all legal purposes, without prejudice to any provision to the contrary provided for in the plan.

n. consequences in case the manager leaves the issuer's bodies, about his/her rights provided for in the share-based compensation plan

In the event the beneficiary leaves the Company for any reason, either at the initiative of the Beneficiary or at the initiative of the Company, with or without cause, the following rules will apply: (a) the Lock-up Period that applied to the Shares acquired directly through the investment of the Beneficiary's profit-sharing distribution (PLR) will cease to exist, and the Shares will be immediately released to be sold; (b) the Lock-up Period for Shares Acquired with Restricted Options will continue to flow normally; (c) Mature Options may be exercised for a period of three months from such date of the beneficiary's Termination, after which they will be extinguished; (d) Options still in the Grace Period will be extinguished. Any exceptions to this rule must be approved by the Company's People and Compensation Committee.

In any event of death, permanent disability or retirement of the beneficiary, the following rules will apply: (i) the Lock-up Period that applied to the Shares acquired directly through the investment of the Beneficiary's profit-sharing distribution (PLR) will cease to exist, and the Shares will be immediately released to be sold; (ii) the Lock-up Period for Shares acquired with Restricted Options will cease to exist; (iii) the Grace Period will be eliminated, and the Options may be exercised immediately, during the Option Exercise Period or the Effective Term of the Options.

DESCRIPTION OF PLAN 2

a. general terms and conditions of the plan



The Share Based Retention and Incentive Plan, approved at the Company's Extraordinary General Meeting held on December 15, 2015, was amended, as approved at the meeting held on April 5, 2018, to improve its concepts, effectiveness, and simplicity, focusing on the central and most critical aspects.

The Plan is managed by the Company's Board of Directors, with the support of the People and Compensation Committee, which has the authority to manage it, having, among other, the required powers to, subject to the terms and conditions of the Plan:

- (i) decide on any and all measures connected to the management of the Plan, and to construe and apply the general rules provided for herein;
- (ii) select, from among the persons eligible to take part in the Plan;
- (iii) determine the number of Restricted Shares to be granted to each Participant;
- (iv) decide on the acquisition of Shares by the Company itself, as required;
- (v) approve the Agreement to be entered into between the Company and each of the Participants;
- (vi) change the Grace Periods, as well as the other terms and conditions of the Agreement to the extent that the rights of the Participants arising from or connected to the Plan are not impaired, being excluded from such limitation any adaptations that may be performed by the Board of Directors due to changes made in the applicable legislation;
- (vii) review exceptional cases arising from or related to the Plan; and
- (viii) settle doubts regarding the interpretation of the general rules set forth in the Plan and to address omitted cases.

No Participant will have any of the rights and privileges of a Company's shareholder, including to receive dividends, interest on own equity, and other earnings until the date of the effective transfer of the Restricted Shares.

The Plan, as amended, came into force on the date of its approval by the Company's General Meeting held on April 5, 2018 and shall remain in force until December 14, 2025.

The main characteristics of Plan 2 are listed below:

- **Shares:** means the common shares issued by the Company.
- **Restricted Shares:** means the common shares issued by the Company to be delivered to the Participant, strictly under the terms and conditions set forth in the Plan and the Agreement.
- **Board of Directors:** means the Company's Board of Directors
- **Agreement:** means the Agreement to Grant Shares and Other Covenants approved by the Board of Directors, to be executed by and between the Company and each Participant
- **Company:** means the Brazilian corporation known as TOTVS S.A.
- **Date of Granting of Restricted Shares:** means the date on which the Agreement was executed by and between the Participant and the Company.
- **Termination:** means any action or fact that puts an end to the Participant's legal relationship with the Company, except in cases of retirement by the Brazilian National Social Security Institute (INSS) due to permanent disability, death, or court declaration of absence due to the Participant's disappearance. The word 'termination' covers, among other, the Participant's voluntary dismissal, resignation, dismissal, replacement or absence of reelection as statutory officer or director without an employer-employee



relationship, and termination of employment agreement for any reason, for cause or not, at the initiative of either party.

- **Participants:** means the current and future employees, associates, and management members of the Company and/or of the Company's controlled or subsidiary companies appointed by the People and Compensation Committee and elected by the Board of Directors to take part in the Plan.
- **Grace Period:** means the Grace Period of the Partners Program and the Grace Period of the Regular Program, considered together;
- **Grace Period of the Regular Program:** means, as regards the Regular Program, the grace period of 3 (three) years from the Date of Granting of Restricted Shares, after which the Participant will acquire the right to become holder of the Restricted Shares and the Company will be required to transfer the Restricted Shares to the Participant under the terms of the Agreement.
- **Grace Period of the Partners Program:** means, as regards the Partner Program, the grace period of 3 (three) years from the Date of Granting of Restricted Shares, after which the Participant will be entitled to become holder of the Restricted Shares and the Company will be required to transfer the Restricted Shares to the Participant under the terms of the Agreement.
- **Plan:** means the Share-Based Incentive and Retention Plan composed of (i) Partners Program, and (ii) Regular Program that covers (ii.1) the Executive Program, and (ii.2) the Highlights of the Year Program.
- **Regular Program:** means a part of the Plan composed of: (i) Executive Program - for which employees and managers of the Company and/or of the controlled companies or subsidiaries of the Company, who are considered executive officers of the Company, will be eligible based on assessment and performance; and (ii) Highlights of the Year Program - for which employees of the Company and/or of the Company's controlled or subsidiary companies who are not executive officers and are considered 'highlights of the year' based on assessment and performance will be eligible; all of them shall be appointed by the People and Compensation Committee and approved by the Company's Board of Directors, at its sole and exclusive discretion.
- **Partners Program:** means a part of the Plan to which they may be invited to join, as nominated by the People and Compensation Committee and election made by the Company's Board of Directors at its sole discretion, based on individual and corporate assessment methods and performance, potential, career plan, and degree of bond with the Company, certain employees and managers of the Company and/or of the Company's controlled or subsidiary companies.

b. main purposes of the plan

"Plan 2" has as purpose to: (i) set forth some rules so that Participants can receive Shares without having to pay a price for them; (ii) increase the alignment of interests of Participants in the medium and long term with the shareholders' interests, increasing the Participants' sense of ownership and commitment through the concepts of investment and risk; and (iii) strengthen the Participants' incentives for long-term permanence and stability, within the context of a publicly-held company.

c. how the plan contributes to achieve such purposes

The granting of Restricted Shares within the scope of the Plan allows Participants to feel encouraged to become shareholders of the Company, based on meritocracy criteria, considering criteria of individual assessment and performance (9Box method), potential and bond with the Company and/or its subsidiaries or controlled companies, besides the Participant's impact on the present and future businesses of the Company. Further details are provided in section 13 (b) iii. As a result, Participants will be encouraged to perform their activities to the best interest of the Company and, accordingly, of its shareholders, generating value for the Company. At the same time, the granting of Restricted Shares within the scope of the Plan is structured in a way to allow for the potential gains arising from the sale of such shares to be achieved, if applicable, in the long term, as determined by the Board of Directors, and if the Participant remains bound to the Company and/or to the Company's controlled or subsidiary companies, this will work to encourage his/her permanence, with the purpose of retaining the senior managers and employees of the Company and its controlled or subsidiary companies.



d. how the plan fits into the issuer's compensation policy

The focus on long-term variable compensation aims at following market practices and offering attractive packages that, in turn, care about the Company's interests in the most efficient way. The Plan aims at strengthening the focus on such form of compensation, offering the possibility of even more attractive returns, and on the other hand requiring a strong demonstration of commitment by the Participants in creating value for the Company and its shareholders.

e. how the plan aligns the interests of management and the issuer in the short, medium, and long term

Through the Plan, the Company seeks to stimulate improvement in its management, aiming at gains by commitment to long-term results. Improvement results and appreciation of shares issued by the Company, in turn, maximize the gains of Participants as investors together with the other shareholders of the Company.

In addition, the existence of grace periods makes Participants to commit to the constant appreciation of the Company in the short, medium, and long term.

f. maximum number of shares covered

The maximum number of Restricted Shares to be granted to Participants under the Plan may not exceed Restricted Shares corresponding to 5.68% (five integers and sixty-eight hundredths percent) of the Company's total capital stock, being included in this limit the grants carried out under the Share-based Incentive and Retention Plan approved at the General Meeting held on December 15, 2015.

g. maximum number of options to be granted

Not applicable, as the new plan does not include stock options.

h. conditions for share acquisition

The rules of the Plan set forth the objective criteria for the election of Participants and determination of the number of Restricted Shares to be granted under the Company's Regular Program and the Partners Program.

The granting of Restricted Shares will be formalized upon the Share Granting Agreement and Other Covenants (the "Agreement") is executed by and between the Participant and the Company, which shall provide for the total number of Restricted Shares of the Participant determined by the criteria set by the Board of Directors, besides the conditions for the effective delivery of the Restricted Shares to the Participant.

Regular Program. Participants will be entitled to receive the Regular Program Restricted Shares, and the Company will have the obligation to transfer such Regular Program Restricted Shares at the end of the Regular Program grace period, according to the procedures to be provided for in the Agreement, terms and conditions of the Plan.

Partners Program. As regards the Partners Program, Participants will be entitled to receive the Restricted Shares of the Partners Program, and the Company will have the obligation to transfer title to such Restricted Shares of the Partners Program at the end of the grace period of the Partner Program, provided, however, that the Participant has an amount corresponding to 12 (twelve) fixed monthly salaries invested in the Company's shares between the date of granting the Restricted Shares (date of execution of the Agreement) and the date of delivery of the Restricted Shares, continuously and uninterruptedly.



A Participant who does not keep such amount equivalent to 12 (twelve) fixed monthly salaries invested in the Company's shares, in a continuous and uninterrupted way, after the date of the effective delivery of the Restricted Shares will not be eligible for future granting of Restricted Shares of the Partners Program of the Company.

For current Participants in the Partners Program and for Participants eligible to the Partners Program in fiscal year 2018, the amount equivalent to 12 (twelve) fixed monthly salaries invested in Company shares may be reached by the corresponding Participant in up to 3 (three) years counted from the date of granting the Restricted Shares of the Partners Program for fiscal year 2018, or based on another criterion as may be set by the Board of Directors.

i. criteria for setting the acquisition or strike price

Not applicable. The Plan has, among other, the purpose of granting Restricted Shares to certain Participants in order to engage and retain critical resources, without requiring financial consideration from the Participants, subject to the conditions set out in section 2 (h) hereinabove as regards the Partners Program.

This is not, therefore, a stock option plan pursuant to Article 168, Paragraph 3 of the Brazilian Corporations Act, but instead a compensation plan based on Restricted Shares that will be directly delivered to the Participants.

However, the reference price for calculating the number of Restricted Shares to be delivered under the Plan will correspond to the average closing price of the Company's shares in the thirty (30) trading sessions prior to the date of the effective delivery of Restricted Shares to the Participant, or to such another amount set under criteria determined by the Board of Directors that reflect the market value of the Shares.

j. criteria for setting the exercise period

Not applicable. The Plan has, among other, the purpose of granting Restricted Shares to certain Participants in order to engage and retain critical resources, without requiring financial consideration from the Participants, subject to the conditions set out in section 2 (h) hereinabove as regards the Partners Program.

This is not, therefore, a stock option plan pursuant to Article 168, Paragraph 3 of the Brazilian Corporations Act, but instead a compensation plan based on Restricted Shares that will be directly delivered to the Participants.

k. settlement method

As mentioned in the sections contained hereinabove, the Plan has, among other, the purpose of granting Restricted Shares to certain Participants, without any financial consideration from them. The Company's obligation to transfer Restricted Shares under the Plan is (i) conditioned on the execution of a Restricted Share Granting Agreement and Other Covenants with each of the Participants, and (ii) subject to the continuation of the employment agreement and/or statutory bond, as the case may be, of each Participant with the Company until the end of the applicable grace periods.

Accordingly, once the requirements set forth in the Plan are met, the Participant will be entitled to receive such Restricted Shares, and the Company's management will be responsible for taking all necessary measures to formalize the corresponding transfer to him/her.

l. restrictions to transfer of shares

Subject to the continuation of the employment agreement and/or statutory bond, as the case may be, between the Participant and the Company and/or the Company's controlled or subsidiary companies until the end of the applicable Grace Period and the rules contained in each Agreement, the Restricted Shares will be transferred by the Company to the Participant within 30 (thirty) days from the end of the Grace Period, as applicable, as well as under the terms of the Agreement.



m. criteria and events that, when found, will cause suspension, change, or termination of the plan

The Board of Directors, in the best interest of the Company and its shareholders, may terminate or suspend the Plan, or even review the conditions of the Plan, provided, however, that it does not change the corresponding basic principles, especially the maximum limits for the transfer of Restricted Shares as approved by the General Meeting. The General Meeting may also approve a new incentive plan based on the Company's shares, also to allow the acquisition of shares that exceed the maximum limits approved in the Plan.

The Board of Directors may also provide for particular treatment for special cases and situations during the term of the Plan, provided, however, that the rights already granted to the Participants and the basic principles of the Plan are not affected. Such particular treatment will not constitute a precedent able to be claimed by other Participants.

n. consequences in case the manager leaves the issuer's bodies, about his/her rights provided for in the share-based compensation plan

None of the Plan provisions may be construed as constituting rights to Participants who are employees and/or statutory officer, as the case may be, in addition to those inherent to Restricted Shares, nor will any provision confer rights to the Participants regarding the guarantee to be maintained as an employee and/or statutory officer of the Company and/or with controlled companies or subsidiaries of the Company, or in any way will it interfere with the right of the Company, subject to the legal conditions and those arising from the employment agreement or management contract (in the case of statutory Participants not bound by an employment agreement), to terminate at any time the relationship with the Participant

In the event of any Termination by the Participant on his/her own initiative at any time during the Grace Periods, the Participant will no longer be entitled to the right of receiving Restricted Shares from the Company as provided for in Clause 3. Notwithstanding, the Participant will retain his/her title to any Restricted Shares in the Regular Program and to Restricted Shares in the Partners Program that are already owned by him/her after the lapse of the Grace Period.

In case of Termination of the Participant at the Company's initiative without a cause, the Participant will be entitled to receive half of the Restricted Shares if more than 2 (two) years of the applicable Grace Period have elapsed; besides, the Participant will lose the right to receive all other Restricted Shares in the Regular Program and/or the Partners Program.

In the event of Termination for cause of the Participant, the Participant will lose the right to receive all Restricted Shares that have not been transferred by the time of such Termination, regardless of the program applicable to the Participant.

In the event of the Participant's death, disappearance or permanent disability, all Grace Periods will be considered elapsed in advance, at the time of the Participant's death, disappearance, or disability.



13.5 Share-based compensation

Share-based compensation for the fiscal year ended in 2017:

	Board of Directors	Statutory Board of Exec. Officers
Number of Members	-	9
Number of paid members		9
Weighted average strike price:		
<i>(a) of the outstanding options at the beginning of the fiscal year</i>	-	22.16
<i>(b) of options lost during the fiscal year</i>	-	29.64
<i>(c) of options exercised during the fiscal year</i>	-	38.61
<i>(d) of options expired during the fiscal year</i>	-	11.68
Potential dilution in case of exercise of all options granted	-	0.5%

Share-based compensation for the fiscal year ended in 2018:

	Board of Directors	Statutory Board of Exec. Officers
Number of Members	-	11
Number of paid members		11
Weighted average strike price:		
<i>(a) of the outstanding options at the beginning of the fiscal year</i>	-	37.73
<i>(b) of options lost during the fiscal year</i>	-	-
<i>(c) of options exercised during the fiscal year</i>	-	-
<i>(d) of options expired during the fiscal year</i>	-	41.07
Potential dilution in case of exercise of all options granted	-	0.8%

Share-based compensation for the fiscal year ended in 2019:

	Board of Directors	Statutory Board of Exec. Officers
Number of Members	8.75	6.50
Number of paid members	1	6.50
Weighted average strike price:		
<i>(a) of the outstanding options at the beginning of the fiscal year</i>	33.84	33.84
<i>(b) of options lost during the fiscal year</i>	-	-
<i>(c) of options exercised during the fiscal year</i>	30.43	30.43
<i>(d) of options expired during the fiscal year</i>	-	33.05
Potential dilution in case of exercise of all options granted	0.5%	0.5%



Share-based compensation for the fiscal year ending in 2020: (current fiscal year)		
	Board of Directors	Statutory Board of Executive Officers
Number of Members	7.67	7.50
Number of paid members	1	7.50
Weighted average strike price:		
(a) of the outstanding options at the beginning of the fiscal year	35,60	35,60
(b) of options lost during the fiscal year	-	-
(c) of options exercised during the fiscal year	-	-
(d) of options expired during the fiscal year	-	-
Potential dilution in case of exercise of all options granted	0.8%	0.8%

Information on each grant recognized in the financial result of the last 3 fiscal years and the current fiscal year:

2017

	Board of Directors	Statutory Board of Ex. Officers
Granting (19) of shares		
Date of grant		Feb. 20, 2017
Number of shares granted	-	143,445
Term for options to become exercisable	-	3 years
Maximum term for the options to be exercised	-	-
Restricted term for the transfer of shares	-	-
Fair value of options on the grant date	-	23.54

	Board of Directors	Statutory Board of Ex. Officers
Granting (20) of shares		
Date of grant		Feb. 20, 2017
Number of shares granted	-	43,787
Term for options to become exercisable	-	3 years
Maximum term for the options to be exercised	-	-
Restricted term for the transfer of shares	-	-
Fair value of options on the grant date	-	23.54



2018

	Board of Directors	Statutory Board of Ex. Officers
Granting (21) of shares		
Date of grant		May 4, 2018
Number of shares granted	-	105,463
Term for options to become exercisable	-	3 years
Maximum term for the options to be exercised	-	-
Restricted term for the transfer of shares	-	-
Fair value of options on the grant date	-	29.52

	Board of Directors	Statutory Board of Ex. Officers
Granting (22) of shares		
Date of grant		May 4, 2018
Number of shares granted	-	297,375
Term for options to become exercisable	-	3 years
Maximum term for the options to be exercised	-	-
Restricted term for the transfer of shares	-	-
Fair value of options on the grant date	-	29.52

	Board of Directors	Statutory Board of Ex. Officers
Granting (23) of shares		
Date of grant		Nov. 26, 2018
Number of shares granted	-	24,345
Term for options to become exercisable	-	18 Months
Maximum term for the options to be exercised	-	
Restricted term for the transfer of shares	-	
Fair value of options on the grant date	-	24.94



	Board of Directors	Statutory Board of Ex. Officers
Grant (24) of shares		
Date of grant		Nov. 26, 2018
Number of shares granted	-	24,345
Term for options to become exercisable	-	6 months
Maximum term for the options to be exercised	-	
Restricted term for the transfer of shares	-	
Fair value of options on the grant date	-	25.19

2019

	Board of Directors	Statutory Board of Ex. Officers
Granting (25) of shares		
Date of grant	Apr. 26, 2019	Apr. 26, 2019
Number of shares granted	90,000	189,125
Term for options to become exercisable	3 years	3 years
Maximum term for the options to be exercised	-	-
Restricted term for the transfer of shares	-	-
Fair value of options on the grant date	38.48	38.48

	Board of Directors	Statutory Board of Ex. Officers
Grant (26) of shares		
Date of grant	-	Apr. 26, 2019
Number of shares granted	-	93,625
Term for options to become exercisable	-	3 years
Maximum term for the options to be exercised	-	-
Restricted term for the transfer of shares	-	-
Fair value of options on the grant date	-	38.48



13.6. Outstanding options of the board of directors and statutory board of executive officers at the end of the last fiscal year

Table referring to "Plan 2":

	Statutory Board of Executive Officers	Statutory Board of Executive Officers	Statutory Board of Executive Officers	Statutory Board of Executive Officers	Statutory Board of Executive Officers	Statutory Board of Executive Officers	Board of Directors	Statutory Board of Executive Officers	Statutory Board of Executive Officers
	19th grant	20th grant	21st grant	22nd grant	23rd grant	24th grant	25th grant	25th grant	26th grant
Number of Members	9.00	10.00	10.00	10.00	1.00	1.00	9.00	6.00	6.00
Number of paid members	9.00	9.00	10.00	9.00	1.00	1.00	1.00	6.00	6.00
Outstanding shares									
<i>Quantity</i>	98,452	28,266	91,713	257,375	24,345	24,345	90,000	189,125	93,625
<i>Grace period of shares</i>	3 years	3 years	3 years	3 years	18 Months	6 months	3 years	3 years	3 years
<i>Maximum term for the options to be exercised</i>	N/A	N/A	N/A	N/A	N/A	N/A	N/A	N/A	N/A
<i>Restricted term for the transfer of shares</i>	N/A	N/A	N/A	N/A	N/A	N/A	N/A	N/A	N/A
<i>Reference price of restricted shares (R\$)</i>	25.43	25.43	31.15	31.15	25.39	25.39	40.19	40.19	40.19
<i>Fair value of shares at the last day of the fiscal year (R\$)</i>	23.54	23.54	29.52	29.52	24.94	25.19	38.48	38.48	38.48
<i>Fair value of the total options at the last day of the fiscal year (R\$)</i>	2,317,560.08	665,381.64	2,707,367.76	7,597,710.00	607,164.30	613,250.55	3,463,200.00	7,277,530.00	3,602,690.00

* As reported in section 3.3 - Events Subsequent to the Latest Financial Statements of this Form, on April 27, 2020, the Management approved the split-up of all shares issued by the Company, in the proportion of one common share to three shares of the same type, without changing the capital stock; the amounts mentioned hereinabove do not reflect such effect.



13.7 Options exercised and shares delivered connected to share-based compensation plan of the Board of Directors and Statutory Board of Executive Officers in the past 3 fiscal years

Options exercised - fiscal year ended on Dec. 31, 2019		
	Board of Directors	Statutory Board of Executive Officers
Number of Members	-	6
Number of paid members	-	6
Exercised Options	-	
Number of Shares	-	64,071
Weighted average strike price	-	0.00
Difference between the exercise amount and the market value of shares connected to options exercised	-	N/A
Shares delivered	-	
Number of shares delivered	-	141,432
Weighted average acquisition price	-	0.00
Difference between the acquisition price and the market value of shares acquired	-	N/A

Options exercised - fiscal year ended on Dec. 31, 2018		
	Board of Directors	Statutory Board of Executive Officers
Number of Members	-	7
Number of paid members	-	7
Exercised Options	-	
Number of Shares	-	18,973
Weighted average strike price	-	0.00
Difference between the exercise amount and the market value of shares connected to options exercised	-	N/A
Shares delivered	-	
Number of shares delivered	-	23,426
Weighted average acquisition price	-	0.00
Difference between the acquisition price and the market value of shares acquired	-	N/A



Options exercised - fiscal year ended on Dec. 31, 2017		
	Board of Directors	Statutory Board of Executive Officers
Number of Members	-	10.00
Number of paid members	-	10.00
Exercised Options	-	
Number of Shares	-	59,209
Weighted average strike price	-	38.62
Difference between the exercise amount and the market value of shares connected to options exercised	-	N/A
Shares delivered	-	0
Number of shares delivered	-	0
Weighted average acquisition price	-	0
Difference between the acquisition price and the market value of shares acquired	-	0



13.8 - Stock Pricing /Options

a. pricing model

The value of the Plan 1 option was determined using the "Black & Scholes" method, which sets the fair value considering the expected dividends, the expected volatility, the risk-free interest rate, and the maturity period.

The fair value of the Plan 2 Restricted Shares is determined based on the market share value on the grant date, considering the expected dividends.

b data and assumptions used in the pricing model, including the weighted average price of stocks, exercise price, expected volatility, life term of the option, expected dividends, and the risk-free interest rate

The data and assumptions used in the pricing model are shown in the table below. It is worth mentioning that the grants from 2013 to 2015 are connected to the granting of stock options, while the grants from 2016 and 2017 are related to the grants of restricted shares:

TABLE FOR "PLAN 1"

	12th grant	14th grant
Date	Feb. 20, 2015	Apr. 2, 2015
Grant price	35.6	35.6
Expectation of dividends	2.60%	2.60%
Expectation of volatility	29.61%	29.61%
Risk-free interest rate	12.75%	13.00%
Maturity term	3 years	3 years
Fair value	R\$11.36	R\$12.12

TABLE FOR "PLAN 2"

	19th grant	20th grant	21st grant	22nd grant	23rd grant	24th grant	25th grant	26th grant	27th grant
Date	Feb. 20, 2017	Feb. 20, 2017	May 4, 2018	May 4, 2018	Nov. 26, 2018	Nov. 26, 2018	Apr. 26, 2019	Apr. 26, 2019	Apr. 26, 2019
Reference price of restricted shares	25.8	25.8	31.15	31.15	25.39	25.39	40.19	40.19	40.19
Expectation of dividends	2.57%	2.57%	1.80%	1.80%	1.80%	1.80%	1.44%	1.44%	1.44%
Expectation of volatility	NA	NA	NA	NA	NA	NA	NA	NA	NA
Risk-free interest rate	NA	NA	NA	NA	NA	NA	NA	NA	NA
Grace period of shares	3 years	3 years	3 years	3 years	18 Months	6 months	3 years	3 years	3 years
Fair value	R\$23.54	R\$23.54	R\$29.52	R\$29.52	R\$24.94	R\$25.19	R\$38.48	R\$38.48	R\$38.48

c. method used and assumptions taken to incorporate expected effects of early exercise

The options granted have the vesting period rule of 3 years from the grant date, that is, the option can be exercised only within 3 to 5 years counted from the grant. Thus, the assumption used to incorporate the expected effects of early exercise of such options was to recognize the options on the financial result over 3 years. For restricted shares, the vesting period rule is also of 3 years, such date being counted from the delivery of said shares.



d. way of determining the expected volatility

The annualized volatility was determined by the standard deviation of the weekly price changes of the Company's stock traded on B3, adjusted by the distribution of dividends, over the three-year period up to the date of each grant.

e. whether any other characteristic of the option was incorporated or not into the measurement of its fair value

No items other than those described in section 13.8 (a) were considered.



13.9 - Number of shares and other convertible securities held by managers and fiscal councillors - by body

	Securities issuing company	Dec. 31, 2019
Board of Directors	TOTVS S.A.	28,869,260
Board of Executive Officers Executive Officers	TOTVS S.A.	119,211
Fiscal Council*	N/A	N/A

*The Company has no Fiscal Council established.



13.10 - Information in relation to pension plans granted to members of the members of the board of directors and to the statutory executive officers

In addition to the contribution to social security (INSS), officers can voluntarily adhere to the Company's private pension plan. The basic contribution consists of monthly payments with their amount limited to the range between 2% to 5% of the fixed compensation (base salary) of the officer and has a counterpart (deposit of equal amount) from the Company. In addition, voluntary monthly or sporadic contributions can be made, however, without the Company's counterpart. To be eligible to redeem the amount deposited by the Company, the officer must contribute to the program for at least 3 years, and the percentage to be redeemed will vary as shown in the table below:

Contribution time to the plan	Percentage of balance of regular contributions by Company
Up to 2 years and 11 months	-
From 3 years to 3 years and 11 months	30%
From 4 years to 4 years and 11 months	40%
From 5 years to 5 years and 11 months	50%
From 6 years to 6 years and 11 months	60%
From 7 years to 7 years and 11 months	70%
From 8 years to 8 years and 11 months	80%
From 9 years to 9 years and 11 months	90%
From 10 years on	100%

	Board of Directors	Statutory Board of Executive Officers
Number of Members	8.75	6.50
Number of paid members	8.75	6.50
Plan name	N/A	TOTVS Private Pension Plan*
Number of managers who are eligible to retire	N/A	No executive is currently in progress of retiring
Conditions for early retirement	N/A	Early retirement is not possible
Updated accumulated amount of accrued contributions up to the end of the last fiscal year, discounting the portion related to contributions made directly by the managers	N/A	1,366,285.32
Total accrued amount of contributions made during the last fiscal year, discounting the portion relating to contributions made directly by the managers	N/A	129,526.82
Possibility of early redemption and conditions	N/A	The executive is entitled to redeem private pension contributions, however, such option will cancel the plan and the executive will not be allowed to return to the plan. The executive will be eligible to the company's contribution, according to the contribution time table

* The private pension plan does not include members of the Board of Directors



13.11 - Maximum, minimum and average individual compensation of the Board of Directors, Statutory Executive Board and Fiscal Council

ANNUAL AMOUNTS

	Statutory Board of Executive Officers			Board of Directors		
	Dec. 31, 2019	Dec. 31, 2018	Dec. 31, 2017	Dec. 31, 2019	Dec. 31, 2018	Dec. 31, 2017
Number of Members	6.50	9.50	10.83	8.75	9.00	9.00
Number of paid members	6.50	9.50	10.83	8.75	8.17	7.67
Highest compensation amount (in Reals)	3,495,449.93	3,557,103.36	2,144,438.31	2,520,790.65	443,564.95	374,536.24
Lowest compensation amount (in Reals)	1,974,477.06	1,328,892.00	519,642.00	387,581.55	353,856.95	75,000.00
Average compensation amount (in Reals)	3,371,705.42	1,973,927.09	912,836.53	644,490.76	399,875.85	204,937.81



13.12 - Compensation or indemnification mechanisms for managers in the event of removal from office or retirement

If the Company terminates the agreement with no cause within 12 (twelve) months after the date of a Material Corporate Change, the officer will be entitled to receive an indemnity equivalent to 18 (eighteen) monthly compensations in force at the time of termination, as well as will be entitled to receive all the amounts related to the Target Bonus Program.

Particularly regarding the CEO's agreement, in addition to the provision described above, the following rules apply:

- In the event the Company terminates the agreement at its convenience before the term of 2 (two) years as of November 2018, it shall pay to the Chief Executive Officer the equivalent to 100% of the Annual Global Remuneration for fiscal years 2018, 2019 and 2020 that is remaining and not yet paid to complete the pro rata period of 2 (two) years.

The Company and its subsidiaries keep in full force a civil liability insurance policy for members of the Management - D&O world class, which provides for the payment or reimbursement of expenses borne by directors and officers, resulting from the compensation for damages caused to third parties or to the Company. The current policy number 087372018010310000948 (insurance policy registered with SUSEP under number 15414.901229/2017-25), signed with the insurance company AIG SEGUROS BRASIL SA, is effective and in force until June 1, 2019 and has a maximum indemnity limit of R\$ 100.0 million. Despite being covered by the current D&O policy contracted in Brazil, the directors and officers of operations in Mexico, Argentina and the USA are also covered by a local policy issued in each of those countries, with a coverage value of USD1.0 million, aiming at speeding up the reimbursement of expenses arising from possible losses. The total amount paid as insurance premium in Brazil is R\$ 202,876.61, in Mexico USD 4,727, in Argentina USD 5,140.98, and in the USA US\$ 4,100.



13.13 - Percentage of total compensation paid to administrators and members of the fiscal council who are related parties of the controlling shareholders

Not applicable. There is no direct or indirect controller in the Company.

13.14 - Compensation paid to managers and members of the fiscal council, grouped by body, for purposes other than the position they hold

There are no directors or officers in the Company who receive compensation for any reason other than the position they hold.

13.15 - Compensation paid to managers and members of the fiscal council recognized in income of the issuer's direct or indirect controlling shareholders, companies under common control and subsidiaries

There are no directors or officers in the Company that receive compensation through direct or indirect controllers, companies under common control, or subsidiaries of the issuer.

13.16 - Other material information

For comparison purposes, we present below the details of the global annual remuneration for fiscal year 2019 and the Proposal of Compensation for fiscal year 2020:

I - FISCAL YEAR 2019

At the Annual General Meeting held on April 18, 2019, the total compensation amount of up to R\$29,833,773.17 was approved for the fiscal year 2019, encompassing Fixed Compensation, Variable Compensation, and Stock-Based Compensation. Out of the total amount approved, R\$ 27,555,379.43 was actually paid.

As shown in the table below, amounts actually paid corresponded to approximately 8% below the approved limit, focused on:

- (i) the book value referring to Share-Based Compensation, due to stock options canceled during the fiscal year, as well as the granting of restricted shares in 2019 in a number lower than that provided for in the 2019 Proposal of Compensation;
- (ii) the smallest number of members of the Management in view of the amounts proposed for 2019; and
- (iii) the level of the Board of Executive Officers' individual adherence to the post-employment benefit connected to the private pension plan.



	Proposed for 2019			Performed in 2019		
	Board	Exec. Officers	Total	Board	Exec. Officers	Total
Fixed annual compensation (FC)						
Number of Members	9.00	7.58	16.58	8.75	6.50	15.25
Salary or management fees	3,682,177.50	7,280,488.48	10,962,665.98	3,667,777.50	6,397,958.01	10,065,735.51
Direct and indirect benefits	247,929.22	1,263,653.27	1,511,582.49	245,701.78	1,236,823.14	1,482,524.92
Compensation for participation in Committees	965,778.45	-	965,778.45	956,214.90	-	956,214.90
Variable compensation (VC)						
Bonus	-	5,339,710.37	5,339,710.37	-	5,334,000.00	5,334,000.00
Total Fix.C. + Var.C.	4,895,885.17	13,883,852.13	18,779,737.30	4,869,694.18	12,968,781.15	17,838,475.33
Other						
Post-employment benefits	-	364,024.42	364,024.42	-	129,526.82	129,526.82
Benefits for termination of tenure	-	1,014,147.86	1,014,147.86	-	1,014,147.86	1,014,147.86
Total FC + VC + Other	4,895,885.17	15,262,024.41	20,157,909.58	4,869,694.18	14,112,455.83	18,982,150.01
Share-based compensation¹						
Accounting recognition - current year	742,500.00	3,507,500.00	4,250,000.00	769,600.00	2,313,521.84	3,083,121.84
Accounting recognition - previous years	-	5,425,863.58	5,425,863.58	-	5,490,107.58	5,490,107.58
Total share-based compensation	742,500.00	8,933,363.58	9,675,863.58	769,600.00	7,803,629.42	8,573,229.42
General Total	5,638,385.17	24,195,387.99	29,833,773.17	5,639,294.18	21,916,085.25	27,555,379.43

(1) Corresponding to the maximum accounting projection due to the accounting deferral determined by the applicable laws (CPC 10).

II - FISCAL YEAR 2020

For 2020, the Company's Management informs that it has not made any changes to the compensation plan of the Board of Directors and Board of Executive Officers, be it to criteria of Fixed, Variable (Bonus) or Stock-based Compensation.

For the purpose of equalizing with the market, the Company's Management has approved:

- (i) Updating the amounts regarding the Fixed Compensation of the Board of Directors at an index equivalent to inflation; and
- (ii) Add a 13th salary to the Board of Executive Officers, without any salary adjustment.

Such amounts represent an additional percentage of 4.4% of the Board's Fixed Compensation compared with the previous year, and of 4.9% in the Fixed + Variable Compensation of the Executive Officers.

In addition, the Company's Management approved the following adjustments to the number of members of the Board of Directors and Board of Executive Officers:

- (i) Reducing the number of members of the Board of Directors to seven (7) Directors, effective from AEGM; and
- (ii) The possibility of adding a member to the Board of Executive Officers over 2020.

Depending on the provisions of the sections above, the Company's Management proposes for 2020, as decided by the Board of Directors' Meeting held on March 18, 2020, the amount of up to R\$19,297,413.37 in fixed and variable compensation, plus charges and benefits, as shown in the following table:

	Proposed for 2020			Proposed for 2019			Performed in 2019		
	Board	Exec. Officers	Total	Board	Exec. Officers	Total	Board	Officers	Total
Fixed annual compensation (FC)									
Number of Members	7.67	7.50	15.17	9.00	7.58	16.58	8.75	6.50	15.25
Salary or management fees	3,452,224.00	7,903,570.07	11,355,794.07	3,682,177.50	7,280,488.48	10,962,665.98	3,667,777.50	6,397,958.01	10,065,735.51
Direct and indirect benefits	395,558.64	1,417,346.03	1,812,904.67	247,929.22	1,263,653.27	1,511,582.49	245,701.78	1,236,823.14	1,482,524.92
Compensation for participation in Committees	1,044,979.20	-	1,044,979.20	965,778.45	-	965,778.45	956,214.90	-	956,214.90
Variable compensation (VC)									
Bonus	-	5,083,735.43	5,083,735.43	-	5,339,710.37	5,339,710.37	-	5,334,000.00	5,334,000.00
Total Fix.C. + Var.C.	4,892,761.84	14,404,651.53	19,297,413.37	4,895,885.17	13,883,852.13	18,779,737.30	4,869,694.18	12,968,781.15	17,838,475.33

In the overall compensation of the Management, in relation to the year-over-year evolution, the Stock-based Compensation changes from R\$8,573,229.42 in 2019 to R\$22,593,025.31 in 2020. Such growth is explained by the following effects:



- (i) Appreciation of shares granted in previous years that will be effectively delivered to participants throughout 2020. Such appreciation, of about 119% of the 2016 granting and 219% of the 2017 granting, represents an impact of R\$5,329,110.21 corresponding to withheld taxes.
- (ii) Appreciation of shares to be granted in 2020, in the range of 54%, compared to the granting performed in 2019; this represents an impact of R\$2,434,045.00.
- (iii) Accrual of the 2018 and 2019 granting together with the 2020 granting, which end up increasing the total for the fiscal year at issue. This represents an impact of R\$6.256.640,73.

Therefore, the aforementioned positive effects played an essential role in aligning the interests both of shareholders and Management. Please see the details in the table below:

	Proposed for 2020			Proposed for 2019			Performed in 2019		
	Board	Exec. Officers	Total	Board	Exec. Officers	Total	Board	Exec. Officers	Total
Share-based compensation¹									
Accounting recognition - current year	1,240,400.00	5,674,830.00	5,915,230.00	742,500.00	3,507,500.00	4,250,000.00	769,600.00	2,313,521.84	3,083,121.84
Accounting recognition - previous years	1,154,400.00	14,523,395.31	15,677,795.31	-	5,425,863.58	5,425,863.58	-	5,490,107.58	5,490,107.58
Total share-based compensation	2,394,800.00	20,198,225.31	22,593,025.31	742,500.00	8,933,363.58	9,675,863.58	769,600.00	7,803,629.42	8,573,229.42
Share-based compensation²									
Number of shares - granted current year	90,000	411,750	501,750	90,000	423,750	513,750	90,000	282,750	372,750
Number of shares - granted previous years	90,000	867,213	957,213	-	696,116	696,116	-	696,116	696,116
Total number of shares	180,000	1,278,963	1,458,963	90,000	1,119,866	1,209,866	90,000	978,866	1,068,866

(1) Corresponding to the maximum accounting projection due to the accounting deferral determined by the applicable laws (CPC 10).

The Share-Based Incentive and Retention Plan approved at the Extraordinary General Meeting held on December 15, 2015 and amended on April 5, 2018 may cover up to 5.68% of the Company's capital stock, which represent 10,941,823 million shares over ten years, corresponding to an average of 1,094,182 shares per year.

For fiscal year 2020, the Board of Directors intends to grant 501,750 restricted shares to the Company's Management, corresponding to 0.26% of the capital stock on this date, compared to 372,750 shares (0.23% of the capital stock on April 26, 2019) in 2019. For the purposes of this Proposal, to calculate the granting regarding year 2020 we have considered the average price of the trading sessions held during March, previous to the base date of March 18/2020, which represents a nominal economic value of R\$31,118,535.00, corresponding to R\$62.02 per share; it is worth emphasizing that the key factor to be considered is the number of shares to be granted, as this is already determined. It is worth noting that the effective economic value to be determined to the granting for fiscal year 2020 will consider the average price of the 30 (thirty) trading sessions prior to the granting date, as provided for in the Incentive and Retention Plan based on Shares in force. Pursuant to the applicable laws and the characteristics of the plan at issue, according to the CPC 10 accounting standard, the accounting for this 2020 granting will take place over three years. As a result of the accounting deferral determined by the applicable laws, the amount to be accounted for in fiscal year 2020 connected to the 2020 Program will be up to R\$6,915,230.00, which corresponds to 8/36 (eight thirty-sixths) of the economic amount of R\$31,118,535.00.

In addition to the amount of R\$6,915,230.00, as a result of the provisions of the applicable laws (CPC 10), the amount allocated to share-based compensation should be increased by the amount of R\$15,677,795.31, referred to the accounting recognition provided for fiscal year 2020, in relation to the accounting of the concessions made in previous years to the Management members due to the accounting deferral determined by the applicable laws that occurs over 3 (three) years, including the (discontinued) stock option plans and granting of restricted shares.

The amount referred to in the above paragraph refers to all granting made in previous years that were approved by the competent bodies, according to the Share-Based Incentive and Retention Plans, approved by the shareholders at General Meetings held, respectively, on November 29, 2012, December 15, 2015 and amended on April 5, 2018, being, therefore, a right already granted to the beneficiaries.

Depending on the provisions set forth above, it is hereby proposed that the global compensation amount of the Company's management for fiscal year 2020 is up to R\$42,347,414.09, as shown in the following table:



	Proposed for 2020			Proposed for 2019			Performed in 2019		
	Board	Exec. Officers	Total	Board	Exec. Officers	Total	Board	Officers	Total
Fixed annual compensation (FC)									
Number of Members	7.67	7.50	15.17	9.00	7.58	16.58	8.75	6.50	15.25
Salary or management fees	3,452,224.00	7,903,520.07	11,355,794.07	3,682,177.50	7,280,488.68	10,962,665.98	3,667,777.50	6,397,958.01	10,065,735.51
Direct and indirect benefits	395,556.64	1,417,346.03	1,812,904.67	247,929.22	1,263,653.27	1,511,582.49	245,701.78	1,236,823.14	1,482,524.92
Compensation for participation in Committees	1,044,929.20	-	1,044,929.20	965,778.45	-	965,778.45	956,214.90	-	956,214.90
Variable compensation (VC)									
Bonus	-	5,083,735.43	5,083,735.43	-	5,339,710.37	5,339,710.37	-	5,334,000.00	5,334,000.00
Total FC + VC + Other	4,892,761.84	14,404,651.53	19,297,413.37	4,895,885.17	13,883,852.13	18,779,737.30	4,869,694.18	12,968,781.15	17,838,475.33
Other									
Post-employment benefits	-	364,780.15	364,780.15	-	364,024.42	364,024.42	-	129,526.82	129,526.82
Benefits for termination of tenure	-	92,195.26	92,195.26	-	1,014,147.86	1,014,147.86	-	1,014,147.86	1,014,147.86
Total FC + VC + Other	4,892,761.84	14,861,626.94	19,754,388.78	4,895,885.17	15,262,024.41	20,157,909.58	4,869,694.18	14,112,455.83	18,982,150.01
Share-based compensation¹									
Accounting recognition - current year	1,240,400.00	5,674,830.00	6,915,230.00	742,500.00	3,507,500.00	4,250,000.00	769,600.00	2,313,521.84	3,083,121.84
Accounting recognition - previous years	1,134,400.00	14,523,395.31	15,677,795.31	-	5,425,863.58	5,425,863.58	-	5,490,107.58	5,490,107.58
Total share-based compensation	2,394,800.00	20,198,225.31	22,593,025.31	742,500.00	8,933,363.58	9,675,863.58	769,600.00	7,803,629.42	8,573,229.42
General Total	7,287,561.84	35,059,852.25	42,347,414.09	5,638,385.17	24,195,387.99	29,833,773.17	5,639,294.18	21,916,085.25	27,555,379.43

(1) Corresponding to the maximum accounting projection due to the accounting deferral determined by the applicable laws (CPC 10).

As shown in the table below, the increase in compensation proposed for fiscal year 2020 is focused on the accounting reflection of share-based compensation from previous years:

	Proposed for 2020			Proposed for 2019			Performed in 2019		
	Board	Exec. Officers	Total	Board	Exec. Officers	Total	Board	Exec. Officers	Total
Total FC + VC + Other	4,892,761.84	14,861,626.94	19,754,388.78	4,895,885.17	15,262,024.41	20,157,909.58	4,869,694.18	14,112,455.83	18,982,150.01
Share-based compensation									
Accounting recognition - current year	1,240,400.00	5,674,830.00	6,915,230.00	742,500.00	3,507,500.00	4,250,000.00	769,600.00	2,313,521.84	3,083,121.84
Total compensation - current year	6,133,161.84	20,536,456.94	26,669,618.78	5,638,385.17	18,769,524.41	24,407,909.58	5,639,294.18	16,425,977.67	22,065,271.85
Share-based compensation									
Accounting recognition - previous years	1,154,400.00	14,523,395.31	15,677,795.31	-	5,425,863.58	5,425,863.58	-	5,490,107.58	5,490,107.58
General Total	7,287,561.84	35,059,852.25	42,347,414.09	5,638,385.17	24,195,387.99	29,833,773.17	5,639,294.18	21,916,085.25	27,555,379.43



14.1 - Description of human resources

a. number of employees (total, by groups based on the activity performed and by geographical location)

Activity Performed	2019	2018	2017
Provision of Services	3,347	3,778	3,707
Research and Development	2,236	2,382	2,239
Sales	639	695	767
Administrative/Others	749	950	1,055
Total ¹	6,971	7,805	7,768

Geographical Location	2019	2018	2017
Brazil	6,716	7,529	7,481
Other Latin American countries	242	221	214
United States	9	44	51
Europe	4	3	12
Asia	0	8	10
Total ¹	6,971	7,805	7,768

¹ Consolidated information, that is, human resources in the Company's controlled companies and subsidiaries were also included.

b. number of outsourced workers (total, by groups based on the activity performed and by geographical location)

Activity Performed	2019	2018	2017
Security, Reception Services and Cleaning	207	209	212
Sales Representatives	0	0	0
Other Activities	54	77	74
Total ¹	261	286	286

Geographical Location	2019	2018	2017
Brazil	261	286	286
Total ¹	261	286	286

¹ Consolidated information, that is, human resources in the Company's controlled companies and subsidiaries were also included.

c. Turnover

Index	2019	2018	2017
<i>Turn-over¹</i>	20.84%	22.21%	21.22%

¹Turnover = [(Hired + Terminated) / 2] / Active Employees



14.2 – Material Changes - Human Resources

As part of a strategic move, on August 12, 2019 the Company rearranged a position in the human relations area, raising the position of Executive Officer that became Vice President of Human Relations, so that Izabel Cristina Branco was invested with her office in such new position, who started to report directly to the CEO. Ms. Branco holds postgraduate degrees in business management and marketing from FGV and ESPM and has more than 20 years of experience in business management, being responsible for the Human Resources, Sustainability, Internal Communication, Management Model, Projects and Processes departments of Via Varejo between 2015 and 2019. She also worked at Seguradora SulAmérica, Banco Santander, Banco Real and Banco Itaú.

The drop in the number of employees that took place between 2018 and 2019 reflects especially the sale of 100% of the share capital of the operations of both Bematech Hardware and Ciashop and are part of TOTVS' plan of continuously focusing on synergy in the Administrative areas, which have been showing greater gains in operating efficiency in recent years, and integration of the acquired companies.



14.3 – Description of the employee compensation policy

a. salary and variable compensation policy

The Company's compensation policy includes provisions for compensation to be established in accordance with market standards for positions with similar activities and responsibilities, with a view to maintaining the company's ability to attract and retain the participants.

The compensation structure is approved by the Personnel and Compensation Committee and the necessary changes are submitted to the aforesaid committee for its analysis. The Company organizes positions within the same nature of function, according to hierarchy, strategic contribution, scope, technical-professional maturity, complexity of assignment and inherent responsibility. Every position has its compensation established according to the responsibilities and qualifications required to perform the function, with the total compensation being divided between fixed and variable compensation.

The fixed compensation refers to the amount received on a monthly basis by the participant, which is paid by means of the payroll system, which is designed to compensate the participant for the duties and responsibilities that are applicable to the position held, which is also referred to as "nominal salary".

The variable compensation refers to the amounts received at regular intervals by the participant, which reward the participant for his or her differentiated individual performance, for the results of his/her area of activity and/or for TOTVS's overall results, which may be the result of the achievement of targets, as defined in the specific program.

b. benefits policy

The Company offers a number of benefits to its participants with a view to providing them with a better quality of life, with this being one of the company's strategies for attracting and retaining the professionals. Among the main benefits offered by the Company are: i) a health plan that provides medical, laboratory and hospital care to all participants and their direct dependents; ii) a dental plan for the participants and their direct dependents; and iii) a private pension program (defined contribution plan), in partnership with a financial institution, with part of the contributions coming from the Company and part from the participant himself/herself.

c. share-based compensation plans for employees who are not managers

I. groups of beneficiaries

The current and future employees and managers of the Company and/or of its controlled companies or subsidiaries indicated by the Personnel and Compensation Committee and selected by the Board of Directors to take part in the Plan, under the terms of "Plan 2" described in item 13.4 of this form are eligible to take part in the Plan.

II. conditions for exercise

Not applicable, as the plan does not include stock options to be exercised, only restricted shares that will be delivered to the participants under the terms and conditions established in the plan.

III. exercise prices

Not applicable, as the plan does not include stock options to be exercised, only restricted shares that will be delivered to the participants under the terms and conditions established in the plan.



IV. exercise periods

Not applicable, as the plan does not include stock options to be exercised, only restricted shares that will be delivered to the participants under the terms and conditions established in the plan.

V. number of shares committed by plan

The total number of shares may not exceed 5.68% (five point sixty-eight one hundredths of a percent) of the Company's capital stock, taking into account: (i) a period of 10 years from the date on which the plan is approved; and (ii) restricted shares granted to managers and employees, under the terms of "Plan 2" described in item 13.4 of this form.



14.4 – Description of issuer/union relations

TOTVS maintains a transparent and friendly relationship with the unions that represent the participants, at all of its domestic units, with regard to the need to negotiate collective bargaining agreements and specific agreements, and with a focus on compliance with the clauses established.

The Company maintains a relationship of respect for the roles of the parties, recognizing the importance for the employees of keeping this relationship at a good level. This attitude is designed to help with the development of feasible and evolving agreements, which are satisfactory to all of those involved.

The Company's employees have not been on strike or work stoppage for the last 3 years.



14.5 – Other material information – Human Resources

At a meeting held on March 16, 2017, the Board decided to adopt a policy for the election of members of the Executive Board, with effect from this date onward, consisting of the following:

- (i) No individual who has already reached the age of 62 (sixty-two) as at the date of election should be elected to the position of Chief Executive Officer; and
- (ii) No individual who has already reached the age of 60 (sixty) as at the date of election should be elected to take up any other position on the Executive Board.



15.1 / 15.2 – Shareholder Position

Shareholder						
Individual Taxpayers' Register/ National Corporate Taxpayers' Register (CPF/CNPJ) - shareholder	Nationality/State agreement	Party to a shareholders' agreement	Controlling Shareholder	Most recent alteration		
Shareholder Resident Abroad	Name of Legal Representative or Attorney-in-fact		Type of Person	Individual Taxpayers' Register/ National Corporate Taxpayers' Register (CPF/CNPJ)		
Number of common shares (Units)	Common Shares %	Number preferred shares (Units)	Preferred Shares %	Total number of shares (Units)		Total shares %
Breakdown by class of shares (Units)						
Share Class	Number of shares (Units)	Shares %				
LC EH Participações e Empreendimentos S/A						
02.986.755/0001-32	BRAZILIAN – SAO PAULO	No	No	11/08/2010		
No						
80,282,970	13.892%	0	0.000%	80,282,970		13.892%
Laércio José de Lucena Cosentino						
032.737.678-39	BRAZILIAN - SAO PAULO	No	No	02/19/2018		
No						
6,376,005	1.103%	0	0.000%	6,376,005		1.103%
Constellation Investimentos e Participações Ltda.						
06.182.127/0001-55	BRAZILIAN - SAO PAULO	No	No	03/25/2020		
No						
30,090,381	5.207%	0	0.000%	30,090,381		5,207%
HG SENTA PUA FIA						
08.613.315/0001-16	BRAZILIAN - SAO PAULO	No	No	04/15/2020		
No						
144,000	0.025%	0	0.000%	144,000		0.025%



Shareholder						
Individual Taxpayers' Register/ National Corporate Taxpayers' Register (CPF/CNPJ) – shareholder	Nationality/State agreement	Party to a shareholders' agreement	Controlling Shareholder	Most recent alteration		
Shareholder Resident Abroad	Name of Legal Representative or Attorney-in-fact		Type of Person	Individual Taxpayers' Register/ National Corporate Taxpayers' Register (CPF/CNPJ)		
Number of common shares (Units)	Common Shares %	Number preferred shares (Units)	Preferred Shares %	Total number of shares (Units)		Total shares %
Breakdown by class of shares (Units)						
Share Class	Number of shares (Units)	Shares %				
OTHERS						
450,862,635	78,015%	0	0.000%	450,862,635		78,015%
TREASURY SHARES - Date of last alteration: 05/20/2020						
10,157,190	1.758%	0	0.000%	10,157,190		1.758%
TOTAL						
577,913,181	100.000%	0	0.000000%	577,913,181		100.000%



PARENT COMPANY/INVESTOR						
SHAREHOLDER						
Individual Taxpayers' Register/ National Corporate Taxpayers' Register (CPF/CNPJ) – shareholder	Nationality/State agreement	Party to a shareholders' agreement		Controlling Shareholder Most recent alteration		
Shareholder Resident Abroad	Name of Legal Representative or Attorney-in-fact		Type of Person		Individual Taxpayers' Register/ National Corporate Taxpayers' Register (CPF/CNPJ)	
Breakdown of shares (Units)						
Number of common shares (Units)	Common Shares %	Number preferred shares (Units)		Preferred Shares %	Total number of shares (Units)	Total shares %
PARENT COMPANY/INVESTOR					Individual Taxpayers' Register/ National Corporate Taxpayers' Register (CPF/CNPJ) - shareholder	Composition of share capital
HG SENTA PUA FIA					08.613.315/0001-16	
Laércio José de Lucena Cosentino						
032.737.678-39	BRAZILIAN - SAO PAULO	No		No	02/19/2018	
No						
2,785,041	99.840	0		0.00	2,785,041	99.840
Share class	Number of shares (Units)	Shares %				
TOTAL	0	0.000000				
Laércio José de Lucena Cosentino						
032.737.678-39	BRAZILIAN - SAO PAULO	No		No	02/19/2018	
No						
2,785,041	99.840	0		0.00	2,785,041	99.840
Share class	Number of shares (Units)	Shares %				
TOTAL	0	0.000000				
OTHERS						
0	0.000	0		0.000	0	0.000
TOTAL						
2.789.396	100.000	0		0.000	2.789.396	100.000



PARENT COMPANY/INVESTOR						
SHAREHOLDER						
Individual Taxpayers' Register/ National Corporate Taxpayers' Register (CPF/CNPJ) – shareholder	Nationality/State agreement	Party to a shareholders' agreement		Controlling Shareholder Most recent alteration		
Shareholder Resident Abroad	Name of Legal Representative or Attorney-in-fact		Type of Person	Individual Taxpayers' Register/ National Corporate Taxpayers' Register (CPF/CNPJ)		
Breakdown of shares (Units)						
Number of common shares (Units)	Common Shares %	Number preferred shares (Units)		Preferred Shares %	Total number of shares (Units)	Total shares %
PARENT COMPANY/INVESTOR				Individual Taxpayers' Register/ National Corporate Taxpayers' Register (CPF/CNPJ) - shareholder		Composition of share capital
LC EH Participações e Empreendimentos S/A				02.986.755/0001-32		
Ernesto Mário Haberkorn						
029.258.698-15	BRAZILIAN SAO PAULO	No		No	02/08/2018	
No						
109,019	19.962	92,351		16.910	201,370	36.873
Share class	Number of shares (Units)		Shares %			
TOTAL	0		0.000			
Laércio José de Lucena Cosentino						
032.737.678-39	BRAZILIAN - SAO PAULO	No		No	02/19/2018	
No						
344,745	63.126	0		0.000	344,745	63.126
Share class	Number of shares (Units)		Shares %			
TOTAL	0		0.000000			
OTHERS						
0	0.000000	0		0.000000	0	0.000000
TOTAL						
453,764	83.089000	92,351		16.910000	546,115	100.000000



15.3 Distribution of Capital

Date of the last shareholders' meeting/ Date of the last alteration	04/27/2020
Number of individual shareholders (Units)	16,546
Number of corporate shareholders (Units)	235
Number of institutional investors (Units)	1,019

Outstanding Shares

Outstanding shares correspond to all of the issuer's shares except those held by the controlling shareholders, persons related to the controlling shareholder, the issuer's managers and treasury shares.

Number of common shares (Units)	480,228,410	83.097%
Number of preferred shares (Units)	0	0.00%
Total	480,228,410	83.097%



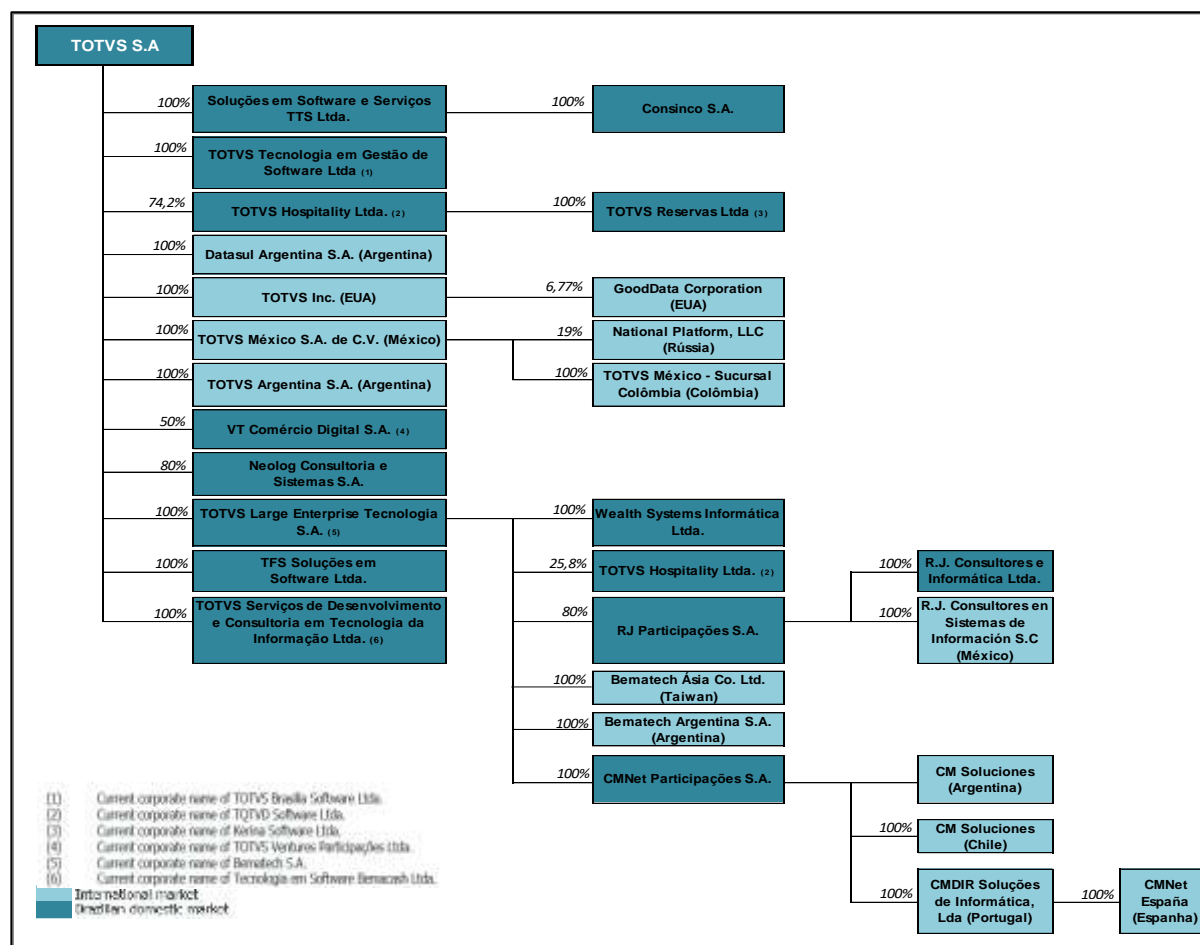
15.4 – Shareholder and economic group organization chart

Shareholders

TOTVS S.A	
100.00%	
13.892%	LC EH Participações e Empreendimentos S/A (*)
5.207%	Constellation
1.103%	Laércio José de Lucena Cosentino
0.025%	HG Senta Pua Fia (*)
1.758%	Treasury Stocks
78.015%	Other

(*) Laércio José de Lucena Cosentino and Ernesto Haberkon own interests in the fund LC EH Participações e Empreendimentos S/A

Economic Group (Company's organizational chart on May 29, 2020):





15.5 - Shareholders' agreement filed at the headquarters or to which the controlling shareholder is a party

Management is not aware of any agreement among the Company's shareholder's.

15.6 - Material changes in the interests of members of the controlling group and management of the issuer

Not applicable as there is no controlling group in the Company.



15.7 – Main corporate operations

a. Event

Company's sale of the entire interest it held in Bematech Hardware Ltda.

b. Key business terms

Sale for the amount of R\$25,000,000.00 (twenty-five million Reals), subject to some adjustments, to be paid at the closing of such transaction.

c. Companies involved

TOTVS S.A., Bematech S.A., and Bematech Hardware Ltda.

d. Effects resulting from such transaction in the shareholding structure, especially on the interest held by the controlling shareholder, by shareholders with more than 5% of the capital stock, and by the issuer's Management

There was no material effect on the Company's shareholding structure resulting from such transaction.

e. Corporate structure before and after such transaction

Please see section 15.8

f. Mechanisms used to ensure equal treatment between shareholders

Not Applicable



a. Event

Company's sale of the entire interest it held in Bematech International Corporation ("BIC").

b. Key business terms

Sale for the amount of USD5,000,000.00 (five million Dollars), subject to some adjustments, according to Stock Purchase Agreement (SPA) terms.

c. Companies involved

TOTVS S.A., Bematech S.A., and Bematech International Corporation.

d. Effects resulting from such transaction in the shareholding structure, especially on the interest held by the controlling shareholder, by shareholders with more than 5% of the capital stock, and by the issuer's Management

There was no material effect on the Company's shareholding structure resulting from such transaction.

e. Corporate structure before and after such transaction

Please see section 15.8

f. Mechanisms used to ensure equal treatment between shareholders

Not Applicable



a. Event

Company's sale of the entire interest it held in CIASHOP S.A.

b. Key business terms

Sale for the amount of R\$21,175,000.00 (twenty-one million one hundred seventy-five thousand *Reais*), subject to some adjustments, to be paid at the closing of such transaction.

c. Companies involved

TOTVS S.A. and CIASHOP S.A.

d. Effects resulting from such transaction in the shareholding structure, especially on the interest held by the controlling shareholder, by shareholders with more than 5% of the capital stock, and by the issuer's Management

There was no material effect on the Company's shareholding structure resulting from such transaction.

e. Corporate structure before and after such transaction

Please see section 15.8

f. Mechanisms used to ensure equal treatment between shareholders

Not Applicable



a. Event

Acquisition through its subsidiary TOTVS Tecnologia em Software de Gestão Ltda. of shares representative of 88.8% of the capital stock of SUPPLIER PARTICIPAÇÕES S.A., owner of the totality of the shares of SUPPLIER ADMINISTRADORA DE CARTÕES DE CRÉDITO S.A.

b. Key business terms

Acquisition for the amount of R\$455.2 million (four hundred and fifty-five million two hundred thousand *Reais*), subject to adjustments, to be paid at the closing of such transaction. Additionally, it is also foreseen a complementary purchase price payment conditioned to the achievement of certain goals established to SUPPLIER in respect to the fiscal years of 2020 and 2021.

c. Companies involved

TOTVS S.A., TOTVS Tecnologia em Software de Gestão Ltda., SUPPLIER PARTICIPAÇÕES S.A., SUPPLIER ADMINISTRADORA DE CARTÕES DE CRÉDITO S.A.

d. Effects resulting from such transaction in the shareholding structure, especially on the interest held by the controlling shareholder, by shareholders with more than 5% of the capital stock, and by the issuer's Management

There was no material effect on the Company's shareholding structure resulting from such transaction.

e. Corporate structure before and after such transaction

The operation was concluded during the current fiscal year, on 04/30/20. See table in item 15.4.

f. Mechanisms used to ensure equal treatment between shareholders

Not Applicable



a. Event

Acquisition through its subsidiary Soluções em Software e Serviços TTS Ltda. ("TTS") of shares that represent 100% of the share capital of CONSINCO S.A. ("CONSINCO").

b. Key business terms

TTS will pay the amount of R\$197 million to the sellers on the closing date of the transaction. Additionally, the Agreement provides for the payment of a complementary purchase price of up to R\$55 million conditioned to the achievement of targets established for CONSINCO in relation to the fiscal years of 2021 and 2022 and the satisfaction of certain other conditions.

c. Companies involved

TOTVS S.A., Soluções em Software e Serviços TTS Ltda. and CONSINCO S.A.

d. Effects resulting from such transaction in the shareholding structure, especially on the interest held by the controlling shareholder, by shareholders with more than 5% of the capital stock, and by the issuer's Management

There was no material effect on the Company's shareholding structure resulting from such transaction.

e. Corporate structure before and after such transaction

The operation was concluded during the current fiscal year, on 01/30/20. See table in item 15.4.

f. Mechanisms used to ensure equal treatment between shareholders

Not Applicable



a. Event

Acquisition through its subsidiary TOTVS Large Enterprise Tecnologia S.A. ("TOTVS Large") of quotas that represent 100% of the share capital of WEALTH SYSTEMS INFORMÁTICA LTDA. ("WEALTH SYSTEMS").

b. Key business terms

Acquisition of 100% of the capital stock of WEALTH SYSTEMS INFORMÁTICA LTDA. ("WEALTH SYSTEMS") for R\$27.0 million, subject to adjustments, of which R\$16.7 million paid in cash to sellers and R\$10.3 million will be paid in February 2021. The agreement also envisages the payment of variable additional purchase price, conditioned on the achievement of targets set for WEALTH SYSTEMS in fiscal year 2023.

c. Companies involved

TOTVS S.A., TOTVS Large Enterprise Tecnologia S.A. and WEALTH SYSTEMS INFORMÁTICA LTDA.

d. Effects resulting from such transaction in the shareholding structure, especially on the interest held by the controlling shareholder, by shareholders with more than 5% of the capital stock, and by the issuer's Management

There was no material effect on the Company's shareholding structure resulting from such transaction.

e. Corporate structure before and after such transaction

The operation was carried out on 4/8/20. See table in item 15.4.

f. Mechanisms used to ensure equal treatment between shareholders

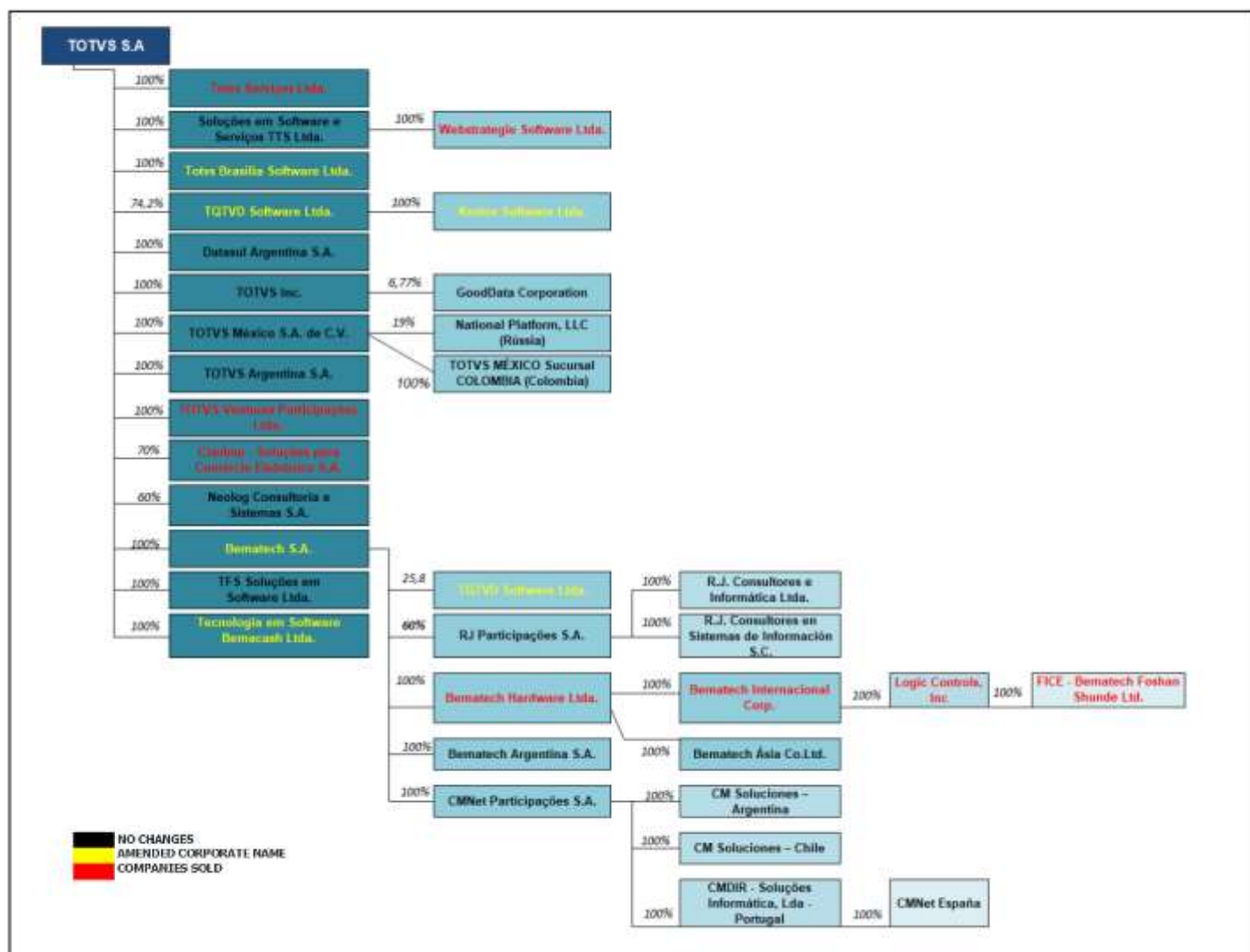
Not Applicable



15.8 – Other material information

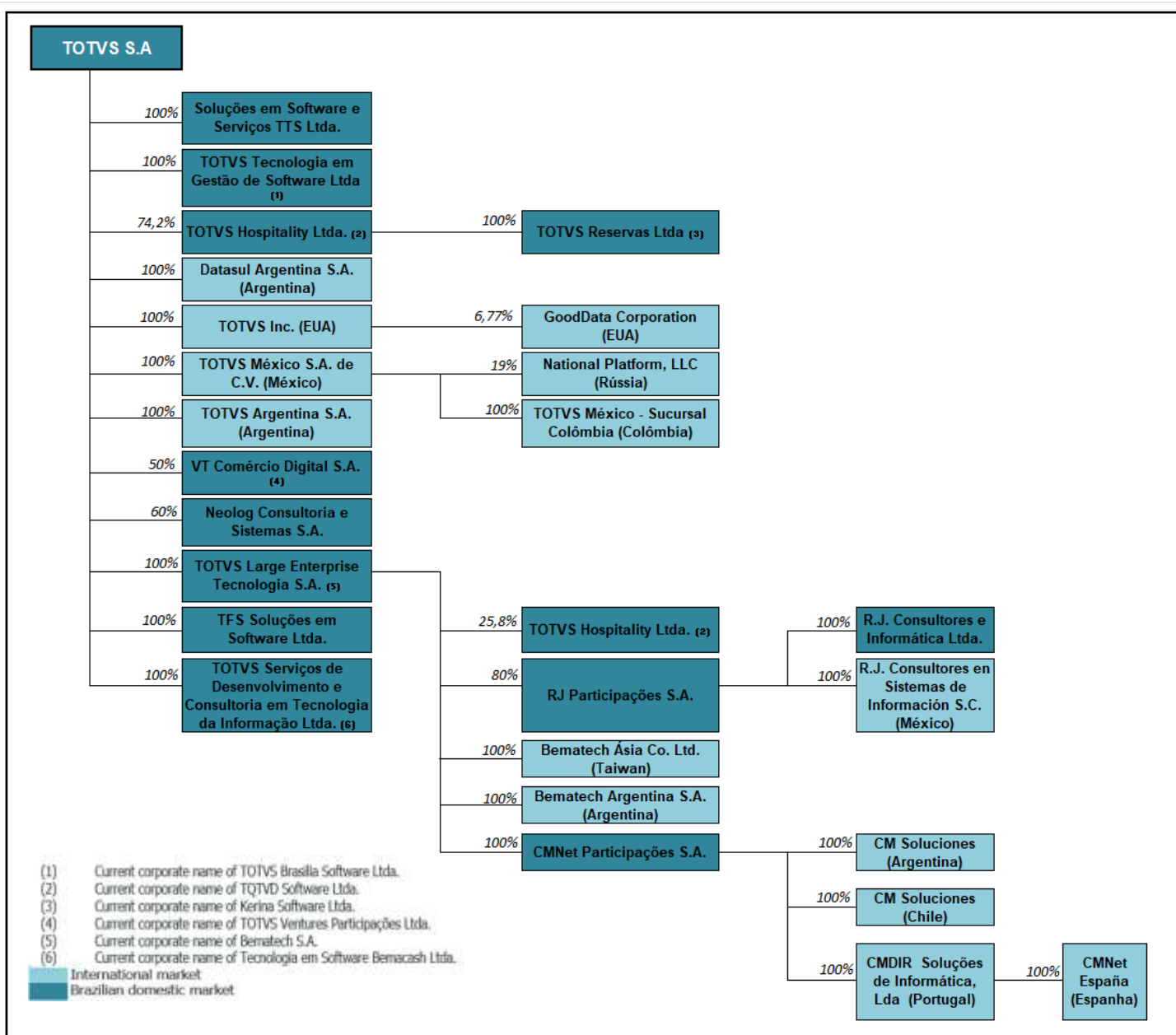
In addition to section 15.7, we submit hereinbelow the Company's organizational chart on December 31, 2018 and December 31, 2019 aiming at showing the corporate changes that took place over fiscal year 2019.

• Company's organizational chart on December 31, 2018:





• **Company's organizational chart on December 31, 2019:**





16.1 – Description of rules, policies and practices of the issuer in terms of transactions with related parties

Transactions with parties related to the Company are always carried out in compliance with the Brazilian Corporate Law and best corporate governance practices, and are contracted at usual market prices and conditions and therefore do not generate any benefit or loss to the Company or to any other parties. In addition, the transactions performed by the Company, including those executed with related parties, are always supported by the due prior analysis of their conditions and TOTVS' clear interest in performing them. In this sense, the Company negotiates contracts to be signed with related parties on an individual basis, analyzing their terms in relation to those practiced in the market, as well as the specific characteristics of each transaction (such as terms, amounts, compliance with quality standards, etc.). Individuals with no personal interests in the matters negotiated take part in the negotiations thereof.

The Company also has a policy on related parties setting forth all procedures, principles and methodology for the approval of related party transactions and for managing potential conflict of interest situations. This policy was reviewed and approved by the Board of Directors on March 11, 2019, made public on March 20, 2019, and can be found on the Company's Investor Relations website at <https://ri.totvs.com/en/corporate-governance/by-laws-policies-and-charters/>.

Among this policy's main points, highlight goes to the following ones:

- Each of management's key individuals along with those who have significant influence should complete a questionnaire annually which is designed to collect information regarding parties related to them, in accordance with the definitions of the aforesaid policy, and about any transactions between them and the Company of which they are aware, and should obtain information from close family members and managers of the respective entities, if this is applicable.
- TOTVS's Compliance area will maintain an up-to-date record identifying key management personnel, as well as those with significant influence, as well as related parties, which should be consulted by those responsible for transactions prior to their completion, in order to check as to whether the respective transaction may be a related party transaction.
- The Company's key management personnel and those with significant influence will be briefed, and periodically advised, regarding the obligation to inform Risk and Compliance of any potential related party transaction of which they become aware.
- Any transaction that may qualify as a Related Party transaction should be reported to the Compliance area, which is responsible for issuing an opinion, together with the Legal Department, in order to determine whether the transaction actually constitutes a Related Party Transaction that is subject to the procedures of said policy.
- Such transactions should be accompanied by the information necessary for their analysis, as well as evidence and the opinion of the manager responsible for carrying out the transaction that (a) there are clearly demonstrable reasons, from the point of view of the Company's business, for the Transaction to be carried out with the Related Party, and (b) the transaction is conducted on terms at least equally favorable to the Company as those generally available on the market or those offered to, or by, a third party which is not related to the Company, in equivalent circumstances, also taking into account its monitoring cost by the Company.
- All transactions with Related Parties should be submitted to the Board of Directors for approval, in accordance with TOTVS Bylaws. To this end, the transaction should previously be submitted to TOTVS Audit Committee, accompanied by the opinion of TOTVS Compliance area and of its Legal Department,



which is responsible for assessing whether the guidelines of the aforesaid have been observed in the fact-finding process regarding the transaction under analysis.

- Related party transactions should be entered into in writing, specifying their main characteristics and conditions, such as price, terms, guarantees, conditions for termination, liability for tax collection and obtaining of licenses, among other things. These characteristics should also expressly include the possibility of termination by the Company of any related party transaction that may be automatically renewed, under conditions equivalent to those available in agreements with unrelated parties.
- Members of the Board of Directors or the Board of Directors, as well as the Audit Committee and its members, at their discretion, will have access to all documents related to related party transactions, including any technical reports or opinions they may have received.
- The Board of Directors should define the content and format of the information that is deemed to be necessary for its deliberation in relation to a Related Party transaction, which should be distributed at the same time as the calling of the meeting at which the transaction will be submitted for analysis.
- The Board of Directors may approve the related party transaction if it concludes, in good faith, that the transaction is equitable and is in the Company's interest, and, at its discretion, make approval of the aforesaid transaction dependent upon those changes that it deems necessary so that the transaction takes place on an equitable basis and is in the Company's interest.



16.2 – Information on transactions with related parties

Related party	Transaction Date	Amount involved (Reais)	Existing balance	Amount (Reais)	Duration	Loan of or other type of debt	Interest rate charged
Inovalli Administração de Obras, Engenharia e Empreendimentos Imobiliários Ltda.	12/31/2019	182,543.19	-	50,199.38	Indefinite	NO	0.000000
Relation with the issuer	Inovalli is one of TOTVS's customers and owns the product "FLUIG 100 USUARIOS" and Cloud rental. Laércio José de Lucena Cosentino owns 27.5% of Inovalli's capital.						
Purpose of the agreement	Monthly fee for use of software.						
Guarantee and insurance	N/A						
Termination or extinction	The parties may terminate the agreement with prior notice without penalties, or also in case of non-payment on the part of the client and failure to provide services/accesses by the Company.						
Nature and reason for the transaction	N/A						
Contractual position of the issuer	Creditor	Specify					



Related party	Transaction Date	Amount involved (Reais)	Existing balance	Amount (Reais)	Duration	Loan of or other type of debt	Interest rate charged
BRASSCOM - ASSOCIACAO BRASILEIRA DAS EMPRESAS DE TECNOLOGIA DA INFORMACAO E COMUNICACAO	12/31/2019	248,213.00	-	248,213.00	Indefinite	YES	0.000000
Relation with the issuer	Laércio José de Lucena Cosentino is a member of the board of directors of BRASSCOM.						
Purpose of the agreement	Annual membership dues.						
Guarantee and insurance	N/A						
Termination or extinction	N/A						
Nature and reason for the transaction	Laércio José de Lucena Cosentino is a member of the board of directors of BRASSCOM.						
Contractual position of the issuer	Debtor		Specify				



Related party	Transaction Date	Amount involved (Reais)	Existing balance	Amount (Reais)	Duration	Loan of or other type of debt	Interest rate charged
VIP VII Empreendimentos e Participações S.A.	10/21/2013	245,440,998.27	185,550,282.87	-	03/02/2027	NO	0,000000
Relation with the issuer	<p>Agreement entered into between the Company and VIP VII - Empreendimentos e Participações Ltda. "VIP VII", in which Laércio José de Lucena Cosentino directly held 48.392% and, indirectly, he held 41.964% of interest, and Marcelo Eduardo Sant'Anna Cosentino directly held 0.254% in the capital stock of such related party.</p> <p>On December 4, 2019 the lease agreement for the Company's headquarters ceased to be deemed as a transaction with related party, as VIP VII - Empreendimentos e Participações S.A. had its corporate composition changed and no longer belongs to TOTVS' shareholders and managers.</p>						
Purpose of the agreement	Lease of commercial property in the 'built to suit' mode for the Company's new headquarters in the city of São Paulo, located at Avenida Braz Leme, 1000.						
Guarantee and insurance	Surety provided by TOTVS Serviços Ltda. Company's obligation to take out insurance against fire, gales, flooding, lightning and explosions in relation to the building, its belongings and accessories, for a sum equal to 96 times the monthly rent.						
Termination or extinction	If the Company terminates the agreement before the 10-year term, a fine corresponding to 70% of the remaining rents will be applied.						
Nature and reason for the transaction	Location of the Company's Head Office.						
Contractual position of the issuer	Debtor		Specify				



Related party	Transaction Date	Amount involved (<i>Reais</i>)	Existing balance	Amount (<i>Reais</i>)	Duration	Loan of or other type of debt	Interest rate charged
VIP IV Empreendimentos e Participações Ltda.	06/01/2019	4,771,200.00	4,024,967.28	1,883,192.64	03/31/2023	NO	0.000000
Relation with the issuer	Agreement entered into between the Company and VIP IV Empreendimentos e Participações Ltda. ("VIP IV"), indirectly held by Laércio José de Lucena Cosentino, owner of 39.5% of the capital of VIP IV.						
Purpose of the agreement	Commercial Lease Agreement of the property located at Av. Braz Leme, No. 1793, São Paulo/SP. The contract is to be adjusted on an annual basis in accordance with the variation in the IGP-M during the period.						
Guarantee and insurance	N/A with regard to the guarantee. The Company's obligation to take out insurance against fire for the properties, based on their updated value.						
Termination or extinction	In the case of contractual breach, a fine corresponding to three monthly rents.						
Nature and reason for the transaction	Location of the Company's datacenter.						
Contractual position of the issuer	Debtor	Specify					



Related party	Transaction Date	Amount involved (Reais)	Existing balance	Amount (Reais)	Duration	Loan of or other type of debt	Interest rate charged
Ciashop	07/01/2019	160,976.22	-	112,683.35	07/31/2019	NO	0.000000
Relation with the issuer	TOTVS S.A. held a 70% interest in Ciashop - Soluções para Comércio Eletrônico S.A., while the remaining 30% were held by the minority shareholders Maurício José Trezub and Kleber Martins Albertini. On June 14, 2019, the General Superintendence of CADE (the Brazilian Antitrust Agency) approved, without restrictions, the sale to VTEX of the total interest held by the Company until then in the capital stock of Ciashop S.A., which represented 70.47% of the capital stock of CIASHOP.						
Purpose of the agreement	License fee cost until July 31, 2019 when the company was part of the group.						
Guarantee and insurance	N/A						
Termination or extinction	N/A						
Nature and reason for the transaction	N/A						
Contractual position of the issuer	Debtor		Specify				



16.3 - Identification of measures taken for handling conflicts of interests and proof of the strictly commercial nature of the conditions agreed and proper compensatory payment

The Board of Directors of TOTVS S.A. has established, through the policy mentioned in item 16.1 guidelines and procedures to ensure that transactions between Related Parties and TOTVS or its subsidiaries are conducted in the best interest of TOTVS or its subsidiaries, as the case may be, and are based on the principles of transparency and arm's length basis. Similarly, the policy is designed to prevent and manage situations of potential conflict of interest when carrying out Transactions involving Related Parties.

In order to ensure that the protection mechanisms defined in the policy regarding conflict of interest are triggered, the Policy provides for the possibility of reporting by anyone who is aware of a situation that may qualify as a Related Party Transaction, with it being up to the Compliance area, in conjunction with the Legal Department, to issue an opinion to determine whether the transaction in fact constitutes a Related Party Transaction that is subject to the procedures of the Policy.

In addition, in situations where related party transactions require approval, the person involved in the approval process who has a potential private benefit or conflict of interest with the decision to be made should declare himself or herself impeded from taking part in the decision, explaining his or her involvement in the transaction, and if requested, provide details of the transaction and of the parties involved. The impediment should be stated in the minutes of the meeting of the corporate body that makes the decision regarding the transaction and the individual in question remove himself or herself from the discussions and deliberations.

In their analysis, the Board of Directors and the Audit Committee should take into account the following factors: (a) whether or not there are clearly demonstrable reasons from the Company's business point of view for the Related Party Transaction; (b) whether or not the transaction is carried out on terms at least equally favorable to the Company as those generally available on the market or those offered to or by a third party which is not related to the Company, in equivalent circumstances, taking into account the Company's cost of monitoring the transaction; (c) the results of assessments made or opinions issued by a specialized independent firm, if there are any; (d) whether or not a competitive process was carried out for the aforesaid engagement and its outcome; (e) the pricing methodology used and other possible alternative forms of pricing of the transaction; and (f) the extent of the Related Party's interest in the transaction, bearing in mind the amount of the transaction, the financial situation of the Related Party, the direct or indirect nature of the Related Party's interest in the transaction and the continuing or otherwise nature of the transaction, and any other aspects that it considers to be relevant.

In the process of approving Related Party Transactions, the Board of Directors and the Audit Committee should analyze the following information, as well as any other information that they deem to be relevant for the analysis of the specific transaction: (a) the terms of the transaction; (b) the Related Party's interest and the impact of the approval of the transaction on its commitment to TOTVS; (c) the purpose and timing of the transaction; (d) whether or not the Company is a party to the transaction and, if not, the nature of its participation; (e) if the transaction involves the sale of an asset, the description of the asset, including its acquisition date and its book value or assigned cost; (f) information about potential counterparties in the transaction; (g) the approximate financial amount of the transaction, as well as the amount of the Related Party's interest; (h) a description of any provisions or limitations imposed on the Company as a result of the execution of the transaction; (i) whether or not the transaction involves any reputational risk to the Company; and (j) any other information that may be relevant to the shareholders and investors, in light of the circumstances of the specific transaction.

In the lease of the Company's headquarters, the process of analysis and selection of the property was carried out by an independent consultancy. In addition, the consultancy also handled the process of financial negotiation of the alternatives. The Company's Compensation and People Committee and Audit Committee reviewed both studies carried out by the consultancy as well as TOTVS's contractual protection clauses, in the event of non-compliance with the execution schedule and/or with the technical specifications, and recommended that the Board of Directors approved the transaction.



16.4 – Other material information – Transaction with Related Parties

The Company has not identified other relevant information related to this item.



17.1 – Information on capital stock

Date of authorization or approval	Amount of capital (Reais)	Deadline for payment	Number of common shares (Units)	Number of preferred shares (Units)	Total number of shares (Units)
Type of capital	Issued Capital				
04/27/2020	1,382,508,564.43	-	577,913,181	0	577,913,181
Type of capital	Subscribed Capital				
04/27/2020	1,382,508,564.43	-	577,913,181	0	577,913,181
Type of capital	Paid-In Capital				
04/27/2020	1,382,508,564.43	-	577,913,181	0	577,913,181
Type of capital	Issued Capital				
05/28/2019	1,382,508,564.43	-	192,637,727	0	192,637,727
Type of capital	Subscribed Capital				
05/28/2019	1,382,508,564.43	-	192,637,727	0	192,637,727
Type of capital	Issued Capital				
05/28/2019	1,382,508,564.43	-	192,637,727	0	192,637,727
Type of capital	Authorized Capital				
05/16/2019	2,500,000,000.00	-	0	0	0
Type of capital	Issued Capital				
04/05/2018	1,041,228,564.43	-	165,637,727	0	165,637,727
Type of capital	Paid-In Capital				
04/05/2018	1,041,228,564.43	-	165,637,727	0	165,637,727
Type of capital	Subscribed Capital				
05/04/2018	1,041,228,564.43	-	165,637,727	0	165,637,727
Type of capital	Authorized Capital				
04/20/2017	1,300,000,000.00	-	0	0	0



17.2 – Capital stock increases

Date of resolution	Body that resolved on the increase	Date of issue	Total amount of issue (Reais)	Type of increase	Common shares (Units)	Preferred shares (Units)	Total shares (Units)	Subscription/Previous Capital	Issue Price	Price quote Factor
04/20/2017	Board of Directors	04/20/2017	448,466,498.84	Without issue of shares	0	0	0	0	0	R\$ per Unit
Criteria for setting the issue price		N/A								
Form of Payment		N/A								

Date of resolution	Body that resolved on the increase	Date of issue	Total amount of issue (Reais)	Type of increase	Common shares (Units)	Preferred shares (Units)	Total shares (Units)	Subscription/Previous Capital	Issue Price	Price quote Factor
04/05/2018	Board of Directors	04/05/2018	51,387,796.01	Without issue of shares	0	0	0	0	0	R\$ per Unit
Criteria for setting the issue price		N/A								
Form of Payment		N/A								



Date of resolution	Body that resolved on the increase	Date of issue	Total amount of issue (Reais)	Type of increase	Common shares (Units)	Preferred shares (Units)	Total shares (Units)	Subscription/Previous Capital	Issue Price	Price quote Factor
05/22/2019	Board of Directors	05/28/2019	341,280,000.00	Public Subscription	27,000,000	0	27,000,000	32.78776665	12.64	R\$ per Unit
Criteria for setting the issue price		<p>To approve the price of thirty nine <i>Reais</i> and fifty cents (R\$39.50) for the issue, by the Company, of each common share in the context of the Offering ("Price per Share"), which was fixed after the conclusion of the Bookbuilding Procedure, having as parameters: (i) the quoted price of the common shares issued by the Company on the B3 S.A. - Brasil, Bolsa, Balcão ("B3"); and (ii) the indications of interest based on the quality and quantity of demand (by volume and price) for the shares. Under the terms of article 170, paragraph 1, item III, of Law no. 6404, of December 15, 1976 ("Brazilian Corporate Law"), the choice of the criterion for determining the Price per Share is justified because it has been obtained through the Bookbuilding Procedure and, therefore, did not cause any unjustified dilution to the Company's shareholders.</p> <p>To determine that, out of the Price per Share of thirty nine Reais and fifty cents (R\$39.50): (i) twelve Reais and sixty four cents (R\$12.64) will be allocated to the capital stock, totaling three hundred and forty one million, two hundred and eighty thousand Reais (R\$341,280,000.00); and (ii) the balance, of twenty-six Reais and eighty-six cents (R\$26.86) per share, will be allocated for setting up a capital reserve, pursuant to line 'a' of paragraph 1 of Article 182 of the Brazilian Corporate Law, totaling seven hundred and twenty-five million, two hundred and twenty thousand <i>Reais</i> (R\$725.220.000,00).</p>								
Form of Payment		Paid in cash at the time of subscription in domestic currency (R\$).								



17.3 – Information on share splits, reverse splits and stock dividends

Approval	Deliberation date	Number of stocks before approval			Number of stocks before approval		
		Common	Preferred	Total	Common	Preferred	Total
Split (1:3)	04/27/2020	192,637,727	-	192,637,727	577,913,181	-	577,913,181

17.4 - Information on capital stock reductions

Justification for not completing the table:

There was no reduction in capital stock.

17.5 – Other material information

In addition to item 17.3

On April 27, 2020, the Company's Extraordinary Shareholders Meeting approved the of the stock split of all the common shares issued by the Company in the ratio of one common share for three of the same type without any change in the capital stock. To make it clear, for each common share currently held, the shareholder will receive, as a result of the split, two more shares of the same type so that they will have a total of three common shares of the Company (1:3). Consequently, the number of common shares in which the Company's capital is divided changed from 192,637,727 to 577,913,181 shares.



18.1 – Rights of shares

Share or CDA type:	Common
Tag along:	100.000000
Right to dividends:	The shares guarantee their holders the right to a mandatory dividend, in each fiscal year, equivalent to 25% of the adjusted net income pursuant to article 202 of Brazilian Corporate Law. In addition, according to the Company's Bylaws and Brazilian Corporate Law, the holders of common shares have are entitled to receive dividends or other distributions made in relation to common shares, proportional to their interests in the capital stock.
Voting rights:	Full
Convertibility:	No
Right to capital refund:	Yes
Description of the capital refund characteristics:	See item 18.12 of this form
Restriction on free float:	No
Redeemable	No
Redemption situations and formula for calculating the redemption amount	
Conditions for changing the rights guaranteed by those securities:	See item 18.12 of this form
Other material characteristics:	TOTVS is listed in "Novo Mercado", the most advanced corporate governance level for Companies listed on the BM&FBOVESPA, and adopts practices that exceed the requirements related to corporate governance and shareholders' rights, in accordance with the Novo Mercado Listing Rules.



18.2 – Description of any statutory rules that limit the right to vote of significant shareholders or that oblige them to make a public offering

Voting Limit

There are no rules in the Bylaws that limit or restrict the right to vote of the Company's stockholders. Chapter VII of the Company's Bylaws includes rules governing the holding of public offerings for the acquisition of shares in case of sale of the shareholding control, acquisition of material equity interests, cancellation of the adjusted as a publicly-traded company registration and exclusion from the Novo Mercado.

Offerings

Transcribed below are the clauses of TOTVS Bylaws, including provisions of events related to the obligation to undertake public offerings:

Article 42 - The direct or indirect disposal of the Company's ownership control (as defined in Paragraph 1 of this Article), either through a single or successive operations, shall be contracted under either a suspensive or resolutive condition that the party acquiring Ownership Control be obliged to undertake an Initial Public Offering ("IPO") for the acquisition of shares of the other shareholders, subject to any conditions and terms set forth in the prevailing legislation and the Novo Mercado Regulation, so that such shareholders are entitled to the same treatment as the Selling Controlling Shareholder (as defined in Paragraph 1 of this article).

Paragraph 1 - For purposes of the Bylaws, the expressions below commencing with capital letters shall have the following meanings: **"Controlling Shareholder"** means shareholder(s) or Group of Shareholders that control the Company. **"Selling Controlling Shareholder"** - means the controlling shareholder when it promotes the sale of the Company's control. **"Controlling Shares"** - means the block of shares that ensures their holder, directly or indirectly, individual and / or combined control of the Company. **"Acquirer"** means the party to whom the Controlling Shareholder transfers Controlling Shares in a Divestment of Control of the Company. **"Divestment of Control of the Company"** - means the transfer to third parties, against payment, of the Controlling Shares, securities convertible to voting shares, assignment of rights to subscribe shares and other securities or rights referring to the securities convertible to shares of the Company that may result in the acquisition of Control by the Acquiring Party. **"Group of Shareholders"** means a group of persons who are (i) bound by agreements or contracts of any nature, either directly or by means of Subsidiaries, Parent Companies or under common control; or (ii) among whom there is a controlling relationship; or (iii) under common control. **"Control"** means the power effectively used to manage the business and how the Company's bodies function, directly or indirectly, in fact or law, regardless of ownership interest held. **"Economic Value"** - means the value of the company and its shares to be determined by a specialized company, by using recognized methodology or based on other criteria that may be defined by the CVM.

Paragraph 2 - In the event the acquisition of Control also obligates the Acquirer of Control to undertake the Initial Public Offering required pursuant to Article 43 of the Bylaws, the purchase price of the IPO shall be either as per Article 42 or Article 43, Paragraph 2 of the Company's Bylaws, whichever is greatest.

Article 43 – Any shareholder or person who acquires or becomes a holder of the Company's shares in an amount equal to or exceeding twenty per cent (20%) of the Company's total shares shall, within a maximum of sixty (60) days from the date of acquisition or the event that resulted in ownership of shares equal to or exceeding twenty per cent (20%) of the Company's shares, undertake or request registration, as the case may be, of an IPO of the Company's total shares, with due regard for the provisions of the applicable regulations of the CVM, the Regulations of Novo Mercado, other regulations of B3 and the terms of Article 43 of the Bylaws.



Paragraph 1 – The IPO shall be: (i) intended indistinctly for all Company shareholders; (ii) carried out in an auction held at B3; (iii) issued at a price determined in accordance with Paragraph 2 of Article 43 of the Bylaws; and (iv) paid in cash in Brazilian currency against acquisition in the IPO of the Company's shares.

Paragraph 2 – The acquisition price in the IPO of each Company share cannot be less than the greater of **(i)** one hundred and twenty-five per cent (125%) of the highest share price attained by the Company's shares during the period of twelve (12) months preceding the IPO, or any stock exchange where the Company's shares are traded; **(ii)** one hundred and twenty-five per cent (125%) of the highest share price paid by the shareholder or person, at any time, for a Company share or batch of shares; **(iii)** or the Economic Value ascertained in a valuation.

Paragraph 3 – Holders of shares representing at least ten per cent (10%) of the capital stock may request the preparation of a new valuation report in the same manner as that mentioned in section (iii) of Paragraph 2 of Article 43 of the Bylaws, but from a different institution. **(I)** If the new report arrives at a lower share price than that calculated in the manner of Paragraph 2 of Article 43 of the Bylaws, the higher price shall prevail and the shareholders who requested preparation of the valuation report shall bear the full cost thereof in proportion to their equity holding in the Company's capital stock. **(II)** In the event the report provided for in this paragraph arrives at a higher share price than that obtained in the manner of Paragraph 2 of Article 43 of the Bylaws, the shareholder or person may: **(1)** withdraw from the IPO, agreeing to divest the surplus holding, within three months from the acquisition date, and the costs of the new report shall be borne in full by the shareholders who requested its preparation, in proportion to their equity holding in the Company's capital stock; **(2)** undertake the IPO at the price indicated in the new report whose costs shall be borne by the Company.

Paragraph 4 – In the event the price of the IPO is revised in the manner provided for in Paragraph 3 of Article 43 of the Bylaws, and provided there is no withdrawal by the shareholder or person, the auction will commence with the new price, and material fact shall be published informing the price review and the maintenance or withdrawal of the IPO.

Paragraph 5 – The revision of the IPO price shall adopt the following procedure:

(i) the request for preparation of a new valuation report on the Company's share price based on the Economic Value properly grounded and accompanied by convincing elements that show the failure or lack of precision in employing the calculation methodology or in the valuation criteria adopted shall be formulated within fifteen (15) days from disclosure of the value of the public offering, and will suspend the registration process proceedings or, where this has already been granted, the tenor of the IPO notice, postponing the respective auction, and the shareholder or person shall arrange for publication of a material fact advising of the postponement and the date designated for holding a meeting of the Board of Directors which will resolve on the choice of the specialized company that will prepare the report;

(ii) if the Board of Directors resolves not to undertake a new valuation of the Company, the registration process procedure, or the IPO itself, shall resume for the remaining period, as the case may be, and the shareholder or person shall arrange, in this latter case, for the publication of a material fact containing the new date for holding the auction;

(iii) if the valuation report arrives at an amount equal to or less than that of the IPO obtained in the manner of Paragraph 2 of Article 43 of the Bylaws, the registration process procedure or the IPO itself shall resume for the remaining period, as the case may be and the shareholder or person shall arrange, in this latter case, for the publication of a material fact containing the new date for holding the auction;

(iv) in the event the valuation report ascertains an amount that exceeds that of the IPO obtained in the manner of Paragraph 2 of Article 43 of the Bylaws, the shareholder or persons shall arrange to publish, within five (5) days from the date of presentation of the report, a material fact advising if the IPO is to be maintained or their



withdrawal from it clarifying, in the former case, that the registration process procedure or the IPO itself shall resume for the remaining period, as the case may be, and the shareholder or person shall arrange, in this latter case, for the publication of a material fact containing the new date for holding the auction and the new price;

(v) the period of fifteen (15) days referred to in subparagraph (i) of Paragraph 5 will only commence following delivery of the original valuation report to the CVM, or after it has been made available in the manner of section (viii) of Paragraph 5 of Article 43 of the Bylaws, if this occurs first, and the shareholder or person shall publish a material fact advising of said delivery;

(vi) the meeting of the Board of Directors that resolves to undertake a new valuation shall appoint the person responsible for preparing the report, approve their compensation, set a deadline not to exceed thirty (30) days for completion of the services, and determine that the report be forwarded to the Company in the person of its Investor Relations Officer, the stock exchange in which the auction is to take place and the CVM, in addition to also forwarding it to the latter's electronic address in the specific format indicated by the CVM;

(vii) the institution responsible for preparing the valuation report shall also, on the same date of delivery of the report to the CVM, notify the intermediary institution operating the IPO, as provided for in Article 4, IV of CVM Instruction 361 dated March 5, 2002 ("CVM Instruction 361"), as to the outcome of the valuation, so that the latter and the shareholder can make the appropriate arrangements, including those provided for in subsections (iii) and (iv) of Paragraph 5 of Article 43 of the Bylaws.

(viii) the valuation report dealt with in this Paragraph 5 will be available in the same places and in the same format as the valuation report dealt with in Article 8 of CVM Instruction 361; and

(ix) the meeting of the Board of Directors referred to in this Paragraph 5 shall necessarily indicate the name of the shareholders who requested the preparation of a new report for the purposes of imposition, as the case may be, of the provisions of Paragraph 3, (I) and (II.2) of Article 43 of the Bylaws.

Paragraph 6 – Holding the IPO mentioned in the main paragraph of Article 43 of the Bylaws will not exclude the possibility of another Company shareholder or, as the case may be, the Company itself from formulating a competing IPO pursuant to the applicable regulations.

Paragraph 7 – The shareholder or person shall be obligated to respond to any requests or demands from the CVM formulated on the basis of the applicable legislation concerning the IPO, within the maximum deadlines stipulated in the applicable regulations.

Paragraph 8 - In the event the shareholder or person fails to comply with the obligations imposed by this article, including with regard to meeting the maximum deadlines (i) for holding or requesting registration of the IPO; or (ii) for responding to any requests or demands from the CVM or fulfilment of the obligations provided for in Article 52 of the Bylaws, the Company's Board of Directors will convene an Extraordinary Shareholders' Meeting at which the shareholder or person will not be able to vote, to resolve on the suspension of the exercise of the rights of the shareholder or person who has failed to comply with any obligation imposed by this Article, as per Article 120 of Brazilian Corporate Law, without prejudice to the shareholder or person being liable for any damages or losses caused to the other shareholders arising from non-compliance with the obligations imposed by this Article.

Paragraph 9 – Any shareholder or person acquiring or becoming the owner of other rights, including usufruct or trust, to the Company's shares in an amount equal to or exceeding twenty per cent (20%) of the Company's total shares, will be equally obligated, within a maximum term of sixty (60) days from the date of said acquisition or the event that resulted in ownership of the rights in an amount equal to or exceeding twenty per cent (20%) of the Company's total shares, to undertake or request registration, as the case may be, of an IPO in the terms described in this Article.



Paragraph 10 – The obligations shown in Article 254-A of Brazilian Corporate Law and Article 42 of the Bylaws do not exclude compliance by the shareholder or person with the obligations shown in Article 43 of the Bylaws, with the exception of the provisions of Articles 50 and 51 of the Bylaws.

Paragraph 11 – The provisions of this Article do not apply in cases where a person becomes a holder of more than 20% (twenty per cent) of the Company's total shares arising from: (i) legal succession, on the condition that the shareholder divests the surplus shares within 60 (sixty) days from the material event; (ii) the merger of another company into our Company; (iii) the incorporation of the shares of another company by our Company; or (iv) subscription of our Company's shares under a single primary issuance approved at a meeting of the Company's shareholders convened by our Board of Directors and whose proposed capital increase has determined the stipulation of the share issue price based on the economic value obtained from an economic and financial valuation report on the Company undertaken by a specialized company with proven experience in valuing publicly quoted companies.

Paragraph 12 – The calculation of the 20% (twenty per cent) of the Company's total shares described in the main paragraph of Article 43 of the Bylaws will not factor in the involuntary increases in equity holdings resulting from cancellation of treasury shares or from the reduction in our Company's capital stock following the cancellation of shares.

Paragraph 13 – In case the CVM regulations applicable to the IPO provided for in this Article set forth the adoption of a calculation criterion for setting the acquisition price of each Company share in the IPO, resulting in a higher acquisition price than that provided for in Paragraph 2 of Article 43 of the Bylaws, when the IPO provided for in this Article actually takes place, the price that shall prevail is the acquisition price calculated under the terms of CVM regulations.

Paragraph 14 – Any change that limits the right of the shareholders to undertake the IPO provided for in this Article, or the exclusion of Article 43 of the Bylaws, will obligate shareholders who have voted in favor of that change of exclusion in the resolutions of the shareholders' meeting to undertake the IPO provided for in this Article, with due regard for the provisions in Paragraph 3 of Article 10 of the Bylaws.

Article 44 – the public offering for the acquisition of shares to be undertaken by the Controlling Shareholder or by the Company to cancel the Company's registration as a publicly quoted company shall be at fair price in accordance with the applicable legal and regulatory rules.

Article 45 – Voluntary delisting from Novo Mercado may occur (i) irrespective of undertaking the public offering for the acquisition of shares in the event of a waiver approved in a meeting of the Company's shareholders, pursuant to article 12, x of these Bylaws, or (ii) where such waiver is not forthcoming, if preceded by a public offering for the acquisition of shares that abides by the procedures provided for in the regulations of the CVM on public offerings for the acquisition of shares to cancel registrations of publicly quoted companies, and the following requisites:

- (i) the offering price must be fair, and it is therefore possible to request a new valuation of the Company in the manner set out in Article 4 – A of Brazilian Corporate Law; and
- (ii) shareholders with more than 1/3 (one-third) of the shares in free float shall accept the public offering for the acquisition of shares or expressly agree to delist from the segment without selling the shares.

Paragraph 1 - For the purpose of article 45, shares in free float are only those shares whose shareholders expressly agree to delist from Novo Mercado or who qualify for the auction of the public offering for the acquisition of shares as per the regulations of the CVM applicable to public offerings for the acquisition of publicly quoted companies to cancel registrations.



Paragraph 2 – If the quorum mentioned in the paragraph above is reached: (i) the party accepting the public offering for the acquisition of shares may not be subjected to pro-rating when divesting their equity holding, with due regard for the waiver procedures of the limits provided for in the CVM regulations applicable to public offerings for the acquisition of shares, and (ii) the offering party shall be obligated to acquire the remaining shares in free float for the term of 1 (one) month from the date the auction is held, at the final price of the public offering for acquisition of shares restated up to the actual date of payment in accordance with the call notice and prevailing regulations, which shall occur within a maximum of 15 (fifteen days) from the date on which the shareholder exercises the entitlement.

Article 46 – In the event of no Controlling Shareholder, if it is decided that the Company is to delist from Novo Mercado so that the securities it has issued can then be registered for trading outside Novo Mercado, or by virtue of a corporate reorganization operation in which the securities of the company resulting from this reorganization are not admitted for trading on Novo Mercado within 120 (one hundred and twenty) days from the date of the shareholders' meeting that approved that operation, the delisting will be conditional on holding a public offering for acquisition of shares on the same conditions provided for in article 45 above.

Paragraph 1 – That same shareholders' meeting shall define those responsible for undertaking the public offering for acquisition of shares who, present at the meeting, shall expressly accept the obligation to undertake the offering.

Paragraph 2 – Where there is no definition of those responsible for undertaking the public offering for acquisition of shares in the event of a corporate reorganization operation in which the securities of the company resulting for this reorganization are not admitted for trading on Novo Mercado, it will be the responsibility of the shareholders who voted in favor of the corporate reorganization to undertake that offering.

Paragraph 3 – The public offering for acquisition of shares for the purposes of this article shall abide by the procedures for public offerings for cancellation of registrations.

Article 47 – In the event there is no Controlling Shareholder and B3 determines the suspension of trading in the Company's securities on Novo Mercado on account of non-compliance with obligations contained in the Regulations of Novo Mercado, the Chairman of the Board of Directors shall convene within 2 (two) days from said ruling, considering only those days when the newspapers habitually used by the Company circulate, an extraordinary shareholders' meeting to replace the entire Board of Directors.

Paragraph 1 – If the Extraordinary Shareholders' Meeting referred to in the main paragraph of Article 47 is not convened by the Chairman of the Board of Directors within the established deadline, it may be convened by any shareholder of the Company.

Paragraph 2 – The new Board of Directors elected at the Extraordinary Shareholders' Meeting mentioned in the main paragraph and in Paragraph 1 of Article 47 of the Bylaws shall put right the non-compliance with the obligations contained in the Regulations of Novo Mercado in as short a space of time as possible, or within a new deadline granted by B3 for that purpose, whichever is shorter.

Article 48 – The Company's delisting from Novo Mercado due to non-compliance with the obligations stipulated in the Regulations of Novo Mercado is conditional on undertaking a public offering for acquisition of shares in accordance with Article 45 of the Bylaws, with due regard for the applicable legal and regulatory rules.

Paragraph 1 - The Controlling Shareholder shall undertake the public offering for acquisition of shares provided for in the main paragraph of this article.

Paragraph 2 - If there is no Controlling Shareholder and the delisting from Novo Mercado referred to in the main paragraph arises from the resolution of the shareholders' meeting, shareholders who have voted in favor



of the resolution that implied the respective non-compliance shall undertake the public offering for acquisition of shares provided for in the main paragraph.

Paragraph 3 - If there is no Controlling Shareholder and the delisting from Novo Mercado referred to in the main paragraph arises from an act or fact of management, the Company's managers shall convene a general meeting of shareholders whose order of the day will be to resolve on how to put tight the non-compliance with the obligations stipulated in the Regulations of Novo Mercado or, as the case may be, to resolve on the Company's delisting from Novo Mercado.

Paragraph 4 – If the meeting of shareholders mentioned in Paragraph 3 above resolves on the Company's delisting from Novo Mercado, that meeting of shareholders shall designate those responsible for undertaking the public offering for acquisition of shares provided for in the main paragraph who, present at the meeting, shall expressly assume the obligation to undertake the offering.

Article 49 – The valuation report of the Company for determining the fair price and/or economic value, as the case may be, shall be prepared by a specialized company with proven experience and independence with regard to the power of decision of the Company, its Managers and/or its Controlling Shareholders, and the report shall also meet the requisites of Paragraph 1 of Article 8 of Brazilian Corporate Law and contain the accountability provided for in Paragraph 6 of that same Article 8.

Sole Paragraph – The costs of preparing the valuation report shall be borne in full by those responsible for undertaking the public offering for acquisition of shares, as the case may be, with the exception of the provisions of Paragraph 3 of Article 43 of the Bylaws.

Article 50 – Formulating a single IPO is possible with the aim of more than one of the purposes provided for in this Chapter VII, in the Regulations of Novo Mercado or in the regulations issued by the CVM, provided it is possible to establish compatibility among the procedures of all IPO modalities, and there is no loss to those for whom the offering is intended and the authorization of the CVM is obtained when required by the applicable legislation.

Section 51 – The Company or the shareholders responsible for undertaking the IPO provided for in this Chapter VII, in the Regulations of Novo Mercado or in the regulations issued by the CVM may ensure it is undertaken through the intermediary of any shareholder, third party and, as the case may be, by the Company. The Company or shareholder, as the case may be, are not exempt from the obligation to undertake the IPO until this is concluded, with due regard for the applicable rules.

Article 52 – Any shareholder or person who has subscribed and/or acquired the Company's shares in an amount equal to or exceeding 8% (eight per cent) of the Company's total equity and who wishes to make a new acquisition of the Company's shares via the stock exchange will be obligated, before each new acquisition to notify the Company in writing of their intention to acquire more Company shares at least 3 (three) business days in advance of the expected date set for making the new acquisition of shares, with due regard at all times for the terms of the prevailing legislation, the regulations of the CVM and the regulations of B3 applicable.



18.3 – Description of any exceptions or suspensive clauses related to equity or political rights set forth in the Bylaws

Brazilian Corporate Law grants the meeting of shareholder right to suspend the exercise of rights by shareholders who fail to comply with obligations imposed by law or by the Company's Bylaws, such suspension ceasing immediately after that obligation has been fulfilled.

There are no statutory suspensive clauses involving equity or political rights.



18.4 – Trading volume and highest and lowest price quotes for securities trading

Fiscal Year 12/31/2019										
Quarter	Security	Type	Class	Market	Administrative Entity	Financial Volume Traded (Reais)	Highest price quote (Reais)	Lowest price quote (Reais)	Price quote factor	Average price quote (Reais)
03/31/2019	Shares	Common		Stock Change	B3 S.A. – Brasil, Bolsa, Balcão	2,208,652,156	39.40	28.27	R\$ per Unit	34.14
06/31/2019	Shares	Common		Stock Change	B3 S.A. – Brasil, Bolsa, Balcão	3,114,712,160	45.28	38.50	R\$ per Unit	41.72
09/31/2019	Shares	Common		Stock Change	B3 S.A. – Brasil, Bolsa, Balcão	5,040,235,370	58.00	43.70	R\$ per Unit	51.67
12/31/2019	Shares	Common		Stock Change	B3 S.A. – Brasil, Bolsa, Balcão	6,272,515,020	68.70	56.21	R\$ per Unit	62.39
Fiscal Year 12/31/2018										
Quarter	Security	Type	Class	Market	Administrative Entity	Financial Volume Traded (Reais)	Highest price quote (Reais)	Lowest price quote (Reais)	Price quote factor	Average price quote (Reais)
03/31/2018	Shares	Common		Stock Change	B3 S.A. – Brasil, Bolsa, Balcão	779,167,786	33.65	28.75	R\$ per Unit	30.75
06/30/2018	Shares	Common		Stock Change	B3 S.A. – Brasil, Bolsa, Balcão	858,553,101	32.06	26.50	R\$ per Unit	29.23
09/30/2018	Shares	Common		Stock Change	B3 S.A. – Brasil, Bolsa, Balcão	709,732,443	31.14	23.80	R\$ per Unit	27.30
12/31/2018	Shares	Common		Stock Change	B3 S.A. – Brasil, Bolsa, Balcão	879,869,170	29.84	23.75	R\$ per Unit	26.54
Fiscal Year 12/31/2017										
Quarter	Security	Type	Class	Market	Administrative Entity	Financial Volume Traded (Reais)	Highest price quote (Reais)	Lowest price quote (Reais)	Price quote factor	Average price quote (Reais)
03/31/2017	Shares	Common		Stock Change	B3 S.A. – Brasil, Bolsa, Balcão	762,716,038	28.63	23.59	R\$ per Unit	26.29
06/30/2017	Shares	Common		Stock Change	B3 S.A. – Brasil, Bolsa, Balcão	706,247,636	31.68	27.50	R\$ per Unit	29.37
09/30/2017	Shares	Common		Stock Change	B3 S.A. – Brasil, Bolsa, Balcão	560,837,243	32.30	28.73	R\$ per Unit	30.87
12/31/2017	Shares	Common		Stock Change	B3 S.A. – Brasil, Bolsa, Balcão	916,579,836	34.65	29.56	R\$ per Unit	31.68



18.5 – Other securities issued in Brazil

Security type	Debentures
Security details	1 st Issue of Simple Debentures - TOTVS
Date of issue	09/15/2017
Expiration date	09/15/2020
Quantity (units)	200,000
Individuals (units)	0
Organizations (units)	0
Institutional Investors (units)	1
Global par value (R\$)	200,000,000.00
Outstanding debt balance	202,973,000.00 on December 31, 2019
Restrictions to be outstanding	Yes
Details of restrictions	The offer of debentures was exclusively to qualified investors, as defined per Article 9-B of CVM Instruction n° 539, of November 13, 2013, as amended, and after 90 days from the date of each subscription or acquisition by professional investors, pursuant to articles 13 and 15 of CVM Instruction 476.
Convertibility	No
Possibility of redemption	Yes
Redemption and calculation of its amount	TOTVS may, at its sole discretion and at any time, make an offer for early redemption of the debentures for subsequent cancellation, addressed to all debenture holders without distinction, ensuring equal conditions to all debenture holders, to accept or not the early redemption of the Debentures held by them, in accordance with the terms and conditions.
Conditions for changing the rights guaranteed by such securities	Not applicable.
Other relevant characteristics	<p>Optional Purchase: The Company may, at any time and at its sole discretion, purchase the debentures, in compliance with Article 55, Paragraph 3 of Brazilian Corporate Law and the restrictions on trading set forth in CVM Instruction 476. Any debentures purchased by the Company may be canceled, once again placed in the market or held in the Company's treasury, which must be disclosed in the management report and the financial statements of the Company.</p> <p>Other characteristics of debentures, issue and offer: Other characteristics of conditions of debentures, issue and offer will be those specified in the Issue Indenture, in the Board of Director Meeting and the other documents.</p>

Note: According to the Notice to the Market ("Early redemption of simple debentures non-convertible into shares") released on August 5, 2020, the debentures were redeemed in advance.



Security type	Debentures
Security details	2 nd Issue of Simple Debentures - TOTVS
Date of issue	04/22/2020
Expiration date	04/22/2021
Quantity (units)	200,000
Individuals (units)	0
Organizations (units)	0
Institutional Investors (units)	2
Global par value (R\$)	200,000,000.00
Outstanding debt balance	0,00
Restrictions to be outstanding	Yes
Details of restrictions	These debentures may only be traded between qualified investors, as set forth in section 9-B of CVM Instruction No. 539 of November 13, 2013, as amended ("CVM Instruction 539", and "Qualified Investors") and after 90 (ninety) days from the date of each subscription or acquisition is performed by Professional Investors (as provided for below), pursuant to articles 13 and 15 of CVM Instruction 476, except in the event of a firm underwriting commitment to place such Debentures by the Coordinators at the time of subscription, pursuant to article 13, section II of CVM Instruction 476, and after the Issuer have complied with the requirements of article 17 of CVM Instruction 476, provided, however, that the debentures negotiation shall always observe the applicable legal and regulatory provisions. Without prejudice to the provisions set forth herein, the provisions of article 13 of CVM Instruction 476 are, on this date, suspended due to CVM Resolution No. 849 of March 31, 2020 ("CVM Resolution 849"), when, whether alternatively or cumulatively, (a) the acquirer is a professional investor; and (b) the security in question is issued by a company registered with the CVM.
Convertibility	No
Possibility of redemption	Yes
Redemption and calculation of its amount	TOTVS may, at its sole discretion, at any time, make an early redemption offer for all Debentures, addressed to all Debenture Holders, without distinction, one or more times, ensuring all Debenture Holders equal conditions whether to accept or not the redemption of the Debentures that they hold ("Early Redemption Offer"), according to the terms and conditions previously provided for
Conditions for changing the rights guaranteed by such securities	Not applicable.
Other relevant characteristics	Optional Early Redemption: the Issuer may redeem all Debentures in advance, at its sole discretion, at any time, as of July 22, 2020, including upon payment of the Debentures' Face Value per Unit, plus Remuneration, calculated <i>pro rata temporis</i> (i.e., calculated based on the time already elapsed) from the Date of First Payment to the date of its actual payment ("Debt Balance"), plus a flat redemption premium levied on the Debt Balance corresponding to 0.10% (ten hundredths percent) ("Optional Early Redemption"). Note: According to the Notice to the Market ("Early redemption of simple debentures non-convertible into shares") released on August 5, 2020, the debentures were redeemed in advance.

18.5.a - Number of Holders of Securities

Security	Individuals	Legal Entities	Institutional Investors
Debentures	0	0	3



18.6 - Brazilian Markets where securities are admitted for trading

The Company's securities are admitted for trading in Brazil. The Company's shares are specifically traded on B3 (Bolsa, Brasil, Balcão) Stock Exchange, under ticker "TOTS3", in the category of the highest level of corporate governance, called *Novo Mercado*.

The debentures issued by the Company are traded on B3 and CETIP under the trading codes TOTS11 and TOTS12.

18.7 – Information on class and type of securities admitted for trading in foreign markets

Justification for not filling out the box:

There are no securities admitted for trading on foreign markets.

18.8 – Securities issued abroad

Justification for not filling out the box:

There are no securities issued abroad.



18.9 – Public distribution offerings

1st Debenture Issue

On September 15, 2017, the Company issued 200,000 simple non-convertible debentures in a single series under the firm guarantee of placement regime, with a nominal face value of R\$1,000, making a total amount of R\$200 million, with final maturity on September 15, 2020. As from the Date of issuance, the debentures will be entitled to remuneration equivalent to 105% of the CDI rate.

For further information on the debenture issue see section 18.5 of this reference form.

2nd Issue of Debentures

On April 22, 2020, the Company issued 200,000 simple debentures, not convertible into shares, in a single series, under a firm underwriting commitment, with a face value per unit of R\$ 1,000, in the total amount of R\$ 200 million, and final maturity on April 22, 2021. As of the Date of Issue, the Debentures will be entitled to a remuneration equivalent to 100% of the CDI rate, plus a spread equal to 2.65% (two integers and sixty-five hundredths percent). For more information on the issue of debentures, please see section 18.5 of this Reference Form.

Offering of Restricted Shares

At a meeting of the Company's Board of Directors held on May 9, 2019, a public offering was approved for primary distribution with restricted placement efforts of common, registered, book-entry shares, with no par value, free and clear from any liens or encumbrances, issued by the Company.

The meeting of the Company's Board of Directors held on May 22, 2019 approved that the price per share was determined in the amount of R\$39.50 ("Price per Share"), totaling the total amount of R\$1,066,500,000.

It was determined that, out of the Price per Share of R\$39.50: (i) R\$12.64 would be allotted to the capital stock, totaling the amount of R\$341,280,000; and (ii) the remaining balance of R\$26.86 per share would be allotted to create a capital reserve, pursuant to the provisions of article 182, paragraph 1, subparagraph "a", of the Brazilian Corporations Act, totaling the amount of R\$725,220,000.

As a result of the capital increase, within the scope of such Offering, through the issue of 27,000,000 new common, registered, book-entry shares issued by the Company, with no par value, free and clear from any liens or encumbrances (the "Shares"), which includes the Additional Shares (as defined hereinbelow), the capital stock increased from R\$1,041,228,564.43, divided into 165,637,727 common shares, all of them registered, book-entry share with no par value, to R\$1,382,508,564.43, divided into 192,637,727 common shares, all of them registered, book-entry shares with no par value.

Offering

The Offering is taking place in the Federative Republic of Brazil ("Brazil"), on the non-organized over-the-counter market pursuant to Law 6.385 of December 7, 1976, as amended ("The Securities Market Law"), CVM Instruction 476, the currently prevailing ANBIMA Code of Regulations and Best Practices for Public Offerings of Distribution and Acquisition of Securities, ("ANBIMA Code") and other applicable legal provisions, including the Listing Regulations of the Novo Mercado segment of B3 S.A. – Brasil, Bolsa, Balcão ("B3") and ("Regulations of Novo Mercado", and Official Circular 087/2014 DP, issued by the B3 on November 28, 2014, ("Official Circular B3 087/2014 DP") under the coordination of Banco BTG Pactual S.A. ("Lead Underwriter"), Banco Morgan Stanley S.A. ("Morgan Stanley"), Banco J.P. Morgan S.A. ("J.P. Morgan", and, together with the Lead Underwriter and



Morgan Stanley, "Underwriters"), pursuant to the Offering distribution agreement entered into between the Company and the Underwriters ("Distribution Agreement ") ("Offering").

Simultaneously, within the scope of the Offering, efforts were made to place the Shares overseas by BTG Pactual US Capital LLC, Morgan Stanley & Co. LLC and J.P. Morgan Securities LLC ("International Placement Agents"), under the terms of the "Placement Facilitation Agreement" between the Company and the International Placement Agents ("International Placement Agreement") for Foreign Investors (as defined in the Material Fact of the Offering).

No partial distribution was approved or took place within the scope of the Offering.

Additional Shares

To the number of Shares initially offered, at the Company's discretion, in mutual agreement with the Underwriters, 7,000,000 of the Company's common shares were added on the same conditions and at the same price as the Shares initially offered ("Additional Shares "). The Additional Shares will be the subject of a firm guarantee of settlement by the Underwriters.

Exclusion of the Preemptive Right and Grant of Priority Right

Within the scope of the Offering, the shares (including the Additional Shares) will be issued by us with the exclusion of the preemptive rights of our current shareholders, pursuant to article 172, sub-section I of Brazilian Corporate Law, and article 9 of our bylaws, and said issuance will only take place within the authorized capital limit provided for in our bylaws.

Pursuant to article 9-A of CVM Instruction 476, to ensure the participation of the Company's current shareholders in the Offering, priority was granted to holders of our Company's common shares (a) at the close of May 9, 2019, after closure of the market ("First Cut-Off Date"), according to the custody position (i) and the Central Asset Depository of B3 ("Central Depository"), and (ii) at Itaú Corretora de Valores S.A., the institution responsible for the bookkeeping of the Company's shares ("Bookkeeping Institution ") ("Shareholders"); and (b) at the close of May 17, 2019, after closure of the market ("Second Cut-Off Date"), according to the custody positions (i) at the Central Depository; and (ii) at the Bookkeeping Institution, with due regard for the Proportional Subscription Limit and provided they remain holders of our Company's common shares on the Second Cut-Off Date for subscribing up to the total shares (bearing in mind the Additional Shares) to be placed through the Offering, in proportion to their respective holdings in the Company's capital stock on the Second Cut-Off Date, in accordance with the terms and procedure provided for in the Material Fact of the Offering ("Priority Offering").

Price per Share

The Price per Share was fixed after concluding the procedure for collecting investment intentions undertaken exclusively with Institutional Investors, in Brazil, by the Underwriters, and abroad by the International Placement Agents, using as a parameter: (i) the price of the Company's common shares on B3; and (ii) the indications of interest on account of the quality and quantity of the demand (by volume and price) for the Shares collated from Institutional Investors ("Bookbuilding Procedure"), and approved by the Company's Board of Directors.

The Price per Share is not indicative of the prices that will prevail in the market following conclusion of the Offering.

Pursuant to article 170, paragraph 1, sub-section III of Brazilian Corporate Law, the choice of criterion for determining the Price per Share is justified by the fact that the Price per Share was ascertained according to the Bookbuilding Procedure undertaken, which reflects the amount by which the Institutional Investors submitted their investment intentions within the context of the Offering and the quotation of the Company's common shares on B3, and, therefore, not causing any unjustified dilution of the Company's shareholders.



The Bookbuilding Procedure factored in the demands of the investors according to the distribution plan previously agreed between the Company and the Underwriters under the Distribution Agreement, and which were in accordance with the Company's objectives in undertaking the Offering.

The Shareholders who participated exclusively in the Priority Offering did not participate in the Bookbuilding Procedure and, therefore, did not participate in setting the Price per Share.

Within the scope of the Institutional Offering, there could have been, but was not accepted, participation by Institutional Investors under the terms of article 55 of CVM Instruction 400, dated December 29, 2003, as amended ("CVM Instruction 400"), and article 1, sub-section VI of CVM Instruction 505, dated September 27, 2011, as amended, Connected Persons, in the Price per Share fixing process through their participation in the Bookbuilding Procedure up to the maximum limit of 20% of the Shares initially offered (without considering the Additional Shares). As there was excess demand of one-third of the number of shares initially offered (without factoring in the Additional Shares), it was forbidden to place shares with institutional investors who are Connected Persons within the scope of the institutional offering, and the investment intentions by institutional investors who are Connected Persons were automatically cancelled.

The participation in the Bookbuilding procedure of institutional investors who are Connected Persons, could have had an adverse impact on the formation of the price per share, while investment in our shares by those related party institutional investors could trigger a reduction in the liquidity of our common shares on the secondary market.

The investments by those mentioned in article 48 of CVM Instruction 400 for hedging derivative transactions with, third parties, where the Company's shares are the benchmark (including total return swap transactions) are permitted under article 48 of CVM Instruction 400 and investments undertaken by Connected Persons will not be considered, provided those third parties

(i) are not Connected Persons, and (ii) that they qualify within the other exceptions provided for in article 48, sub-section II of CVM Instruction 400.

Pursuant to CVM Instruction 530, dated November 22, 2012, the subscription of Shares is prohibited in the case of investors who have shorted the Company's common shares on the date for fixing the Price per Share and in the five trading sessions that preceded it, and all Reservation Orders in the Priority Offering and the investment intentions of those investors are automatically canceled, and any amounts deposited are returned by the custody agent of by the Underwriters, as the case may be, with no interest, monetary restatement or reimbursement of costs incurred, and deducting, as the case may be, amounts referring to taxes levied within three business days from the date of disclosure of the cancellation. Short selling are those sales by investors not in possession of our Company's common shares or whose ownership is the result of a loan or other agreement with an equivalent effect. In addition, short selling and acquisition of our Company's common shares are considered transactions by one and the same investor in their own name or through any vehicle whose investment decision is subject to their influence. Investment funds whose investment decisions are taken by the same manager will not be considered a single investor for the purposes of the provisions in this paragraph, provided the transactions qualify within the investment policies of each fund. The prohibition provided for in this paragraph does not apply in the following cases: (i) transactions undertaken by legal entities engaged in the activities as market makers for our Company's common shares, as defined in specific regulations; and (ii) transactions subsequently covered by acquiring in the market the total number of our Company's common shares corresponding to the uncovered position by, at the most, two trading sessions prior to the fixing date of the Price per Share.

Institutional Offering

After complying with the Priority Right within the scope of the Priority Offering, the Shares (bearing in mind the remaining Additional Shares were allocated to the public through (i) professional investors, as per article 9-A of



CVM Instruction 539, dated November 13, 2013, as amended, resident and domiciled or with their principal place of business in Brazil and who, in addition, vouch in writing for their status as a professional investor under their own instrument ("Professional Investors"), limited to a maximum of 75 Professional Investors, and the subscription of Shares limited to a maximum of 50 Professional Investors in accordance with article 3 of CVM Instruction 476; and (iii) Foreign Investors (the Professional Investors and Foreign Investors, together, "Institutional Investors"), through the Underwriters and the International Placement Agents ("Institutional Offering").

We give below the following information referring to the Offering:

Costs of the Offering

The commissions and expenses of the Offering, including lawyers', consultants' and auditors' fees and advertising will be paid solely by us.

The table below shows the commissions and expenses of the Offering:

Costs	Total Cost (R\$)	% in Relation to the Total Amount of the Offering⁽¹⁾	Cost per Share (R\$)	% in Relation to the Price per Share⁽¹⁾
Commissions of the offering	<u>21,330,000.00</u>	<u>21,330,000.00</u>	<u>0.79</u>	<u>2.00%</u>
Underwriting Commission	3,199,500.00	3,199,500.00	0.12	0.30%
Placement Commission	9,598,500.00	9,598,500.00	0.36	0.90%
Firm Guarantee of Settlement Commission	3,199,500.00	3,199,500.00	0.12	0.30%
Incentive commission	5,332,500.00	5,332,500.00	0.20	0.50%
Expenses of the offering⁽²⁾	<u>7,795,791.45</u>	<u>7,795,791.45</u>	<u>0.29</u>	<u>0.73%</u>
Taxes and Other Withholdings	2,278,190.37	2,278,190.37	0.08	0.21%
Registration of the Offering by ANBIMA ⁽³⁾	43,011.95	43,011.95	0.00	0.00%
Cpsts of B3	436,989.13	436,989.13	0.02	0.04%
Lawyers and Consultants	2,087,600.00	2,087,600.00	0.08	0.20%
Independent Auditor	1,450,000.00	1,450,000.00	0.05	0.14%
Others ⁽⁴⁾	1,500,000.00	1,500,000.00	0.06	0.14%
Total Comissions and Expenses of the Offering	<u>29,125,791.45</u>	<u>29,125,791.45</u>	<u>1.08</u>	<u>2.73%</u>

⁽¹⁾ The amounts and percentages shown reflect adjustments from rounding and, therefore, the totals shown may not correspond to the arithmetical sum of the figures preceding them.

⁽²⁾ Estimated expenses.

⁽³⁾ The Offering will be registered with ANBIMA, in accordance with section 1, paragraph 3 of the ANBIMA Code.

⁽⁴⁾ Costs with advertising, roadshow presentations and others.

In addition to the compensation provided for above, nothing more will be contracted or paid to the Underwriters, directly or indirectly, on the strength of or arising from the Distribution Agreement.



18.10 – Use of proceeds of public offerings and any deviations

1st Issue of Debentures

a) the way how the proceeds from the offering were used

The proceeds from the 1st public debenture issue were fully used for working capital, investments within the scope of the issuer's business purpose and/or pre-payment of debts.

(b) whether there were or not any significant deviations between the effective usage of such funds and the proposed usage as disclosed in the prospectuses of the corresponding distribution

Not applicable, since the proceeds were used in accordance with the investment proposal.

(c) if there were any deviations, clarify the reasons for such deviations

Not applicable, since the proceeds were used in accordance with the investment proposal.

2nd Issue of Debentures

a) the way how the proceeds from the offering were used

The funds raised with the 2nd public issue of debentures will be fully used for scheduled settlement of R\$ 200.0 million corresponding to the 1st (first) issue of debentures by the Company, which will mature on September 15, 2020, and to get prepared to pay the amount of R\$ 455.2 million for the acquisition of shares corresponding to 88.8% of the capital stock of SUPPLIER PARTICIPAÇÕES S.A.

(b) whether there were or not any significant deviations between the effective usage of such funds and the proposed usage as disclosed in the prospectuses of the corresponding distribution

Not applicable, as the facts that will generate the use of such resources have not yet taken place in full.

(c) if there were any deviations, clarify the reasons for such deviations

Not applicable, as the facts that will generate the use of such resources have not yet taken place in full.

Offering of Restricted Shares

a) the way how the proceeds from this offering were used

Considering the Price per Share, the net proceeds from the Offer, after deducting commissions and expenses, total R\$ 1,037 million. For more detailed information on the fees and expenses of the Offer, please see the topic "Costs of the Offering" above.

We intend to invest all the net resources obtained through the Offering in potential acquisitions of companies that may contribute to the performance of our strategy of strengthening the core business and expanding into new markets, with any remaining net resources being used to reinforce the Company's capital stock.

Our pipeline of potential acquisition targets (with more than ten targets mapped) is constantly updated in view of the dynamics of the information technology market. Such targets are evaluated according to the fit with the Company's strategy, availability of the asset for trading, and estimated value in line with the levels practiced in the market, and on this date our estimated value per transaction is in the range of R\$ 25 million to R\$ 800 million. For more details on our acquisition strategies, please see section "7.1. Description of the Key Activities of the Issuer and its Subsidiaries" in this Reference Form.

As of this date, there is still no defined position about which companies will be acquired by the Company and how long such potential negotiations will take to be concluded.



The destination of resources from the Offer will be influenced by the future conditions of the markets in which the Company operates, as well as by the investment opportunities found by the Company, in addition to other factors that cannot be anticipated. While the abovementioned investments are not made, in the regular course of the Company's businesses, the funds raised in the Offering may be invested in financial investments that the Company's management believes to be within the scope of its investment policy, aiming at preserving the Company's capital and investments with a high-liquidity profile, such as public debt securities and fixed income financial investments contracted or issued by leading financial institutions, which may include the Coordinators.

The allocation of funds described above is based on analysis, estimates, and current perspectives on future events and trends. Changes in market conditions and the timing of allocating funds may compel the Company to review the allocation of the net proceeds from the Offering on the moment they will be actually used, with a view to the best interest of the Company. The use of the funds raised with the Offering depends on several factors that the Company cannot guarantee will come to fruition, among which, the behavior of the market in which the Company operates, the Company's ability to continue its regular activities and develop new projects.

If the proceeds from the Offering are not sufficient to fund the Destination of Funds as described above, the Company may seek additional funds, including through financial entities, by contracting loans or direct financing, making offering of securities and of other securities that represent debt in the local and international markets, or even through another public offering of shares issued by the Company. The way how such funds will be raised will be determined by the Company at the time of the corresponding fund raising, depending also on market conditions.

For information on the impact of net resources earned by the Company as a result of the Offering on the Company's equity position, please see the "Capitalization" section below.

18.11 – Public offerings for acquisitions

The Company has made no public offerings for acquisitions.



18.12 – Other material information

• Supplement to section 18.1 - capital reimbursement

Right of reimbursement prevails in the following cases:

Liquidation of the Company

If the Company is liquidated, the shareholders are entitled to receive the sums referring to capital reimbursement in proportion to their equity holdings, after payment of all the Company's obligations. Holders of common shares are entitled to participate in the Company's future capital increases, in proportion to their equity holdings, but they are not obligated to subscribe shares in these capital increases.

Right to Withdraw

Any of the Company's shareholders dissenting with certain resolutions at the meeting of shareholders may withdraw from it through reimbursement of the value of their shares based on the equity value.

According to Brazilian Corporate Law, the right to withdraw may be exercised if one of the following events, among others, occurs:

- Company spin-off (with due regard for the provisions below);
- Reduction in the Company's mandatory dividend;
- Change in the Company's business purpose;
- Merger or consolidation of the Company with another company; and
- Company's participation in a group of companies, as defined in Brazilian Corporate Law.

Brazilian Corporate Law also stipulates that a spin-off of the Company will result in the right to withdraw in cases where it causes:

- a change in the corporate purpose, except when the equity is spun off into a company whose core activity coincides with that arising from the Company's business purpose.
- The reduction in the Company's mandatory dividend; or
- Company's participation in a group of companies, as defined in the Brazilian Corporate Law.

In cases of a merger or consolidation of the Company or, moreover, its participation in a group of companies, the Company's shareholders will not have the right to withdraw where their shares (i) enjoy liquidity, that is, they are part of the BOVESPA general index or the index of any other stock exchange, as defined by CVM, and (ii) they have dispersal where the controlling shareholder, the company parent company or other companies under common control hold fewer than half the shares of the subject share type or class of the right to withdraw.

The right to withdraw must be exercised within 30 days from publication of the minutes of the shareholders' meeting that resolves on the subject matter resulting in that right. Furthermore, the Company is entitled to reconsider any resolution that has resulted in the right to withdraw in the 10 days following the expiry of the deadline for exercising that right, if it understands that payment of the reimburse price of the shares to dissentient shareholders would put its financial stability at risk.

Where right to withdraw is exercised, the shareholders will be entitled to receive the book value of their shares based on the latest balance sheet approved by the meeting of shareholders. If, however, the resolution that resulted in the right to withdraw has occurred more than 60 days after the date of the latest approved balance sheet, the shareholder may request the raising of a special balance sheet on a date no less than 60 days prior to the resolution, to have the value of their shares assessed. In this case, the Company must immediately pay 80% of the reimbursement amount calculated based on the latest balance sheet approved by its shareholders, and the remaining balance within 120 days from the date of resolution by the meeting of shareholders.



- **Supplement to section 18.1 - conditions for amending the rights assured by those securities**

Right to dividends: Since the Company participates in the Novo Mercado segment and, therefore, only has one type of share (common), the only way to alter the mandatory minimum dividend mentioned in section 18.1(a) is by amending the Company's statutes, by convening an Extraordinary Shareholders' Meeting pursuant to article 135 of Brazilian Corporate Law. The quorum for approving subject matters appreciated at Extraordinary Shareholders' Meetings will be defined in the manner of article 136 of Brazilian Corporate Law, with approval required from shareholders representing at least half of the shares. It is important to mention that the reduction in the mandatory dividend is a situation that could trigger the exercise of the right to withdraw by the dissentient shareholder, as stated in article 137 of Brazilian Corporate Law.

Voting rights: Each share entitles its holder to a vote at all resolutions in meetings of shareholders. According to the Regulations of Novo Mercado, the Company may not issue shares with no voting rights or with restricted voting rights.

Right to reimbursement: According to Brazilian Corporate Law, shares can be redeemed if the Company's shareholders so determine in an extraordinary shareholders' meeting, and this must be approved by shareholders representing at least half of the shares affected.

- **Supplement to section 18.1 – right to participation in public offerings for divestment of control**

In case of direct or indirect divestment, against payment, of control of the Company, even if through successive transactions, this shall be contracted under a suspensive or resolutive condition that the part acquiring control undertakes to make a public offering for acquisition of the shares ("IPO") of the other shareholders, with due regard for the conditions and deadlines provided for in the prevailing legislation and in the Regulations of Novo Mercado, to assure them of equal treatment to the party divesting the control; (iv) in the case of acquisition of the Company's shares in an amount equal to or exceeding 20% of its capital stock, by any shareholder, right of divestment of their shares for a price no less than the greater of: (a) 125% of the highest quotation attained by the Company's shares during the 120-month period preceding the IPO on any stock exchange where the Company's shares are traded; (b) 125% of the highest price paid by the Acquiring Shareholder, at any time for a share or batch of the Company's shares; (c) the economic value ascertained in a valuation report in the manner of the Bylaws. Furthermore, a review may be requested of the IPO price by shareholders representing at least 10% of the capital stock, pursuant to the Company's Bylaws. These obligations do not apply to shareholders who on the date of publication of the Announcement of Commencement are already holders of 20% or more of the total shares of the Company and its successors, applying exclusively to investors who acquired shares and became shareholders of the Company after the effective date on which the Company joined and was listed on Novo Mercado. The 20% highlighted here applies where a person becomes a Company shareholder of more than 20% of its total shares arising from (1) legal succession, on the condition that the shareholder divests the surplus shares within 60 days from the material event; (2) the merger of another company into our Company, (3) the acquisition of the shares of another company by our Company; or (4) the subscription of our Company's shares under a single primary issuance approved at a general meeting of the Company's shareholders convened by its Board of Directors, and where the proposed capital increase has determined the fixing of the issuance price of the shares based on the economic value obtained from an economic and financial valuation report of the Company carried out by a specialized company with proven experience in evaluating publicly-held companies. Lastly, the calculation of the 20% of the Company's total shares will not take into account either the involuntary increases in equity holdings resulting from the cancellation of treasury shares, or the reduction in the Company's capital stock from the cancellation of the shares; (v) if any investor acquires 20% or more of the Company's capital stock through the acquisition of shares within the scope of the Offering, the other shareholders will be entitled to sell their shares to that investor in a public offering for acquisition of shares to be undertaken according to the provisions of section (iv) above, with the proviso, however, that the Offering procedure will in no way limit an investor's ability to acquire shares that make them a holder of 20% or more of the Company's capital stock.



• **Supplement to section 18.9 and 18.10 – Offering of Restricted Shares**

Capitalization

The following table shows the Company's consolidated (current and non-current) loans and financing, debentures and obligations for acquisition of investments, its shareholders' equity and capitalization, indicating:

- the actual situation on March 31, 2019;
- the position adjusted to take into account the net proceeds from the Offering, of R\$1,037,374 thousand, based on the Price per Share, and after deducting commissions and expenses owed within the scope of the Offering; and,

For further information see sections "3. Selected Financial Data", "10. Management's Comments" and "18. Securities" of this reference form.

The information below referring to the "Actual" column was taken from the Company's consolidated quarterly information contained in the quarterly information form (ITR) referring to the quarter ended March 31, 2019. The investor should read the table below together with sections "3. Selected Financial Data" and "10. Management's Comments" of this reference form, as well as with our consolidated Quarterly Information.

	As of March 31, 2019	
	March 31, 2019	Adjusted for the Offering⁽²⁾
	<i>(in thousand of R\$)</i>	
Loans and financing, debentures and obligations for acquisition of investments (current)	314,345	314,345
Loans and financing, debentures and obligations for acquisition of investments (non-current)	420,349	420,349
Gross Debt⁽¹⁾	734,694	734,694
Total shareholders' equity	1,307,010	2,344,384
Total Capitalization⁽³⁾	2,041,704	3,079,078

(1) Gross debt corresponds to current and non-current loans, financing, debentures and obligations for acquisition of investments.

(2) Adjusted to take into account the net proceeds from the Offering, of R\$1,037,374 thousand, and after deducting commissions and expenses owed within the scope of the Offering, of R\$29,126 thousand.

(3) Total Capitalization is the sum total of gross debt and net equity on the date shown.

Except as described above, there have been no material changes in the Company's capitalization since March 31, 2019.

Dilution

Shareholders opting not to participate in the Offering or exercise their Priority Right by subscribing a lower number of shares than their Proportional Subscription Limit, as well as investors who participate in the Offering will see their investment immediately diluted.

As of March 31, 2019, our shareholders' equity was R\$1,307,010,000.00 and the equity value of our common share on the same date was R\$7.99. This equity value represents the total book value of our shareholders' equity, divided by the total number of common shares issued by us, on March 31, 2019, excluding treasury shares, which is the same on the date of the Material Fact of the Offering.



After considering the allocation of the Shares [, at the Price per Share and after deducting estimated commissions and expenses of the Offering, the Company's shareholders' equity as of March 31, 2019 would have been R\$2,344 million, representing a price of R\$12.30 for each of our common shares. This would have meant an immediate increase in our shareholders' equity per common share of R\$4.31 for existing shareholders, and an immediate dilution of our shareholders' equity per common share of 68.87% for new investors and shareholders subscribing shares within the scope of the Offering. This dilution represents the difference between the Price per Share and the book value per common share immediately after the Offering. For further information about distribution commissions and expenses of the Offering see "Cost of the Offering" above.

The following table shows the dilution per share, based on our shareholders' equity as of March 31, 2019 and bearing in mind the impacts of undertaking the Offering:

	After the Offering <i>(in R\$, except percentages)</i>
Price per Share	39.50
Equity value per share as of March 31, 2019 ⁽¹⁾	7.99
Equity value per share as of March 31, 2019 adjusted to reflect the Offering ⁽¹⁾	12.30
Increase in equity value per share on March 31, 2019 for current shareholders	4.31
Dilution of equity value per share for new investors ⁽²⁾	27.20
Percentage of immediate dilution resulting from the Offering⁽³⁾	68.87%

(1) Equity value per share, without considering treasury shares.

(2) For the purposes hereof, dilution represents the difference between the Price per Share payable by the investors and the net equity value per common share immediately after conclusion of the Offering.

(3) The percentage of dilution to new investors is obtained by dividing the dilution to new investors by the share price.

The share price payable by the investors within the context of the Offering bears no relation to the equity value of our shares, and will be set by using as a parameter the investment intentions manifested by institutional investors, bearing in mind the quality of the demand (by volume and price), within the scope of the bookbuilding procedure.

Stock Option Plans

Our Company current has two on-going share-based compensation plans: the second plan, approved at the extraordinary shareholders' meeting on November 29, 2012 ("Plan 2"), and the third plan, approved at an extraordinary shareholders' meeting on December 15, 2015 ("Plan 3", jointly with Plan 2, "Plans").

Plan 2

Within the scope of Plan 2, the managers and employees of the Company and its direct and indirect subsidiaries who are members of its Executive Committee, hold positions of Officers or Executive Managers or are employees of the Company and its Subsidiaries who, at the discretion of our Board of Directors, have stood out for the significant contribution to the Company's performance, or whose hiring or retention is of vital importance to the proper fulfillment of the Company's plans and strategies are eligible to participate in Plan 2.

Plan 2 is managed by our Board of Directors, who enjoy the private remit of deliberating on the issuance of the subject shares of Plan 2, and it is also incumbent on it to take all necessary and appropriate measures for interpreting, detailing and applying the general rules and guidelines of the plan.



The total number of shares intended for Plan 2 cannot exceed, the plan approval date, 2.5% of our capital stock within a period of four years (from the date of approval of Plan 2 by a meeting of our shareholders). On the date of the Material Fact of the Offering, the number of outstanding options represented 88,087. Each option will represent one of our common shares.

There currently outstanding options from the 12th, 13th and 14th grants under Plan 2.

	After the Offering
	<i>(in R\$, except for percentages)</i>
Number of shares from the 12 th grant.....	73,225
Exercise price of the options from the 12 th grant.....	35,60
Number of shares from the 13 th grant.....	1,686
Exercise price of the options from the 13 th grant.....	0,00
Number of shares from the 14 th grant.....	13,176
Exercise price of the options from the 14 th grant.....	35,60
Number of outstanding shares after the vesting period within the scope of Plan 2	88,087
Price per Share.....	39,50
Equity value per share as of March 31, 2019 ⁽¹⁾	7,99
Equity value per share as of March 31, 2019, adjusted for the Offering and the shares from Plan 2.....	12,31
Increase in equity value per share attributable to the shareholders, taking into account the Offering ⁽¹⁾⁽²⁾ and the shares from Plan 2	4,32
Dilution of the equity value per share for Institutional Investors and Shareholders acquiring Shares within the scope of the Offering ⁽²⁾	27,19
Percentage dilution for Institutional Investors and Shareholders who acquire Shares within the scope of the Offering ⁽³⁾	68,84%

(1) Equity value per share, without considering treasury shares.

(2) For the purposes hereof, dilution represents the difference between the Price per Share payable by the investors and the net equity value per common share immediately after conclusion of the Offering.

(3) The percentage of dilution to new investors is obtained by dividing the dilution to new investors by the share price.

Plan 3

Plan 3 involves restricted stock, thus treasury shares or those acquired by the Company for that purpose will be used, with due regard for the applicable regulations. Therefore, there is dilution institutional investors from the Offering or Shareholders in relation to Plan 3.

For more information about the Plans see section "13. Management compensation" of our reference form.

Premium for non-conversion of the Debentures of 2008

On August 19, 2008, the shareholders approved the raising of R\$200.0 million by issuing up to 100,000 (units), represented by securities certificates of deposits consisting of two series of debentures from the Company's first private issuance, non-detachable, namely one convertible debenture from the first series and one convertible debenture from the second series. The total amount of principal and interest was fully paid in 2016.

The premium for non-conversion of the debentures from the first series is adjusted by the IPC-A, plus 8.0% per annum, while in the second series, it is adjusted by the TJLP plus 5.0% per annum.



The non-conversion premium will be paid by August 19, 2019. The non-conversion premium may be paid in our common shares or in cash, at the sole discretion of the debenture holders, factoring in for that purpose the average weighted price by volume of our shares traded in the 30 trading sessions on B3 preceding the payment date.

The following shows the dilution arising from the Non-Conversion Premium, which may result in additional dilutions for current shareholders and new investors, as per the following table (sic):

	After the Offering (in R\$, except percentages)
Conversion premium price as of March 31, 2019	36.34
Balance of the non-conversion premium as of March 31, 2019	75,891,000
Number of Shares after the Offering, excluding treasury shares	190,652,376
Number of Shares to be issued arising from the conversion of the entire non-conversion premium	2,088,360
Price per Share	39.50
Equity value per share as of March 31, 2019 ⁽¹⁾	7.99
Equity value per share as of March 31, 2019, adjusted for the Offering and bearing in mind conversion of the entire non-conversion premium	12.56
Increase in equity value per share attributable to the current shareholders, taking into account the Offering and the conversion of the entire non-conversion premium	4.57
Increase in the equity value per share for new investors and shareholders subscribing shares within the scope of the Offering ⁽²⁾	26.94
Percentage dilution for new investors and Shareholders subscribing Shares within the scope of the Offering⁽³⁾	68.21%

(1) Equity value per share, without considering treasury shares.

(2) For the purposes hereof, dilution represents the difference between the Price per Share payable by the investors and the net equity value per common share immediately after conclusion of the Offering.

(3) The percentage of dilution to new investors is obtained by dividing the dilution to new investors by the share price.

For further information about the non-conversion premium of the debentures of 2008 see section "10.1(f)" of this reference form.

History of the Share Issue Price

Over the last five years, we have had the following capital increases:

Date	Nature of the transaction	Number of Shares	Price per share
			<i>(R\$)</i>
09/03/2015	Merger	2,170,656	R\$38.00

For further information about our Company's capital increases see section "17.2. Capital Increases" of this reference form.



For further information about the Offering, see the Material Fact of the Offering published on the websites of the CVM, B3 and our IR site.

(b) whether there were any significant deviations between the actual allocation of the proceeds and the proposed allocations disclosed in the prospectuses of the respective distribution

Not applicable, since the proceeds were used in accordance with the investment proposal.

(c) in the event of any deviations, the reasons for those deviations

Not applicable, since the proceeds were used in accordance with the investment proposal.



19.1 - Information on the issuer's share buy-back plans

Share Buy Back Program	
Date of resolution	March 6, 2020
Buy-back period (Start)	March 9, 2020
Buy-back period (End)	August 3, 2020
Reserves and earnings available (<i>Reais</i>)	875,978,627.78
Type	Common
Class	
Amount expected (Units)	9,000,000
% rel. free float	1.854360
Qty. acquired approved (Units)	5,100,900
PMP	18.56
Price quote factor	R\$ per unit
% acquired	56.676666
Other charac.	<p>Purpose: Company's acquisition of shares to face the Incentive and Retention Plan based on Company Shares, as approved at the Extraordinary General Meeting held on December 15, 2015 and amended at the Extraordinary General Meeting held on April 5, 2018, which may also held in treasury, canceled, and/or subsequently sold. Financial institutions that will act as intermediaries: BTG Pactual Corretora de Valores S.A. (BTG Pactual CTVM S.A.), with Brazilian Tax Id. (CNPJ) number 43.815.158/0001-22, headquartered in the city and State of Sao Paulo, Brazil, at Avenida Brigadeiro Faria Lima, 3477, 14th floor (part), Zip code (CEP) 04538-133, and ITAÚ Corretora de Valores SA, with Brazilian Tax Id. (CNPJ) number 61.194.353/0001-64, headquartered in the city and State of Sao Paulo, Brazil, at Avenida Brigadeiro Faria Lima, 3500, 3rd floor, Zip code (CEP) 04538-132.</p> <p>Note: It was approved at the Board of Directors Meeting held on August 3rd, 2020, the end of the Company's Share Buyback Program, as approved at the Board of Directors Meeting and announced in the Material Fact dated March 6, 2020 ("Share Buyback Program").</p>



19.2 - Variation in securities held in treasury

Fiscal year 12/31/2019

Shares

Type of Share		
Common		
Variation	Volume (Units)	Weighted average acquisition/divestment price (Reais)
Opening Volume	2,186,091	
Volume acquired	0	
Volume divested	233,972	33.72
Volume cancelled	0	
Closing volume	1,952,119	
Ratio of securities in free float	1.013363%	

Fiscal year 12/31/2018

Shares

Type of Share		
Common		
Variation	Volume (Units)	Weighted average acquisition/divestment price (Reais)
Opening Volume	2,231,967	
Volume acquired	0	
Volume divested	45,876	27.84
Volume cancelled	0	
Closing volume	2,186,091	
Ratio of securities in free float	1.319803%	



Fiscal year 12/31/2017

Shares

Type of Share		
Common		
Variation	Volume (Units)	Weighted average acquisition/divestment price (<i>Reais</i>)
Opening Volume	2,292,775	
Volume acquired	0	
Volume divested	60,808	30.10
Volume cancelled	0	
Closing volume	2,231,967	
Ratio of securities in free float	1.347499%	



19.3 – Other material information – buy-backs/treasury

The company has not used financial instruments for purposes other than hedging involving the evolution of the share prices, including with regard to transactions associated with instruments such as “Total Equity Return Swaps”, or similar transactions.



20.1 – Information on the securities trading policy

Approval date	11/08/2019
Body responsible for the approval	Board of Directors
Position and/or function	Applies to the TOTVS Group (Headquarters, Own Units, Subsidiary Branches and Companies) and must be observed by its controlling shareholders, directors, members of the board of directors and Audit Committee, and members of any other bodies with technical or advisory functions created for statutory requirements and by the Company's Subsidiaries and Associated Companies, and by whomever, by virtue of their role, function or position in the Parent, Subsidiary or Associate Company, has or may have access to Material Information. Other persons expressly appointed by the Investor Relations Officer, at his or her sole discretion, including employees and other shareholders of the Company and/or of its Subsidiaries or Associated Companies who have or may have access to Material Information, will also be subject to the provisions of this Trading Policy.
Principal features and locations of consultation	The purpose of Trading Policy is to guide and establish the rules for trading securities issued by TOTVS S.A. ("Company") and derivatives referenced therein, to be observed by Affiliate Parties, pursuant to current legislation and the regulations of the Brazilian Securities and Exchange Commission, in particular CVM Instruction No. 358/2002 ("CVM Instruction No. 358/2002"), and in compliance with provisions of the Novo Mercado Listing Regulations and of the Company's Bylaws, Code of Conduct and Disclosure Policy. It is available (i) on the Company's Investor Relations website (http://ri.totvs.com.br); and (ii) on the CVM website (www.cmv.gov.br).
Lock-up periods and description of the oversight procedures	<p>Pursuant to CVM Instruction No. 358/2002 and this Trading Policy, the direct or indirect trading of Securities by Affiliate Parties and Related Persons is prohibited in the following cases:</p> <ul style="list-style-type: none"> (i) prior to market disclosure (to its knowledge) of the Company's Material Information; (ii) during periods in which the Investor Relations Officer communicates the decision to restrict trading (the IRO is not obligated to justify said restriction). Even if such communication does not occur, the Affiliate Parties and Related Persons remain subject to the restrictions imposed by this Trading Policy if they are aware of Material Information not yet disclosed. In this case, the Investor Relations Officer's decision shall be kept confidential by the Affiliate Parties; (iii) whenever the acquisition or sale of TOTVS-issued shares by the Company itself, its Subsidiaries, Associated Companies or other company under common control is in progress, or if a mandate has been granted for such purpose; (iv) whenever any major corporate acquisition, total or partial split, merger, transformation or reorganization is planned; (v) in the context of a public offer for the distribution of Securities, within the limits of article 48 of CVM Instruction No. 400/2003, until publication of the distribution closure announcement, with Securities issued by the Company; and (vi) within 15 calendar days prior to the disclosure and/or publication, as the case may be, of the Company's quarterly statements (ITR) or standard annual financial statements (DFP). Such restriction will no longer apply upon disclosure and/or publication of said statements.



In addition to these conditions, the direct or indirect trading of Securities by directors and Related Persons that leave the Company's management prior to the public disclosure of trades or acts initiated during their management term that constitute Material Information is prohibited for a period of six months after their departure.

In the events provided for in items (i) and (iv) above, the trading ban will continue even after the disclosure of Material Information if the Company deems it to interfere with the trading conditions of Securities, resulting in loss to the Company itself or to its shareholders; such additional restriction being informed by the Investor Relations Officer.

The prohibition referred to in item (iii) above applies to transactions with shares of the Company carried out by Affiliate Parties only on the dates on which the Company itself trades or informs the Accredited Brokers that it will trade in shares issued by the Company. To that end, Accredited Brokers are instructed by the Company's Investor Relations Officer not to record transactions on such dates.

The Company shall instruct Accredited Brokers not to register transactions within 15 (fifteen) days prior to the disclosure or publication of the periodic information or financial statements referred to in item (vii) above.

If any agreement or contract has been entered into for the transfer of the Company's share control, or if an option or mandate has been granted for the same purpose, and if any corporate acquisition, total or partial split, merger, transformation or reorganization is planned, as long as the transaction is not made public through the disclosure of a material fact, the Company's board of directors cannot deliberate on the acquisition or disposal of its own shares.

If, upon approval of a repurchase program, a fact arises that fits into any of the three scenarios above, the Company will immediately suspend operations with its own shares until the disclosure of the relevant Material Information.



20.2 – Other material information

The rules of the Trading Policy also apply in cases where trading by Connected Persons involves their own direct and/or indirect benefit by using, for example: (i) the Spouse; (ii) any Dependent; and (iv) companies controlled by the Directors and members of the Audit Committee and of Company bodies with technical or advisory functions.

The Investor Relations Officer may, at any time, request the Affiliate Parties' Securities trading history from the Accredited Brokers in order to investigate any violations of this Trading Policy.

Affiliate Parties shall ensure compliance and observation of the rules of this Trading Policy by anyone under their influence, including Subsidiaries, Associates, exclusive investment funds or director trading decisions which could be directly influenced by them, as well as by Related Persons.

The prohibitions foreseen in the items of the Trading Policy will not apply to Related Persons or to the Company in the following cases: (i) transactions with treasury shares, through private trading, linked to the exercise of the stock option, pursuant to the stock option plan approved by the Company's general meeting, or the granting of shares to directors, employees or service providers as part of remuneration previously approved at the general meeting; (ii) negotiations conducted by non-exclusive investment funds and whose decisions cannot be influenced by Affiliate Parties; or (iii) when securities transactions are carried out in accordance with Individual Investment Plans, provided that all the requirements described therein are met.

Notwithstanding any applicable sanctions under current law—to be applied by the competent authorities in the event of violation of the terms and procedures set forth in this Trading Policy—Affiliate Parties who fail to comply with any provision of this Trading Policy shall be required to reimburse the Company and/or other Affiliate Parties, fully and without limitation, for any losses that the Company and/or other Affiliate Parties may incur, and which arise, directly or indirectly, from such non-compliance. The Company may take any corrective and/or disciplinary action against the violators it so chooses.

The provisions of the Trading Policy do not preclude any liability arising from legal and regulatory requirements attributed to third parties not directly related to the Company, and who have knowledge of Material Information and may trade in Securities.



21.1 - Description of internal rules, regulation or procedures related to disclosure of information

The Company has a Policy on the Disclosure of Material Information and the Preservation of Confidentiality ("Disclosure Policy"), approved at the Meeting of the Board of Directors on December 18, 2019.

The purpose of the Disclosure Policy is to set out the rules that must be obeyed by the Investor Relations Officer and other Affiliated Persons regarding the disclosure of Material Information and the confidentiality of Material Information not disclosed by the Company to the public and the market in general.

For the purposes of the Disclosure Policy, the following terms apply:

- "Affiliated Persons": the Company, its Controlling Shareholders, Directors, and members of the Audit Committee and any entities with technical or advisory functions created by a statutory requirement, the Company's Subsidiaries and Associated Companies, and who, by virtue of their role, function or position in the Parent, Subsidiary or Associated Company, has or may have access to Material Acts or Facts. For the purposes of this Disclosure Policy, Affiliate Parties shall also be deemed to be other persons expressly appointed by the Investor Relations Officer, at his or her sole discretion, including employees, collaborators or other shareholders of the Company and/or of its Subsidiaries or Associates, who have or may have access to Material Acts or Facts.

The Company's Director of Investor Relations must analyze all concrete situations that occur throughout the Company's operations, always considering their materiality, sectorial specificity, concreteness or strategic relevance, in order to ascertain whether such situations constitute a Material Act or Fact.

In addition, the Company controls and manages identities to manage access to material information held on its management systems, document and content collaboration platforms and internal communities to prevent unrelated parties from accessing material information.

Affiliated Persons must keep confidential Material Information not yet disclosed to which they have access on account of the job or position they hold, until such Material Information is disclosed to the public, in addition to seeing to it that their subordinates and trusted third parties do the same.

Affiliated Persons must not discuss Material Information in public places. Likewise, Related Parties shall only deal with matters connected to the Material Information with those who need to know about such Material Information.

If any Affiliated Persons becomes aware that a Material Information that has not yet been released to the public has escaped the Company's control, or that a Material Fact or Act that has not yet been disclosed may have generated atypical fluctuation in the quotation, price or quantity of the Securities traded, such Related Party must immediately report such facts to the Company, directly to the Investor Relations Officer.

For further details about our Disclosure Policy see section 21.2 below.



21.2 - Description of internal rules, regulation or procedures related to disclosure of information relating to the maintenance of confidentiality about material undisclosed information

The Disclosure Policy establishes the set of rules regarding the disclosure of Material Information and the confidentiality of Material Information not disclosed by the Company to the public and the market in general. The Disclosure Policy was drafted in accordance with The Brazilian Securities and Exchange Commission – CVM Instruction No. 358/2002. Disclosure Policy training, followed by an appraisal (a score of 80% is required for approval) and digital signing of the Instrument of Adhesion to the Disclosure Policy, becoming Connected Persons for the purposes provided for herein.

The obligations set out in this Policy apply to the following: (i) Managers, controlling shareholders, members of the Board of Auditors, members of any entity with technical or advisory duties within the Company, established under corporate bylaws; (ii) employees and executives with access to the Company's material information; (iii) any person who, due to his/her position or standing in the Company, its controllers, subsidiaries and affiliates, has access to information related to any material act or fact regarding the Company; and (iv) Related Persons associated to those listed in items (i) to (iii).

The Company's Director of Investor Relations is responsible for the following attributions, in addition to those required by law or determined by the CVM, the Corporate Bylaws or the Board of Directors of the Company:

- (i) Disclose and communicate to the CVM and Stock Markets, immediately upon becoming aware of any act or fact occurred or related to the Company's business activities and that constitutes Material Information; and
- (ii) Ensure the comprehensive and immediate dissemination of such Material Information to the Stock Markets simultaneously, as well as investors in general;

The Director of Investor Relations must communicate Material Information to the CVM and Stock Markets immediately via written documents, detailing the respective acts and/or facts and also disclosing, when possible, related amounts and other clarifications.

Material Information must be disclosed to the public through (i) the world wide web page of the Valor Econômico news portal (www.valor.com.br/fatosrelevantes); (ii) the world wide web page of the Company (<http://ri.totvs.com.br>); (iii) the CVM's Periodical and Eventual Information system (IPE system); and (iv) the world wide web pages of the Stock Markets in which the Company's shares are traded.

Notwithstanding the disclosure of Material Information through the aforementioned communication channels, any Material Information may also be published in newspapers of wide circulation commonly used by the Company, containing a summarized description of the Material Information, provided that such disclosure includes an Internet address containing the complete description of such Material Information, at least identical to the text submitted to the CVM, Stock Markets and other entities, as applicable.

Whenever Material Information are disclosed through any means of communication, including disclosure to the press or during meetings of class entities, investors, analysts or selected audiences, either in Brazil or abroad, such Material Information shall be simultaneously disclosed to the CVM, the Stock Markets and investors in general.

Any Affiliated Person who comes into contact with acts or facts that may characterize Material Information shall immediately notify the Director of Investor Relations, in order to ensure the immediate disclosure of such Material Information, or directly to the CVM, if the Director of Investor Relations refrains from disclosing such information.



The Company's Director of Investor Relations must analyze all concrete situations that occur throughout the Company's operations, always considering their materiality, sectorial specificity, concreteness or strategic relevance, in order to ascertain whether such situations constitute a Material Act or Fact.

When possible, Material Information must be disclosed before the beginning or after the ending of Stock Market trading sessions – preferably after the end of business activities where the respective Securities are traded. If the Stock Markets are not operating simultaneously, Material Information may be disclosed based on the opening hours of the Stock Market where the Company is primarily listed.

Acts or facts that constitute Material Information may not be disclosed if such disclosure may compromise the rightful interest of the Company.

The Company may choose to submit to CVM the question about the disclosure of Relevant Information that may endanger the Company's legitimate interest.

Whenever a Material Information still not released to the public falls beyond the Company's control, or if there is any atypical fluctuation in quotes, prices or quantities of Securities traded, the Director of Investor Relations shall ensure such Material Information is disclosed immediately to the CVM, the Stock Markets and the market in general.



21.3 - Managers in charge of implementing, maintaining, evaluating and monitoring the information disclosure policy

All material information pertaining to this section was disclosed in the previous sections.



21.4 – Other material information

Acts or facts that constitute Material Information may not be disclosed if such disclosure may compromise the rightful interest of the Company.

The Company may choose to submit to CVM the question about the disclosure of Relevant Information that may endanger the Company's legitimate interest.