

### CYRELA LAUNCHES R\$2,326 MILLION AND SELLS R\$1,622 MILLION IN THE QUARTER

**São Paulo, July 13, 2022** - Cyrela Brazil Realty S.A. Empreendimentos e Participações (B3: CYRE3; OTCQPink: CYRBY), informs the preview of the operating results for the second quarter of 2022 (2Q22), versus the same period of 2021 (2Q21) and, as stated otherwise, versus the first quarter of 2022 (1Q22). The operating results presented are subject to review by auditors.

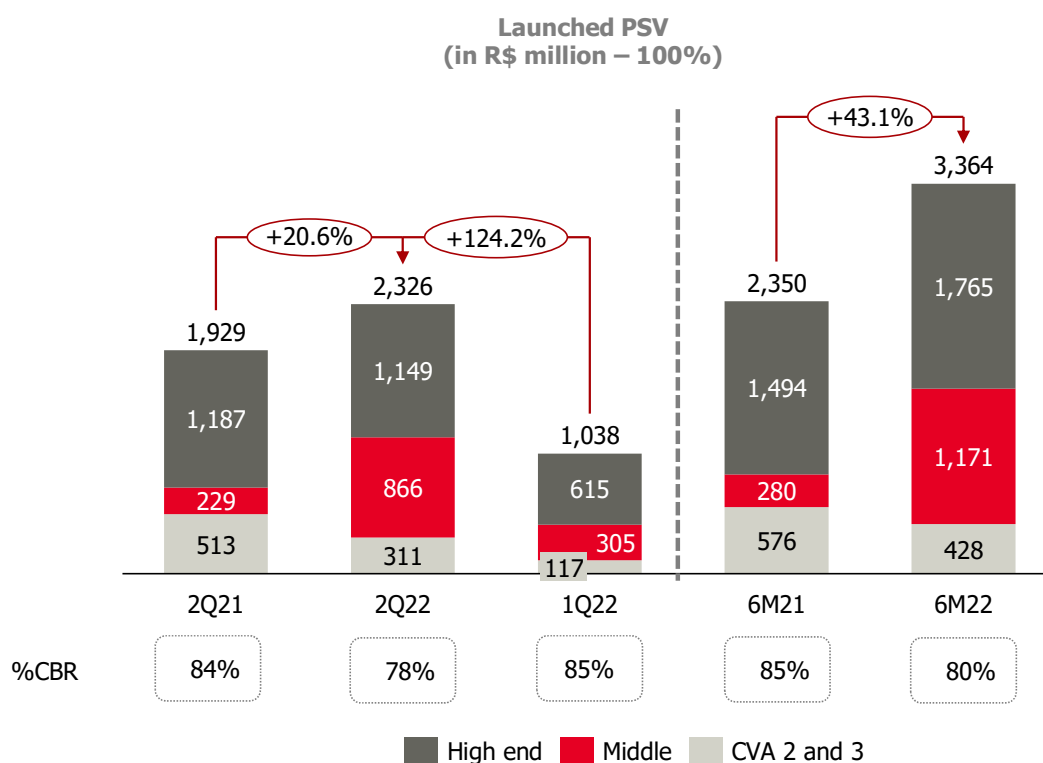
Operational Highlights	2Q22	2Q21	2Q22 x 2Q21	1Q22	2Q22 x 1Q22	6M22	6M21	6M22 x 6M21
<b>Launches <sup>(1)</sup></b>								
Number of Launches	13	19	-6	6	7	19	25	-6
Launched PSV - R\$ Million (100%)	2,326	1,929	20.6%	1,038	124.2%	3,364	2,350	43.1%
Cyrela's Share	78%	84%	-6.3 p.p.	85%	-7.9 p.p.	80%	85%	-5.0 p.p.
Swapped PSV - R\$ Million (100%)	162	122	33.2%	192	-15.6%	355	215	64.9%
Launched PSV ex-swaps - R\$ Million (%CBR)	1,673	1,517	10.3%	706	136.9%	2,379	1,809	31.5%
<b>Sales <sup>(2)</sup></b>								
Pre-Sales Contracts - R\$ Million (100%)	1,622	1,560	4.0%	1,312	23.6%	2,935	2,591	13.3%
Cyrela's Share	86%	86%	-0.5 p.p.	91%	-5.0 p.p.	88%	87%	1.0 p.p.
Pre-Sales ex-swaps - R\$ Million (%CBR)	1,262	1,248	1.1%	1,012	24.6%	2,274	2,068	10.0%

(1) Including swapped units

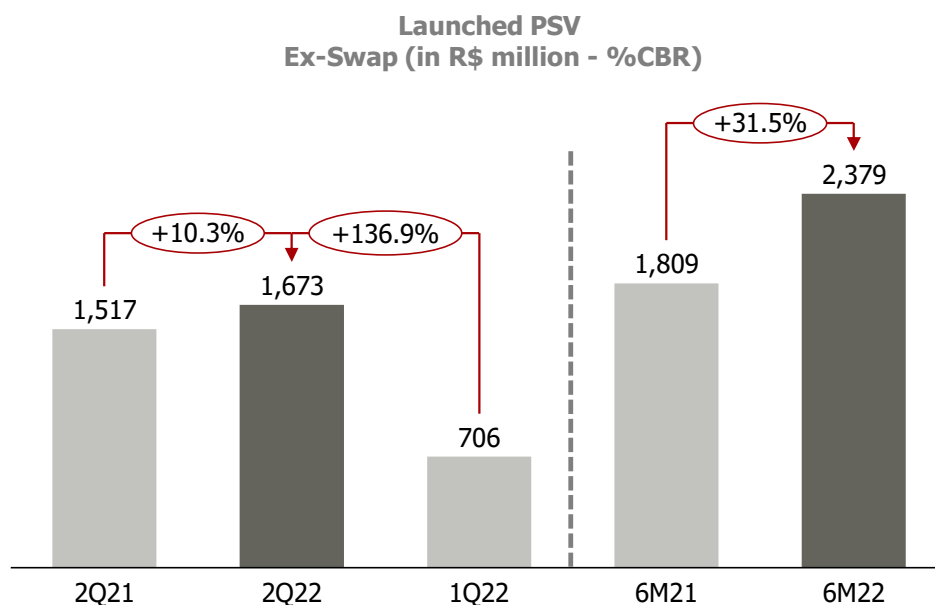
(2) Net of cancellations, including swaps

### LAUNCHES

Cyrela launched 13 projects in the quarter, reaching a volume of R\$2,326 million, 21% higher than the presented in 2Q21 (R\$1,929 million) and 124% up from 1Q22 (R\$1,038 million). Swaps accounted R\$162 million in the launches of the quarter vs. R\$122 million in 2Q21 and R\$192 million in 1Q22. Cyrela's stake in 2Q22 launches reached 78%, lower than the stake presented in 2Q21 (84%) and 1Q22 (85%). Of the total PSV launched in 1Q22, 94% will be recognized through full consolidation and 6% through the equity method. In 6M22, the PSV launched accounted for R\$3,364 million, 43% up from 6M21.

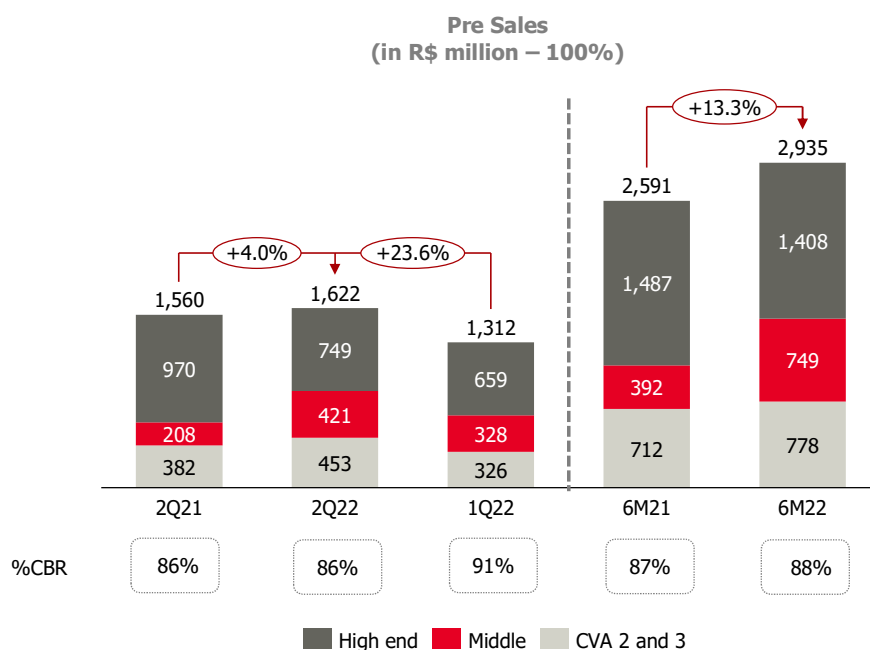


Excluding swaps and considering only the %CBR, the volume launched in the 2Q22 was R\$1,673 million, 10% higher than the launches of the same quarter of the previous year (R\$1,517 million in 2Q21) and 137% up from 1Q22 (R\$706 million). In 6M22, launches reached R\$2,379 million, vs. R\$1,809 million in 6M21.



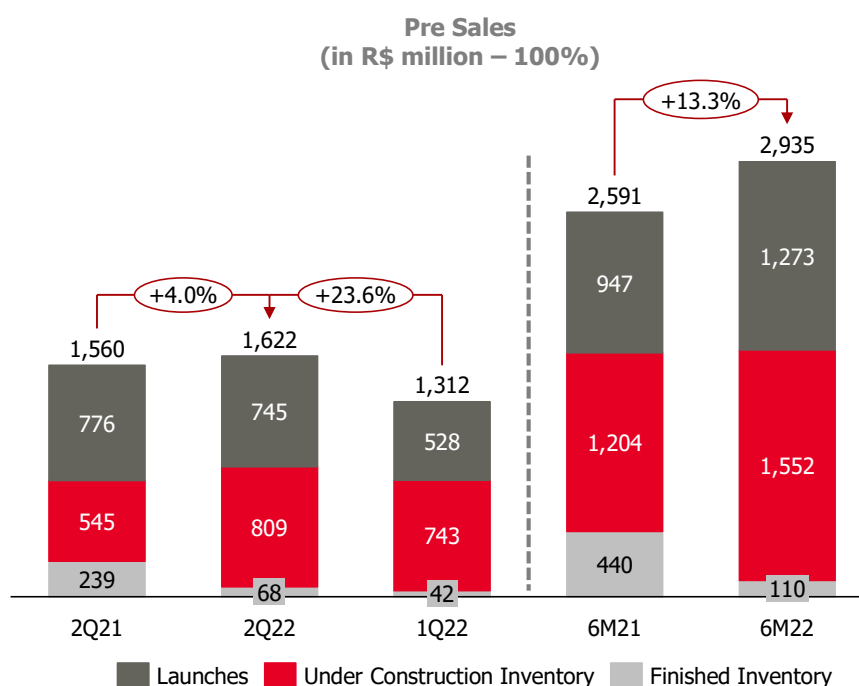
### PRE-SALES

Net pre-sales volume totaled R\$1,622 million in the quarter, 4% up from 2Q21 (R\$1,560 million) and 24% higher than the presented in 1Q22 (R\$1,312 million). Cyrela's stake in the volume sold in the quarter was 86%, in line with 86% presented in the same quarter of 2021 and lower than the 1Q22 (91%). Of the total sales of the quarter, 92% will be recognized through full consolidation and 8% through the equity method.

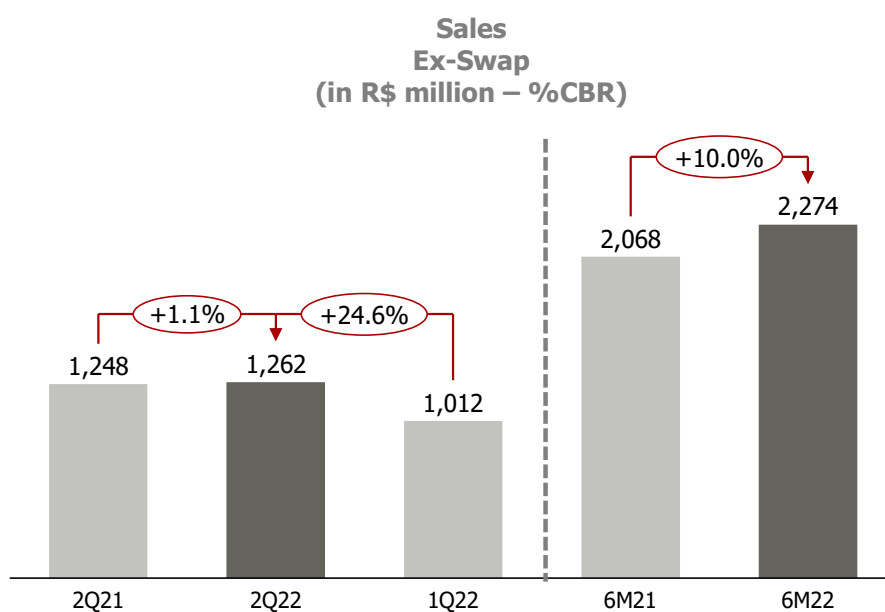


In 6M22, net pre-sales accounted for R\$2,935 million, 13% higher than the previous year. In the year, Cyrela's stake was 88% vs. 87% in 2021.

In the quarter, R\$68 million of total net pre-sales refer to finished inventory sales (4%), R\$809 million refer to under construction inventory sales (50%) and R\$745 million refer to sales of launches (46%). The speed of sales of projects launched in 1Q22 reached 32.0%.

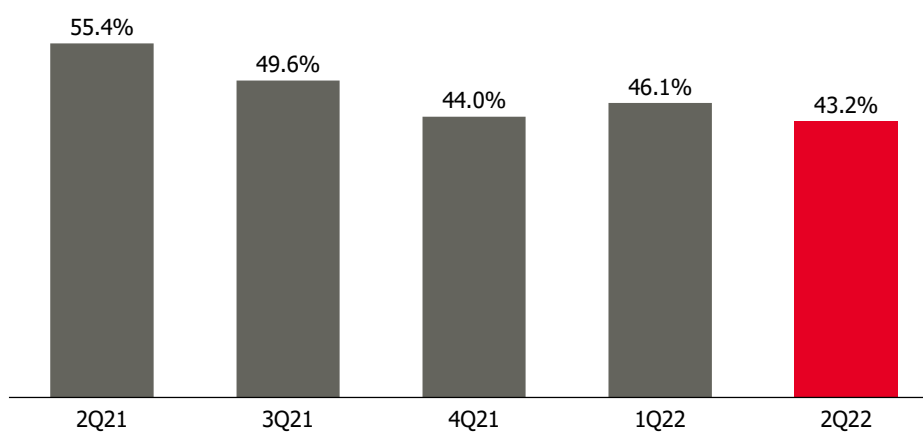


Excluding swaps and considering only %CBR, sales volume reached R\$1,262 million in 2Q22, 1% higher than the same period of 2021 (R\$1,248 million in 2Q21) and 25% up from 1Q22 (R\$1,012 million). In the year, sales reached R\$2,274 million, compared to R\$2,068 million in 2021.



### SALES SPEED

The performance reported resulted in a sales' speed LTM (Sales over Supply ratio) of 43.2%, lower than the sales' speed LTM presented in the same quarter of 2021 (55.4%) and from 1Q22 (46.1%).



**About Cyrela Brazil Realty:** Cyrela Brazil Realty S.A. Empreendimentos e Participações is one of the largest residential real estate developers in Brazil. Cyrela is listed on B3's Novo Mercado under the ticker CYRE3.

**For further information, please contact:**

**Investor Relations**

ri@cyrela.com.br | <http://ri.cyrela.com.br/en/>