GRUPO SUPERVIELLE

Corporate Presentation

2Q24

September 2024

IR-GrupoSupervielle@gruposupervielle.com.ar
Ciudad de Buenos Aires, Argentina

SUPV LISTED NYSE

BYMA Bolsas y Mercados Argentinos

Disclaimer

This presentation contains certain forward-looking statements that reflect the current views and/or expectations of Grupo Supervielle and its management with respect to its performance, business and future events. We use words such as "believe," "anticipate," "plan," "expect," "intend," "target," "estimate," "project," "predict," "forecast," "guideline," "seek," "future," "should" and other similar expressions to identify forward-looking statements, but they are not the only way we identify such statements. Such statements are subject to a number of risks, uncertainties and assumptions. We caution you that a number of important factors could cause actual results to differ materially from the plans, objectives, expectations, estimates and intentions expressed in this release. Actual results, performance or events may differ materially from those in such statements due to, without limitation, (i) changes in general economic, financial, business, political, legal, social or other conditions in Argentina or elsewhere in Latin America or changes in either developed or emerging markets, (ii) changes in regional, national and international business and economic conditions, including inflation, (iii) changes in interest rates and the cost of deposits, which may, among other things, affect margins, (iv) unanticipated increases in financing or other costs or the inability to obtain additional debt or equity financing on attractive terms, which may limit our ability to fund existing operations and to finance new activities, (v) changes in government regulation, including tax and banking regulations, (vi) changes in the policies of Argentine authorities, (vii) adverse legal or regulatory disputes or proceedings, (viii) competition in banking and financial services, (ix) changes in the financial condition, creditworthiness or solvency of the customers, debtors or counterparties of Grupo Supervielle, (x) increase in the allowances for loan losses, (xi) technological changes or an inability to implement new technologies, (xii) changes in consumer spending and saving habits, (xiii) the ability to implement our business strategy and (xiv) fluctuations in the exchange rate of the Peso. The matters discussed herein may also be affected by risks and uncertainties described from time to time in Grupo Supervielle's filings with the U.S. Securities and Exchange Commission (SEC) and Comision Nacional de Valores (CNV). Readers are cautioned not to place undue reliance on forward-looking statements, which speak only as the date of this document. Grupo Supervielle is under no obligation and expressly disclaims any intention or obligation to update or revise any forward-looking statements, whether as a result of new information, future events or otherwise.

Unless otherwise indicated, all financial information of our company included in this presentation is stated in terms of the measuring unit current at the end of the reporting period.

GRUPO SUPERVIELLE

Contents

SUPV Who we are

SUPV 2Q24 Results. SUPV Earnings Conference Call Presentation. August 15, 2024

ESG Commitment

Industry Outlook

Annex I: 2Q24 Supplementary Financial Information & Ratios

Annex II: Digital Transformation Agenda & KPIs Evolution

Annex III: 2Q24 Supplementary Industry Information

GRUPO SUPERVIELLE

SUPV Who we are

WHO WE ARE

We are a **CUSTOMER CENTRIC** *Financial services* platform with high growth potential once the economy rebounds

Strong BRANDING

SUPV LISTED NYSE

- Household name and the oldest private franchise in the country.
- The eighth largest Argentine private bank in terms of loans
- Grupo Supervielle listed in NYSE and BYMA since 2016

CULTURAL & DIGITAL Transformation

- Placing the customer at the center of all we do
- Advancing on the implementation of a deep cultural and digital transformation across our company
- Scaling the adoption of agile, product oriented, working methodologies
- Leveraging digital marketing and AI capabilities, as well as cloud services.

CUSTOMER SERVICE MODEL Evolution

- Accelerating our transformation initiatives across channels deepening our omnichannel model.
- Developing a modern technological architecture, evolving our bank branch model and adding API capabilities to connect to third parties and prepare for open banking.
- Improving the customer NPS and driving efficiency.

Building a service ECOSYSTEM

- Building our ecosystem integrating our service offerings and adding partnerships, enhancing CX.
- Driving synergies among our different verticals, increasing customer loyalty and pursuing cross selling initiatives.

STRONG track record & solid capital base

- In addition to organic growth, we have significantly increased our business through acquisitions expanding 20 times our loan market share since 2002.
- Strong liquidity and capital base support our growth initiatives.

Operating in a HEALTHY and UNDERPENETRATED FINANCIAL SYSTEM

- The Argentine market is one of the least penetrated financial systems in Latin America.
- Growth opportunities, as the country resumes growth.
- Well positioned and constantly evolving to capture these growth opportunities given our focus on a differentiated customer experience.

Looking ahead: A Healthy Banking Industry Poised For a New Growth Era

GRUPO SUPERVIELLE

Macro & Political Environment

- Regulatory relief, with punitive regulations on deposit interest rates lifted
- Reserves improving. +US$17 billion
- Inflation decelerating faster than expected 2024e: 122.9%
- Gov´t reached fiscal surplus of +0.4 % as of June 24
- Addressing Argentina commercial debt and unpaid dividends
- Sustained public support (above 50%)
- Government challenges:
  - Passing necessary reforms through Congress are crucial steps towards resuming sustainable growth
  - Lifting FX restrictions

Small & Transactional Financial System

- 4.9% loans to GDP (Mar24)
- 16.1% deposits to GDP (Mar24)
- Loans and deposits increasing below inflation
- Negative Real Interest Rates in 1H24 (rates increased in recent months in real terms)
- Punitive regulations started to be lifted mainly since March 2024 (floors on interest rates on deposits)

Low Indebtedness: Companies & Individuals

Healthy Asset Quality

- NPL private banks: 1.4% as of June 2024. Lowest level since 2016

High liquidity with Loans to Deposits at Historic Lows; High Solvency

- Loan to deposits at 50%, private banks
- Tier 1 ratio of 32% (private banks)

Argentina at the Forefront of the Payments Industry

- Accounts and wire transfers free of cost
- Advanced technology
  - Open banking
  - QR payments

Driving Profitable Growth: Disciplined Strategy Execution and Well-Prepared to Leverage a Macro Recovery

GRUPO SUPERVIELLE

VALUE CREATION

DIGITAL TRANSFORMATION ACCELERATED SINCE 2020

SUSTAINABLE FINANCIAL RESULTS

Business Consolidation

- Costs reduction:
  - Integration of IUDÚ to the Bank
  - Transfer of San Luis F.A. Business & serving private clients with more efficient model

Rightsizing Headcount and Consolidation of Bank branches

- 47 branches downsized (25%)
- 27% headcount reduction at Grupo Supervielle
  - Includes Bank: - 14%
- Downsized HQ

Driving Revenue Growth

- New customers
- Higher engagement
- Cross-selling
- Leveraging service ecosystem: PFM and insurance product
- IOL - brokerage business growth

Enhancing Productivity

- More loans per employee
- More customers per branch
- Focus on transactional funds
- Agile working methodologies
- New operating model
- Digital marketing / DDE / AI / APIs

- **Customer Centric & Product Oriented**
- **Leveraging on Technology Capabilities**

EXECUTED 2021 TO 2023

2023 AND BEYOND
Opportunity: Underpenetrated financial system
Supported by Normalized Macro and Regulation

BUILDING AN ECOSYSTEM FOCUSED ON OUR CUSTOMERS' EVERYDAY BANKING AND WELLNESS

GRUPO SUPERVIELLE

Connected with **third parties** through **APIsx**

PAYMENTS

MODO

Monthly active payers (MAPs): 2.3% Share, 65m Users, 5x YoY

QR Payments: 2.7% Share, 1.3 mm, 10x YoY

SUPERVIELLE

4.1 Play Store, 4.6 App Store

SIDOM PAY, avancargo

FINANCIAL SERVICES

Market share[2]

Bank: 11th Loans[2] 3.1%; 12th Priv sector Deposits[2] 2.8%

Customers: 1.4MM Bank

INSURANCE

123SEGURO, SUPERVIELLE SEGUROS, SUPERVIELLE BROKER DE SEGUROS

434 k Insurance policies

1.91%[1] Market Share

HOUSING

- First Private Bank to launch 30-years mortgage loans

MOBILITY

SUPERVIELLE, mila, KAVAK

Car loans origination

16% Market share, #2 Ranking

GRUPO SUPERVIELLE

1.9 MM CLIENT CENTRICITY

SAVINGS

SUPERVIELLE ASSET MANAGEMENT

$1,060 MM AUM-FCI, 2.6% Share, 21° of 56

179k, 2.79% Share Retail customers

INVESTMENTS

invertironline, Academy

506K Active customers, 262k MAUs, 1.2M Total accounts, 9.0K 2023 Participants

Equity 5° BYMA

HEALTH & WELLBEING SERVICES

Cordial

- Multi-peril insurance coverage

196K Services Stock

Information as of June 2024

1. Last twelve months as of June 23
2. Central Bank information as of June 2024.

Our Subsidiaries

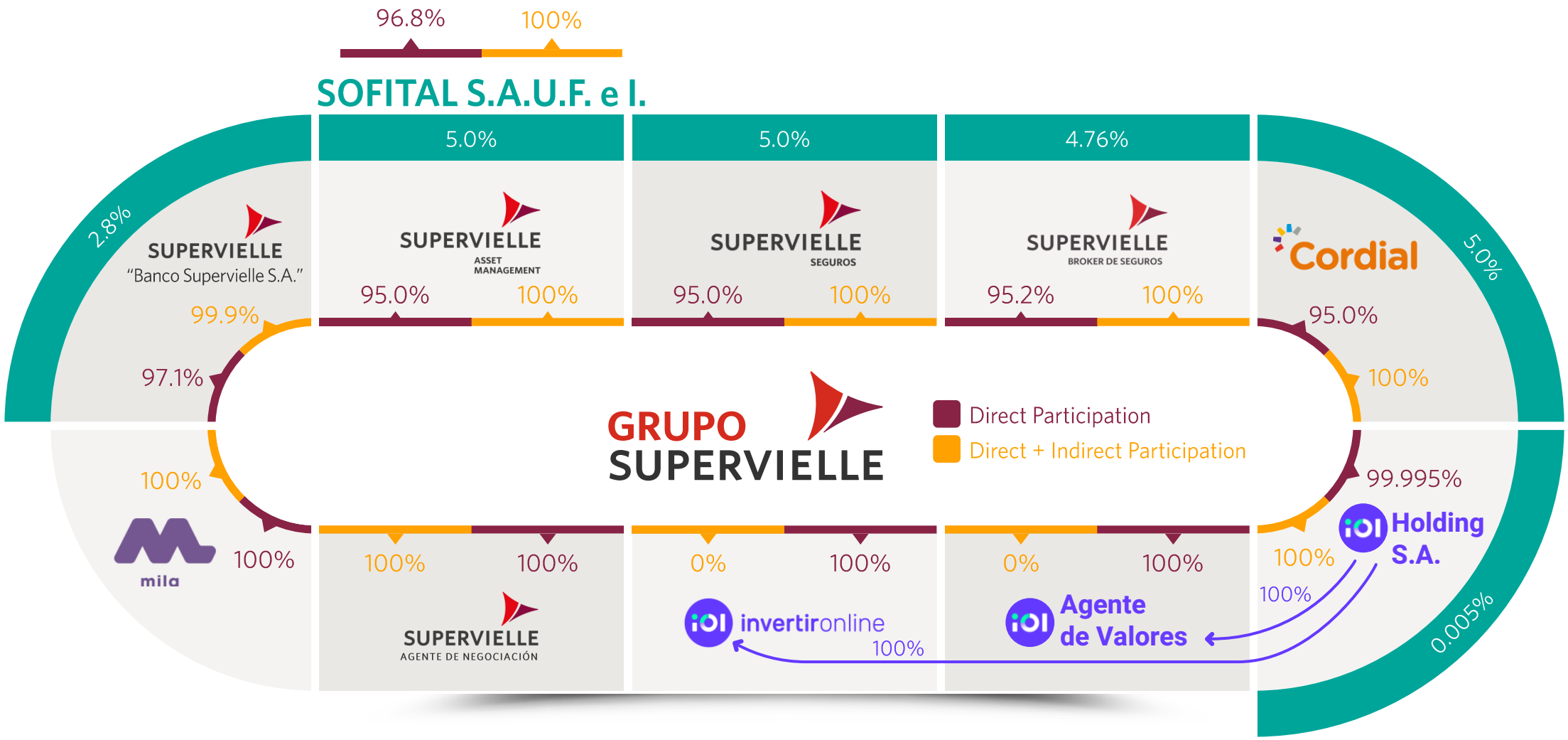

GRUPO SUPERVIELLE

2Q24 Results

SUPV Earnings conference call presentation

August 15, 2024

2Q24 Highlights: Strong loan growth and market share gains, solid ROE, and robust capitalization to drive further growth

GRUPO SUPERVIELLE

2Q-2024 performance

- ROE of 10% in real terms, and Net Income at Ps.17 Bn
- 1H24 ROE at 22%
- +35.9% QoQ loan growth. Market share +30 bps QoQ & 70 bps YTD

- NIM reflecting lower AR$ spreads following interest rates decline

- P&A Expenses down 9% QoQ, and 15% YoY
- Efficiency ratio of 51% in 2Q24 and 41% in 1H24

- Historic low NPL of 0.8%
- Coverage ratio increased to 303%
- Robust CET 1 ratio at 21% and well-positioned to gain share

2Q-2024 Business Highlights

Retail: share gains & digital adoption

- Digital customers reached 65% of total
- Higher wallet adoption: 56% of transactions through the App
- Retail customers investing in 24/7 (Inversión rápida) 3x YoY and +16% QoQ

Corporate: share gains

- Loan book +42% QoQ in real terms
- Higher low-cost deposit balances
- Gained share in capital market transaction volumes to 5%
- Export-oriented value chains

IOL: leading position in retail brokerage

- Monthly active users 2x YoY. and +3% QoQ. Reached record high in July
- AuM up +23% QoQ achieving US$1 Bn. milestone
- 19% of total SUPV fee income

Insurance & Asset Management digital adoption & penetration

- Broadened offering of digital insurance products for corporate and retail customers
- +25% YTD growth in car insurance
- Share gain in Asset Management to 2.5%

IMPROVED NPS

Sustained improvement since 2023

Sustained improvement since 2022

Looking Ahead: Government committed to lowering inflation, maintain fiscal surplus and advance on structural reforms

GRUPO SUPERVIELLE

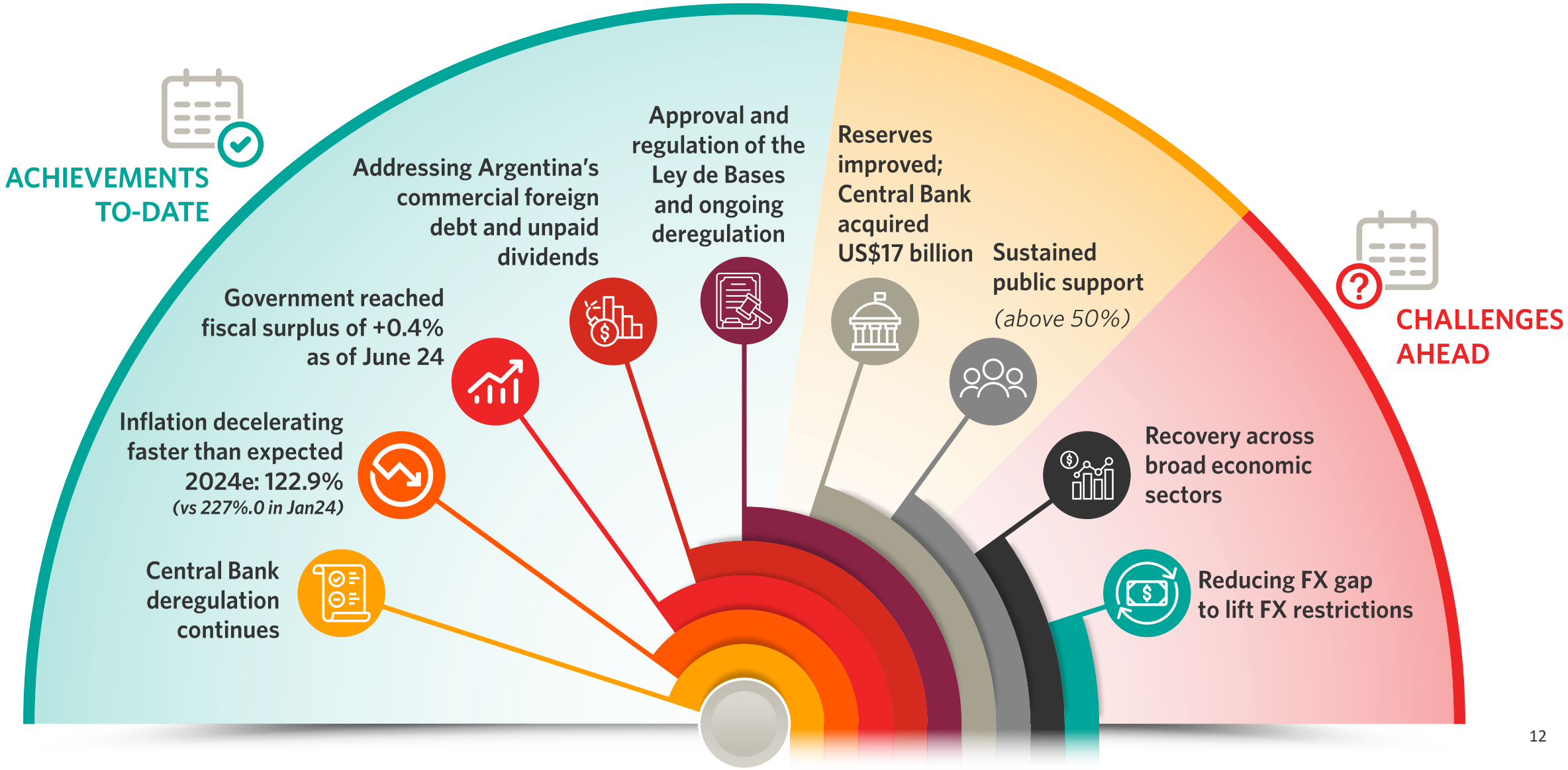

Gradual shift towards private-sector loans, from Central Bank and Treasury Notes continues

GRUPO SUPERVIELLE

Shift from Central Bank to Loan portfolio
[% of Assets]

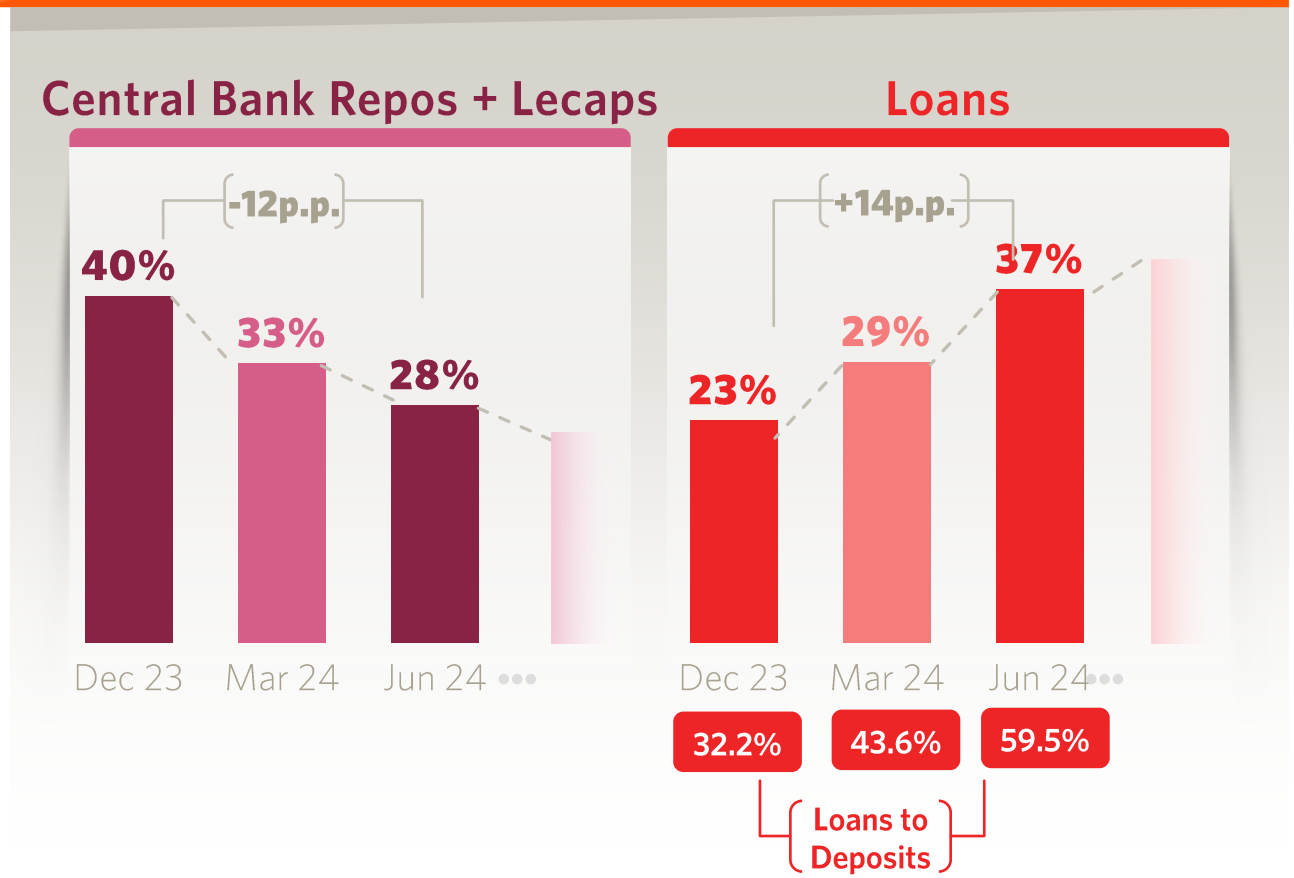

Looking Forward

- Trend expected to continue in 2H24
- NFI is anticipated to grow over time despite lower yields in a declining rate environment as the economy recovers and demand reaches sufficient strength

Market share gains across all key products

GRUPO SUPERVIELLE

Second quarter 2024

Loan growth, in real terms [QoQ]

+36%

Market share

+30 bps QoQ

+70 bps YTD

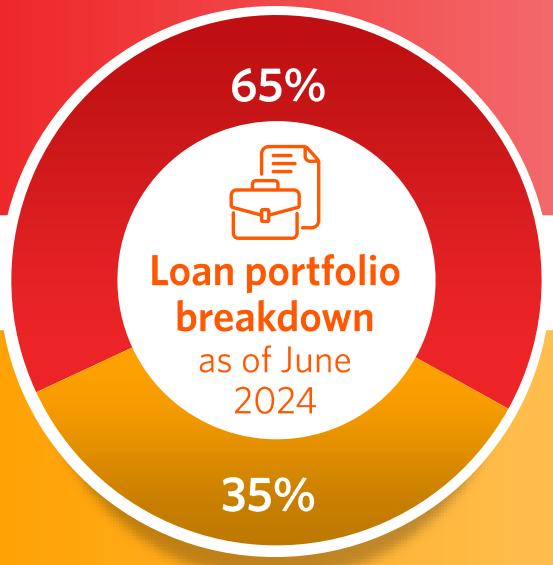

SMEs & Corporate Loans

- 2024: focus on SMEs & Corporates particularly dynamic export value chains

Retail Loans

- Continue to scale our mortgages launched early in the year
- Focus on credit cards, and expanding personal loans, and leveraging #2 position in auto loan origination
- Room for growth as inflation and nominal interest rates continue to decrease

Portfolio Looking Forward

1H24: 22% ROE in real terms underpinned by higher net financial income, structural costs efficiencies and lower provisions

GRUPO SUPERVIELLE

KEY MESSAGE

- Higher yield on investment portfolio and lower cost of funds
- Impact from higher inflation on higher net monetary assets
- Fee contraction due to lag in repricing with 272% inflation YoY
- Reflects lower provisioning due shift in loan portfolio mix to corporates and payroll customers
- Driven by structural cost efficiencies
- 1H24 impacted by higher turnover tax and provisions for strategic initiatives.
- Higher taxable income

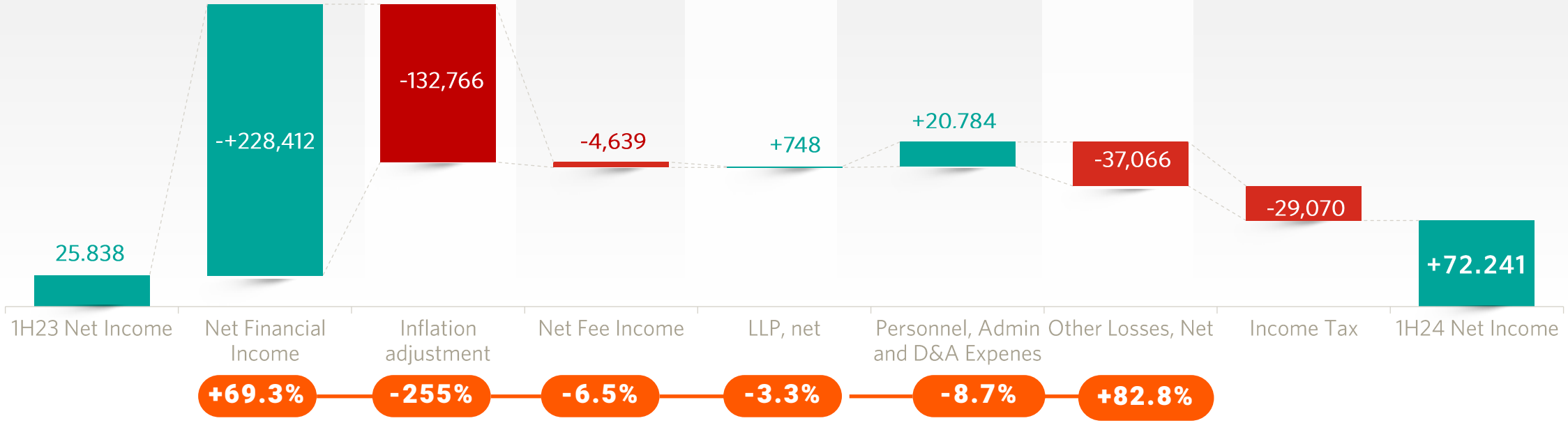

Delivered growth in private-sector loans

GRUPO SUPERVIELLE

Assets Evolution
[AR$ Bn.]

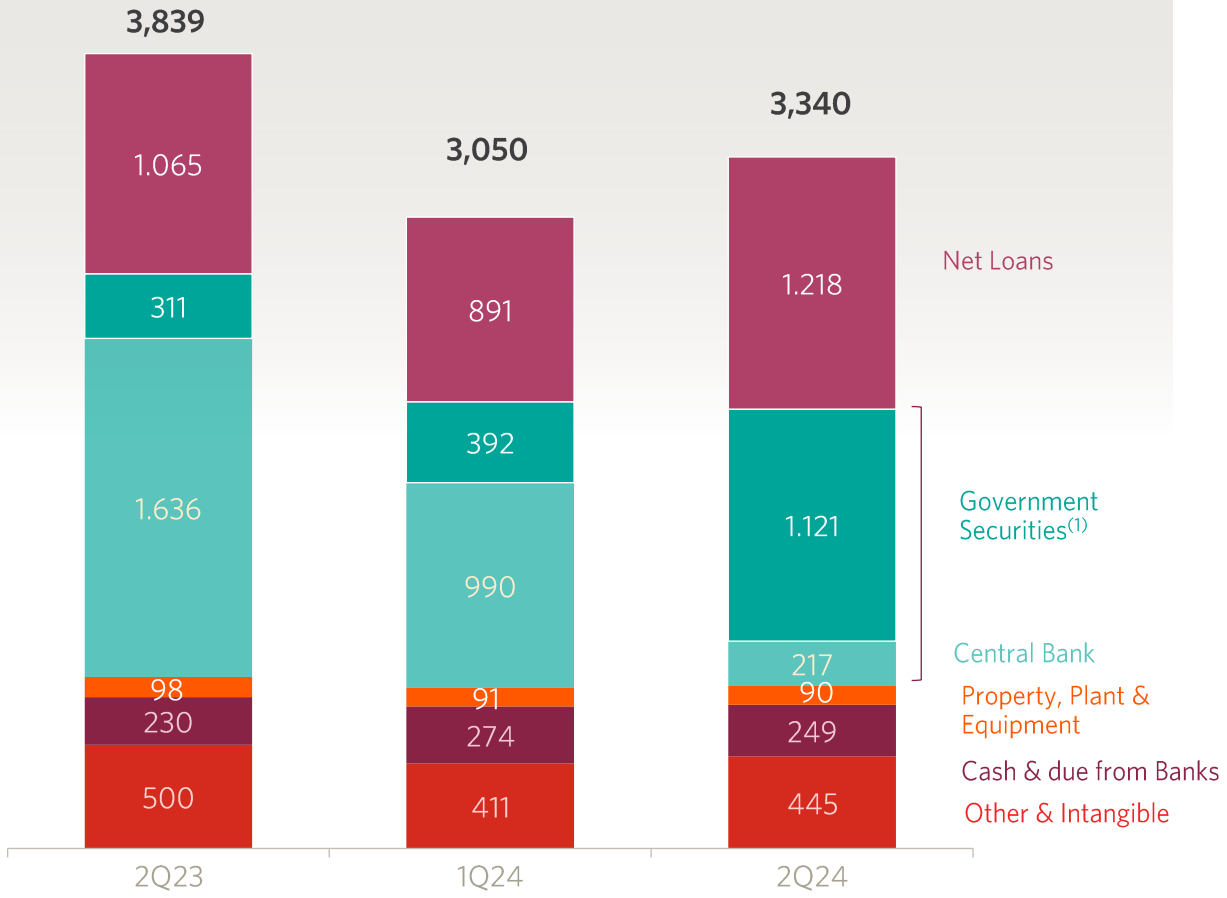

Loan portfolio breakdown
[%, *QoQ Var]

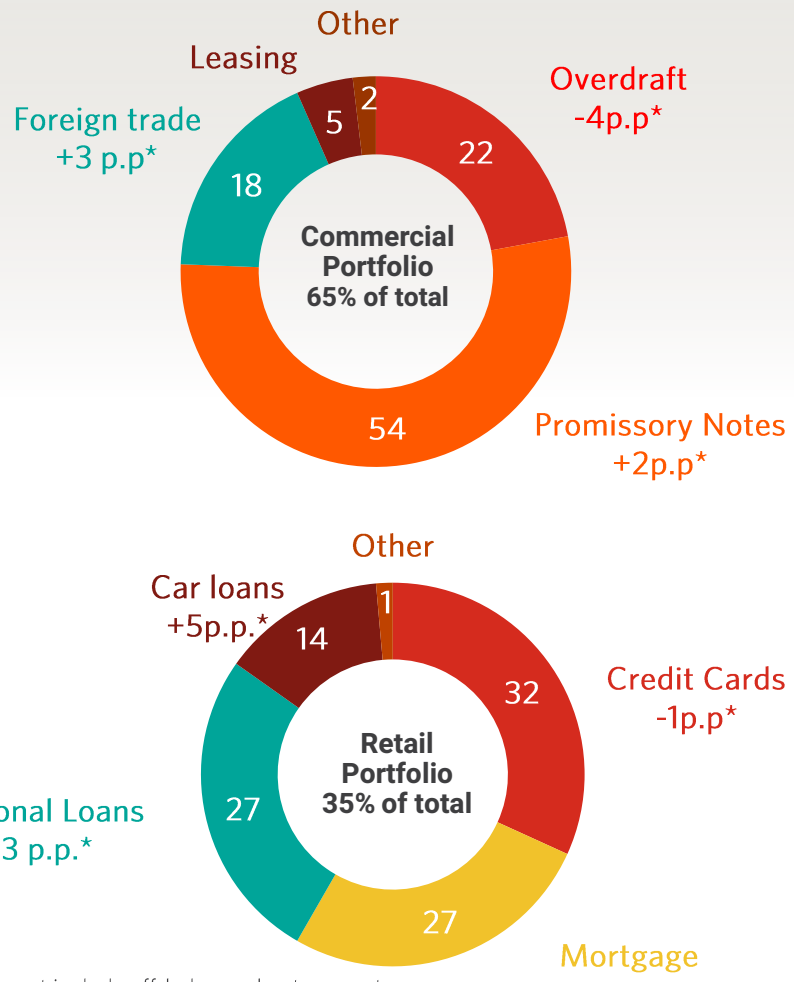

1) Figures do not include Government Securities in Guarantee. See Earnings Report for more details.
2) 2Q24 reflects gradual transition from Central Bank remunerated instruments to Government securities following monetary policy

Figures do not include off-balance sheet guarantees

Total deposits remained stable sequentially; greater mix of lower-cost savings & checking account deposits

GRUPO SUPERVIELLE

Deposits Evolution
[AR$ Bn.]1)

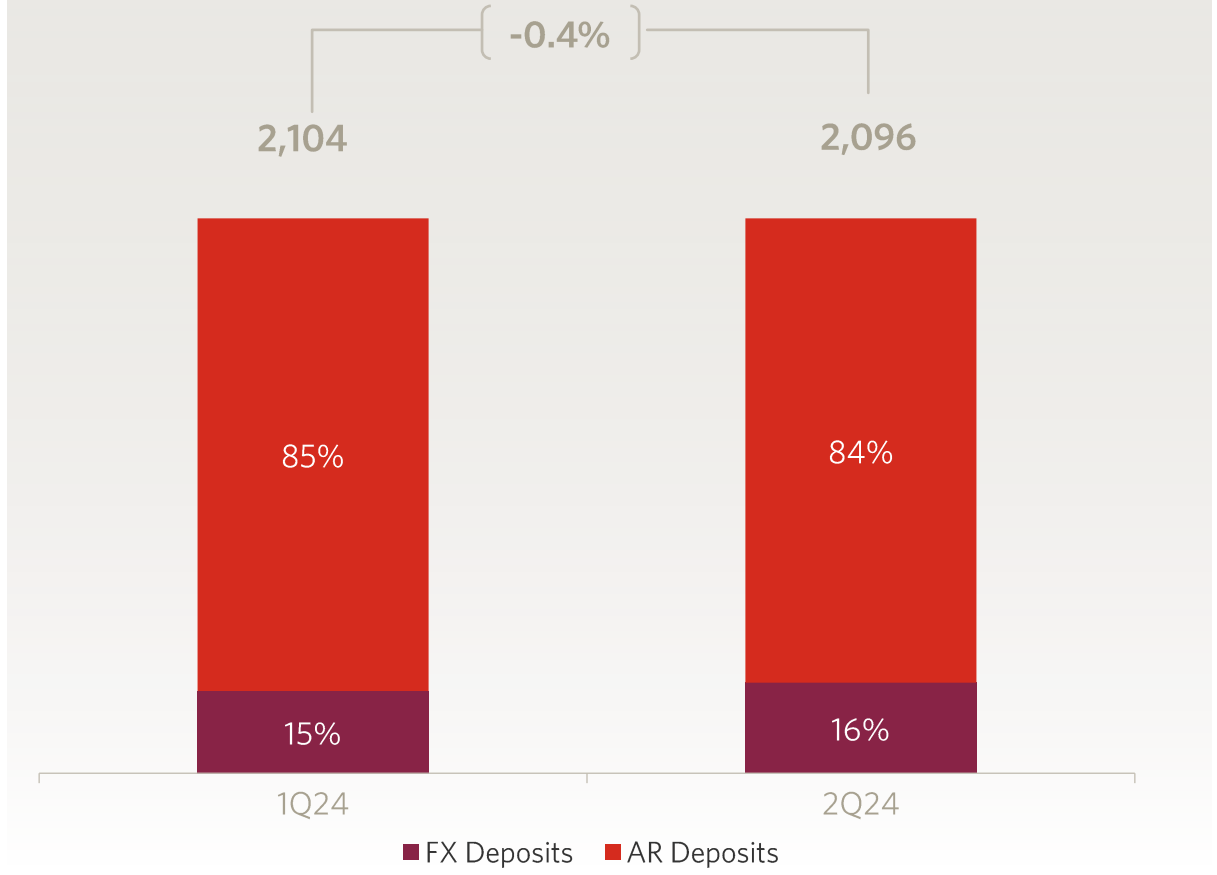

AR$ Deposits Breakdown
[%]

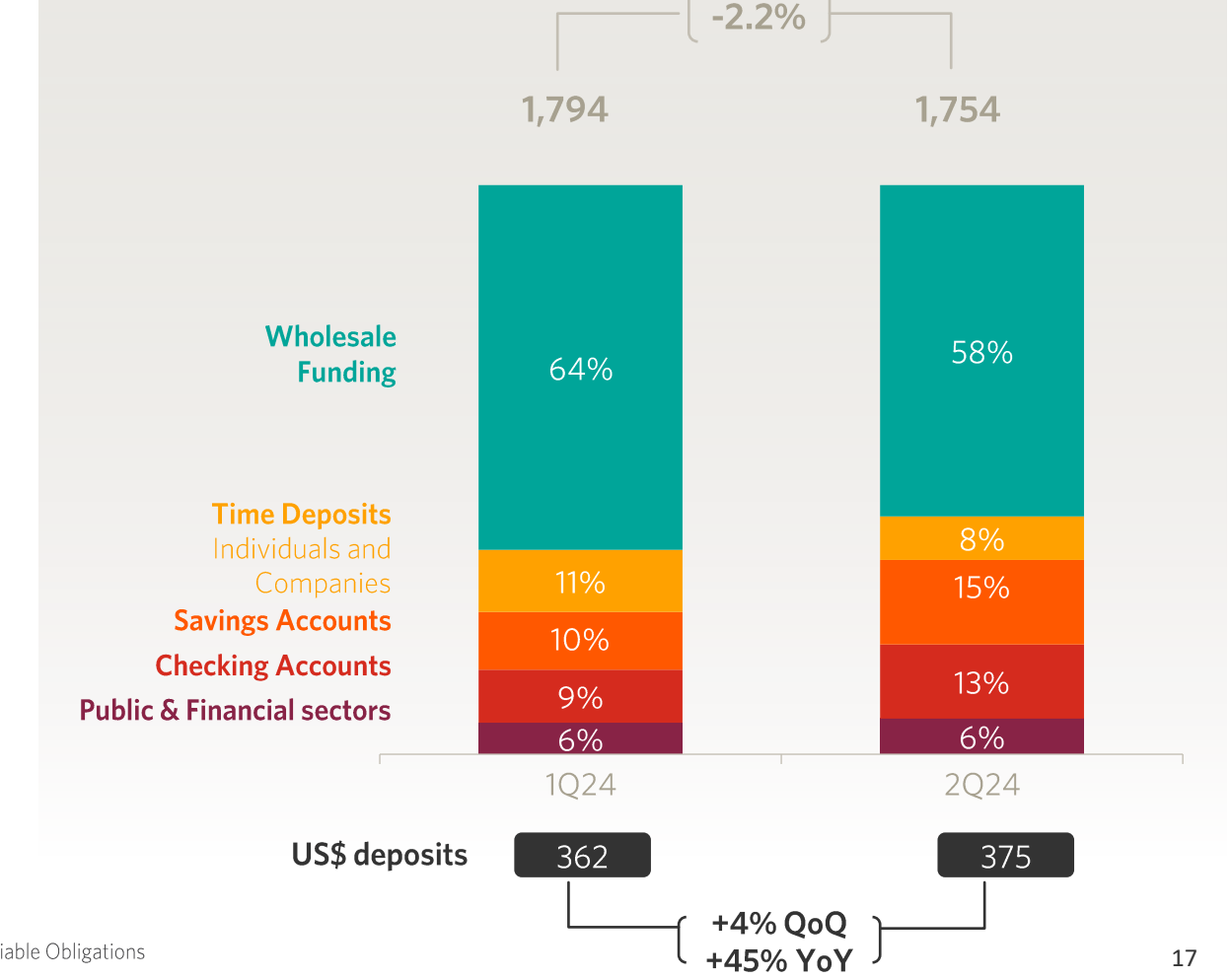

1) Includes: Repo Transactions, Financing received from Central Bank and others, Medium Term Notes and Subordinated Loan and Negotiable Obligations

NFI reflects declines in inflation and in yields on AR$ government securities and loans, partially offset by reduction in cost of funds

GRUPO SUPERVIELLE

Net Financial Income [AR$ Mill.]

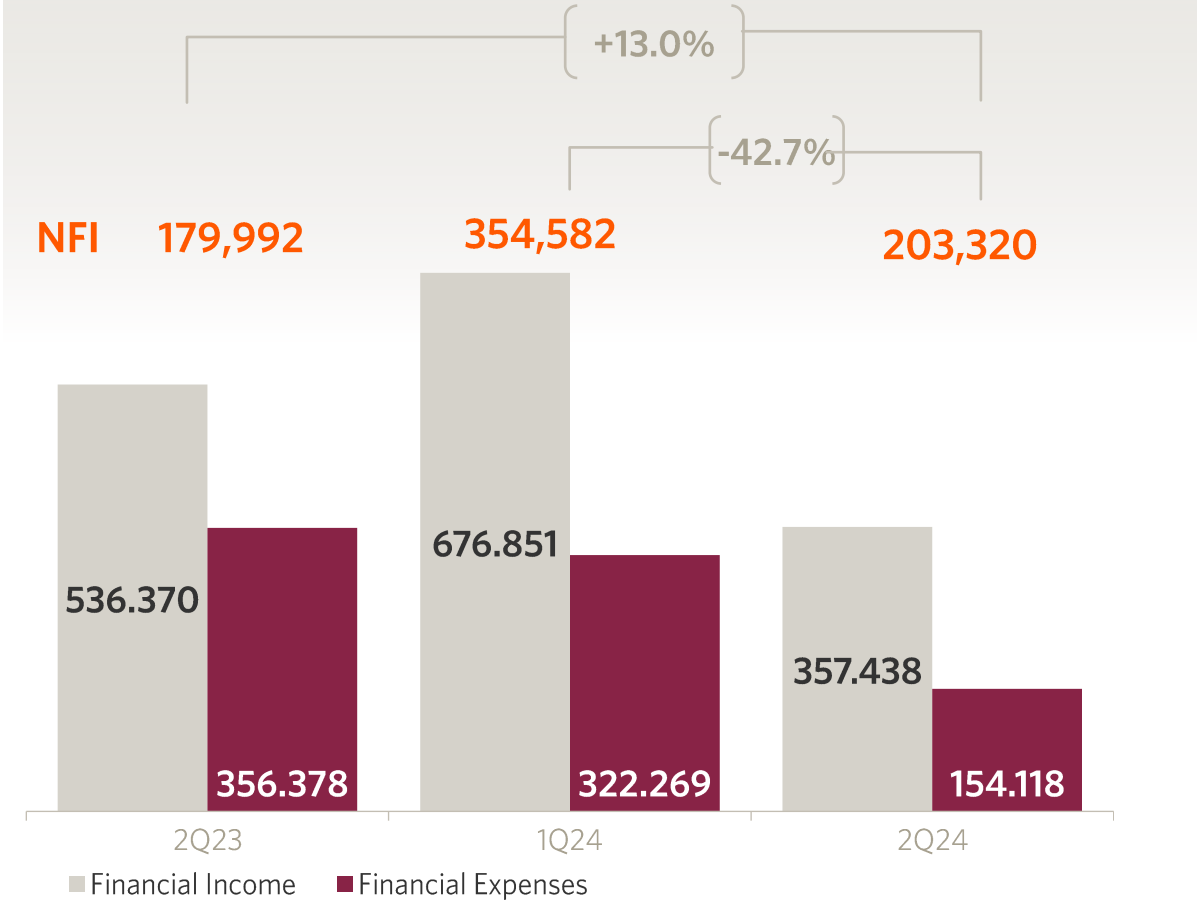

Loan Portfolio & Investment Portfolio Yield

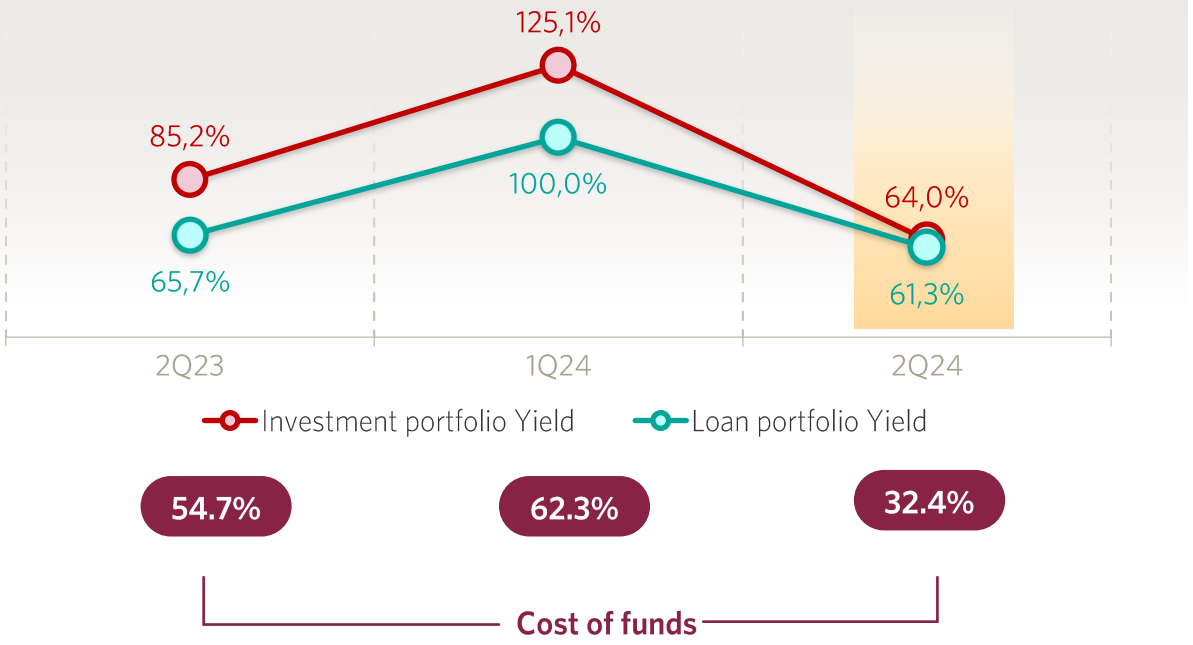

- Sharp decline in market interest rates resulted in 30 p.p. drop in cost of funds, lower asset yields
- Unusually high 1Q24 yields

Expenses contracted 15% YoY and 8% QoQ, resulting in efficiency ratio at 51% in 2Q24

GRUPO SUPERVIELLE

Net Revenues, Expenses & Efficiency Ratio [AR$ Mill.]

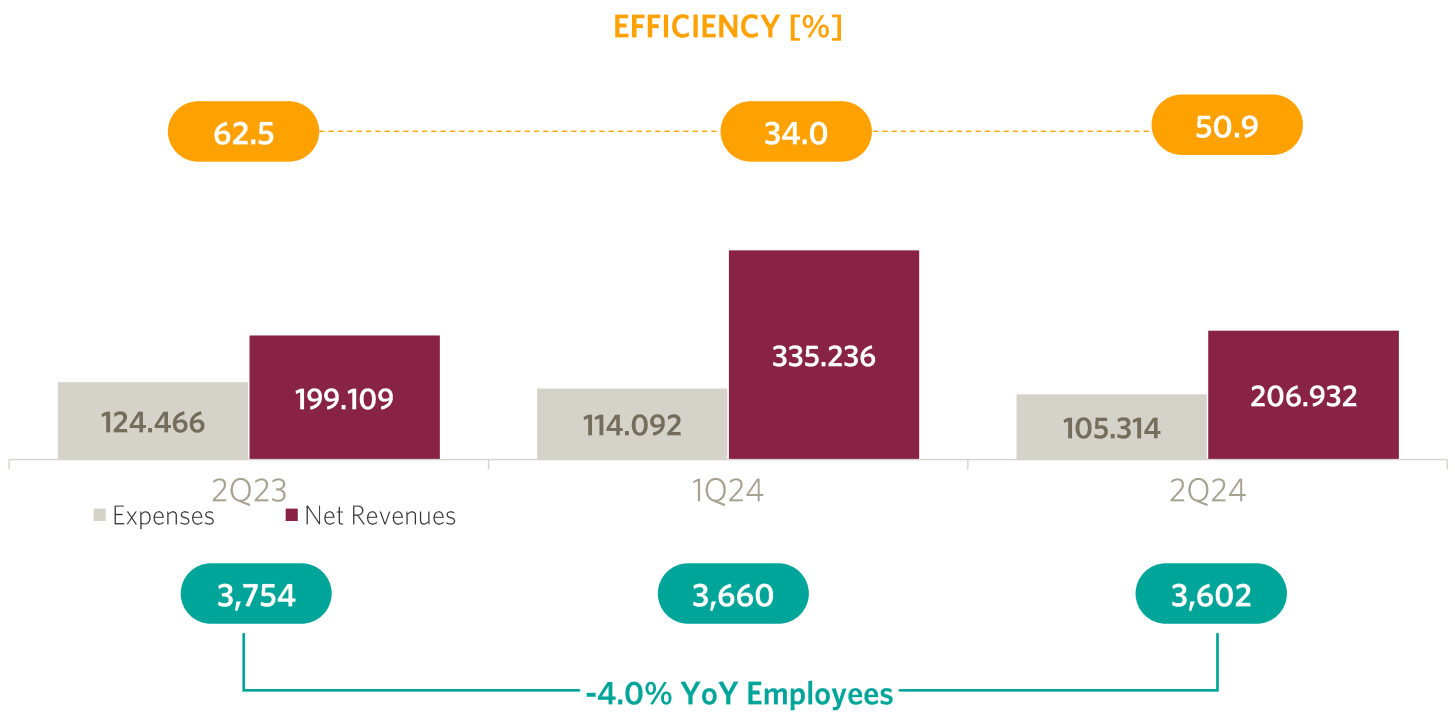

NET REVENUES[1]
2Q24

QoQ	-38.3%
YoY	+3.9%

EXPENSES[2]
2Q24

QoQ	-7.7%
YoY	-15.4%

1. Net Revenues: Net Financial Income + Net Service Fee Income + Other net operating income (losses)
2. Expenses: Personnel + Administrative Expenses + D&A

Robust Capitalization with CET 1 Ratio at 21.3% supports continued loan expansion

GRUPO SUPERVIELLE

TIER1 KEY MESSAGE

- Profit capitalization
- RWA growth above inflation in the quarter
- Higher deductions on intangible assets
- AR$19.6 billion dividend paid & AR$7.5 billion buyback share

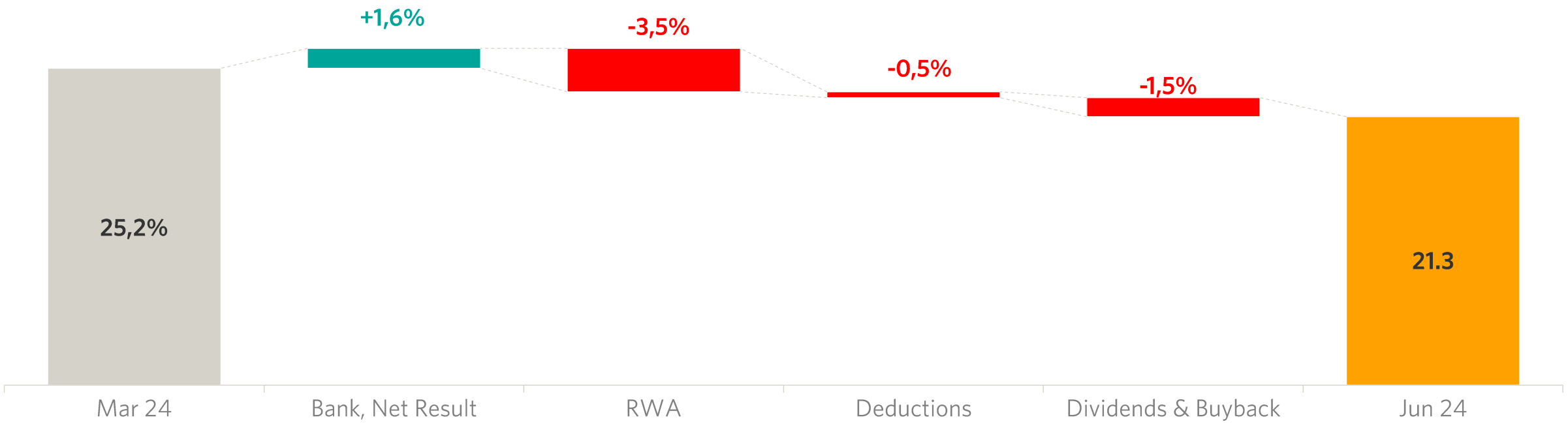

24.7%
as reported in 1Q24

2024 Perspectives: Ongoing reduction in inflation and improving economic activity, expected to support increased credit demand

GRUPO SUPERVIELLE

PERSPECTIVES

Loans

- Peso Loans expected to grow above 40% in real terms
- Retail loans regaining share of total loans

Fee Income

- Bulk of bank fees to individuals expected to reprice in line with inflation

Deposits

- Peso Deposits increasing above inflation
- US$ Deposits increasing share of total funding

Operating Expenses

- Expenses in 2024 likely to decline in real terms, reflecting inflation deceleration and efficiencies in headcount and branches

Asset Quality

- NPL ratio anticipated to start to converge to levels according to higher credit demand
- Anticipate net COR to remain at 2023 level

ROAE

- Transition in asset mix to loans from public sector securities along with lower NIM anticipated to pressure 3Q24 ROE
- 2024 ROAE expected at approximately 15%

NIM

- NIM anticipated to decrease in 3Q23 in the context of lower interest rates and increased competition

Capital & liquidity

- Strong capital levels that support long-term sustainability. Capital 100% hedged against inflation
- Common Equity Tier 1 (CET 1) expected to range between 17% to 20% at year-end 2024

Macro assumptions as of July 2024 (Central Bank Market Expectations Survey): Inflation of 127% and GDP of -3.7% in 2024.

ESG Commitment

ESG Strategy & Sustainable Growth

GRUPO SUPERVIELLE

OUR COMMITMENTS

- Sustainable growth—protection of the environment and pursuance of our business strategy in a socially responsible manner
- Good governance practices, diversity and inclusion are key factors
- Integration of ESG strategy into business model
- Open and transparent report of our non-financial performance.
- HOW not just WHAT matters in the business value creation process
- We recognize the materiality of Non Financial Information for our investors

OUR FOCUS AREAS

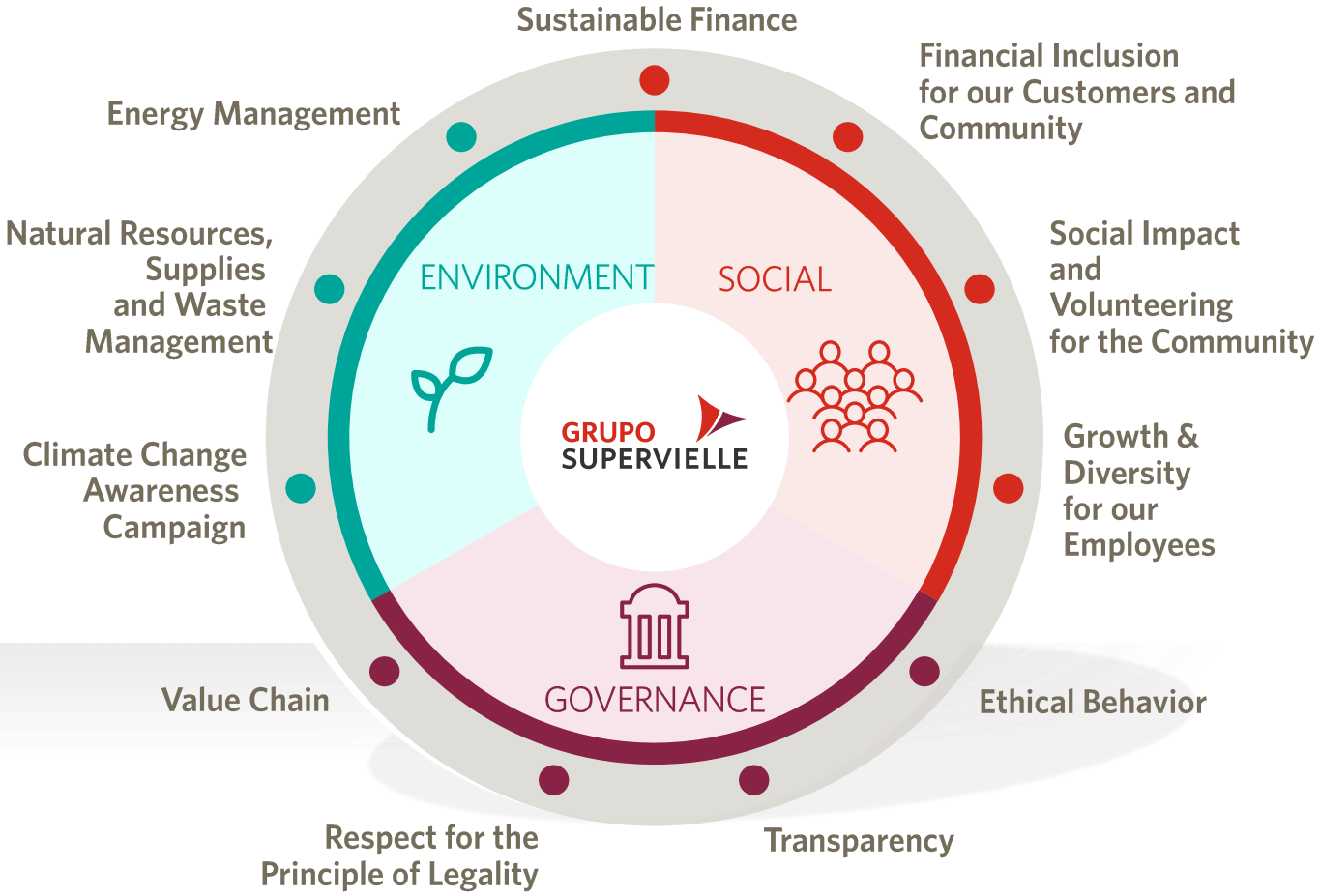

Industry Outlook

Financial Sector Loans accelerating since 2Q24

GRUPO SUPERVIELLE

Loans to Private Sector
[AR$ Bill. in Nominal terms]

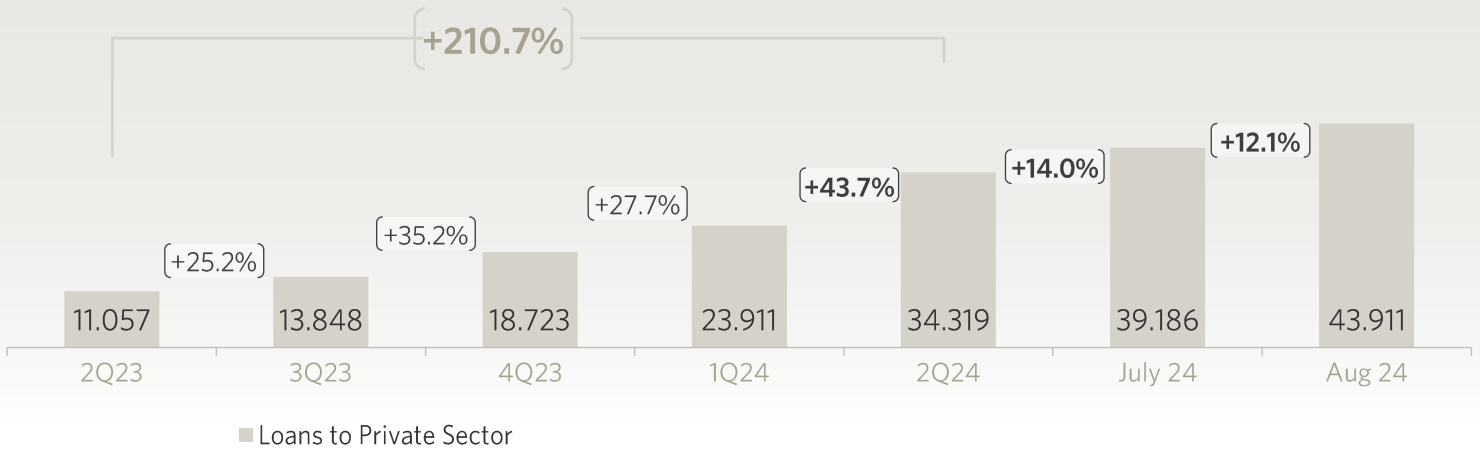

INFLATION
2Q24 **18.6%**
YoY **271.5%**

AR$ Loans
[in AR$ Bn. in Original Currency]

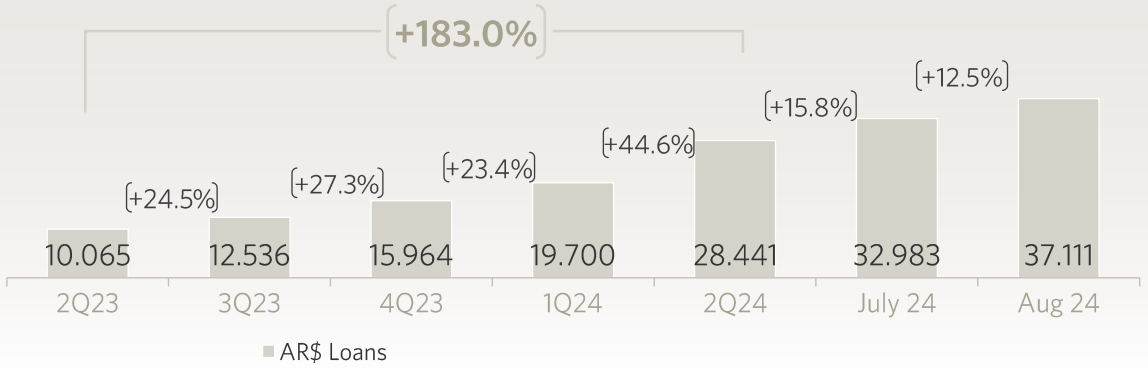

Source: BCRA [...%] QoQ or MoM variation

U$S Loans
[in US$ Bn.]

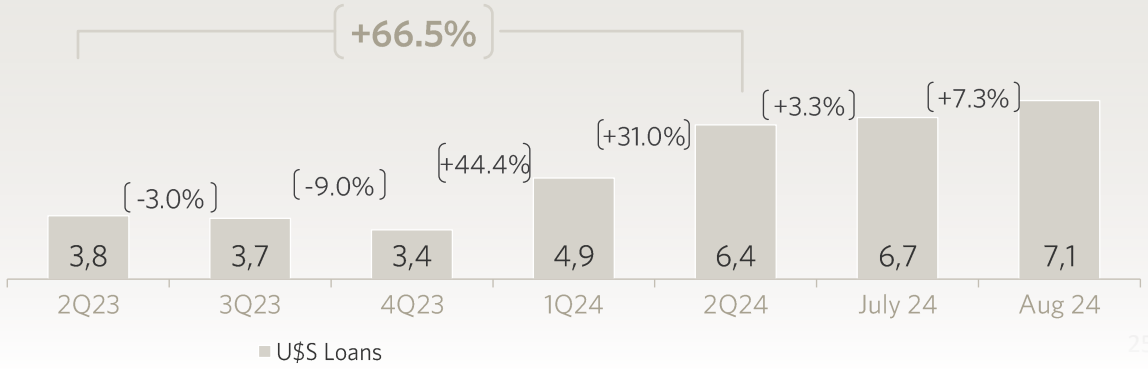

Source: BCRA [...%] QoQ or MoM variation

Financial Sector AR$ Deposits growing at a lower pace than loans, but similar in nominal terms

GRUPO SUPERVIELLE

Private Sector Deposits
[AR$ Bill. in Nominal terms]

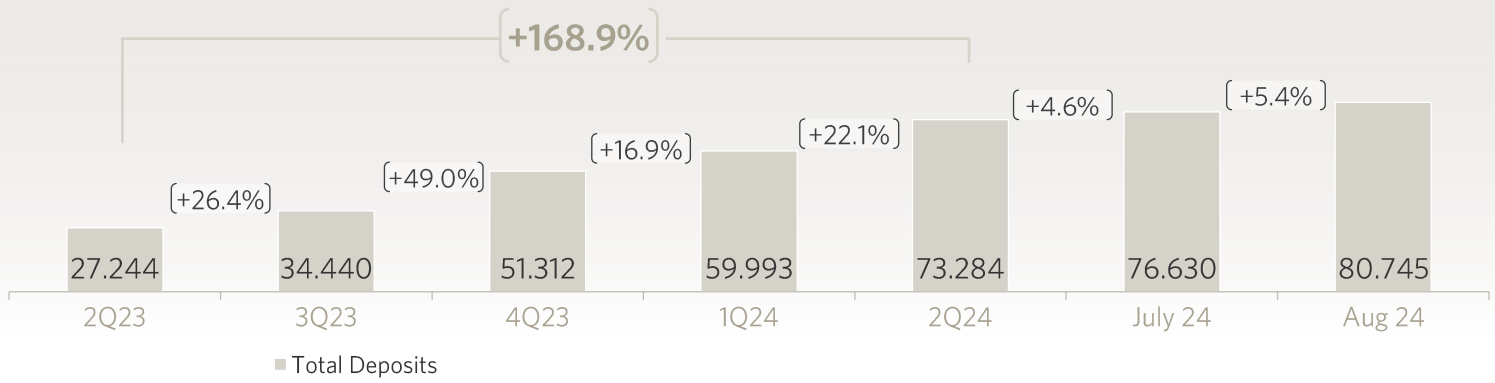

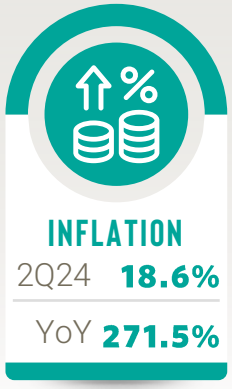

AR$ Deposits
[in AR$ Bn. in Original Currency]

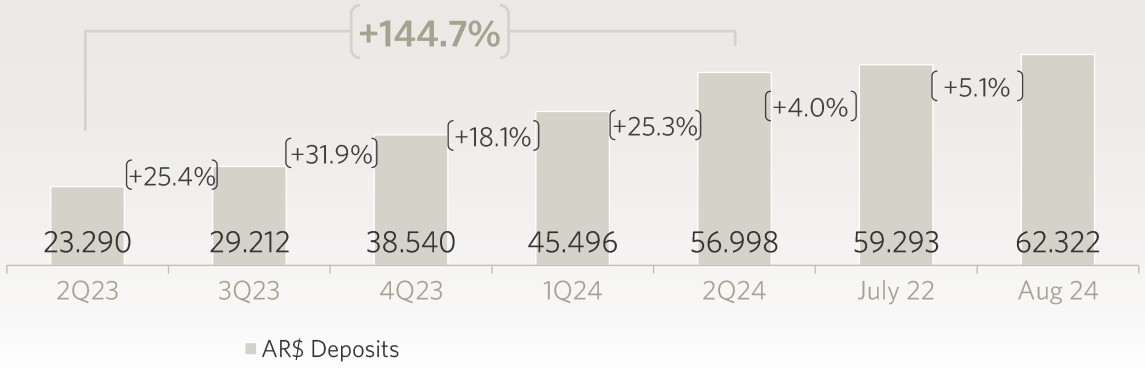

Source: BCRA (...%) QoQ or MoM variation

U$S Deposits
[in US$ Bn.]

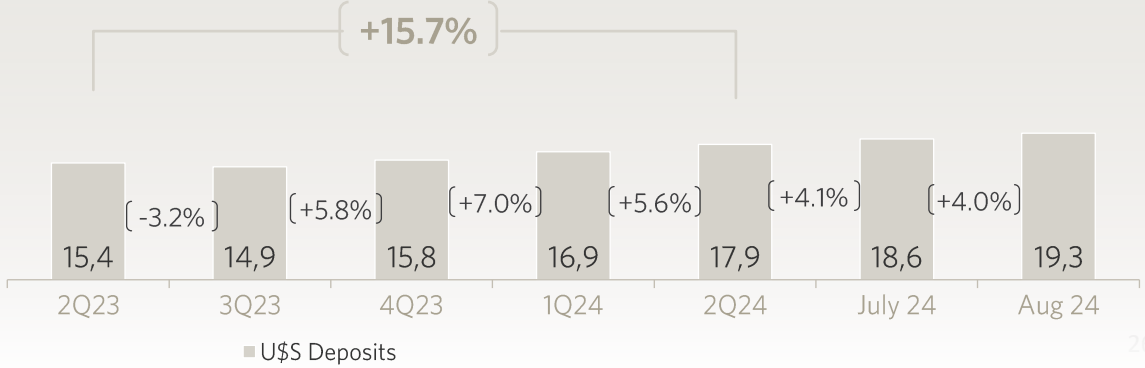

Source: BCRA (...%) QoQ or MoM variation

Annex I: 2Q24 Supplementary

Financial Information & Ratios

2Q24: 10% ROE in real terms, amidst policy rate drop that reduced funding costs and asset yields

GRUPO SUPERVIELLE

2Q24 EARNINGS

KEY MESSAGE

- Declines in inflation and yields on AR$ government securities and loans, offset by lower cost of funds
- Benefitted from lower inflation in the quarter
- Fee repricing in a context of declining inflation. Brokerage fees and asset management contributed in the quarter
- Reflects higher provisioning due to the 35.9% loan portfolio growth in the quarter
- Driven by seasonality and structural cost efficiencies
- Lower turnover tax and provisions for strategic initiatives
- Lower taxable income

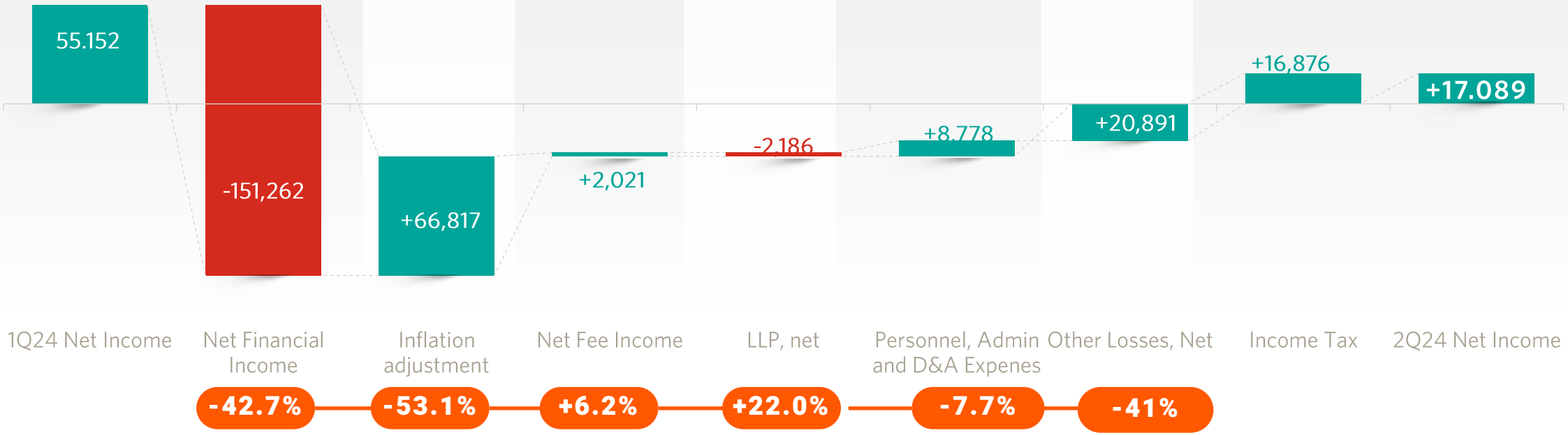

Loan growth outperforms industry QoQ regaining 30 bps in market share; Corporate and Retail loans origination accelerated at quarter-end

GRUPO SUPERVIELLE

2Q 2024 EARNINGS

Total Lending [AR$ Bn][1)]

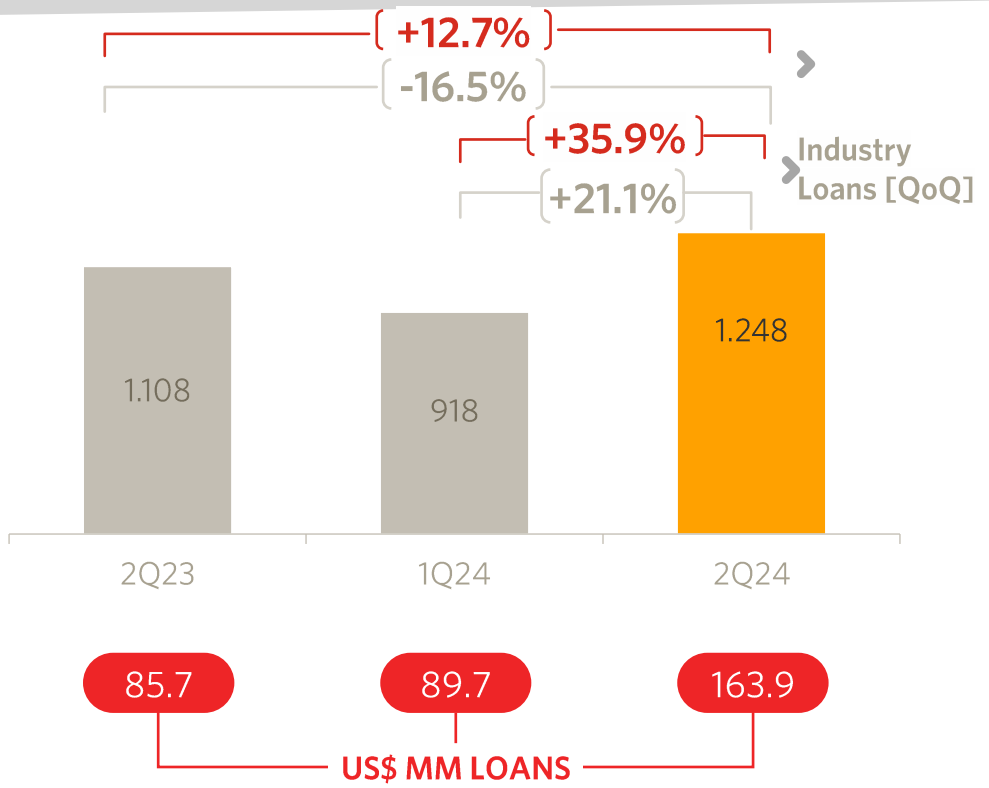

Total Loan Breakdown [%][1)]

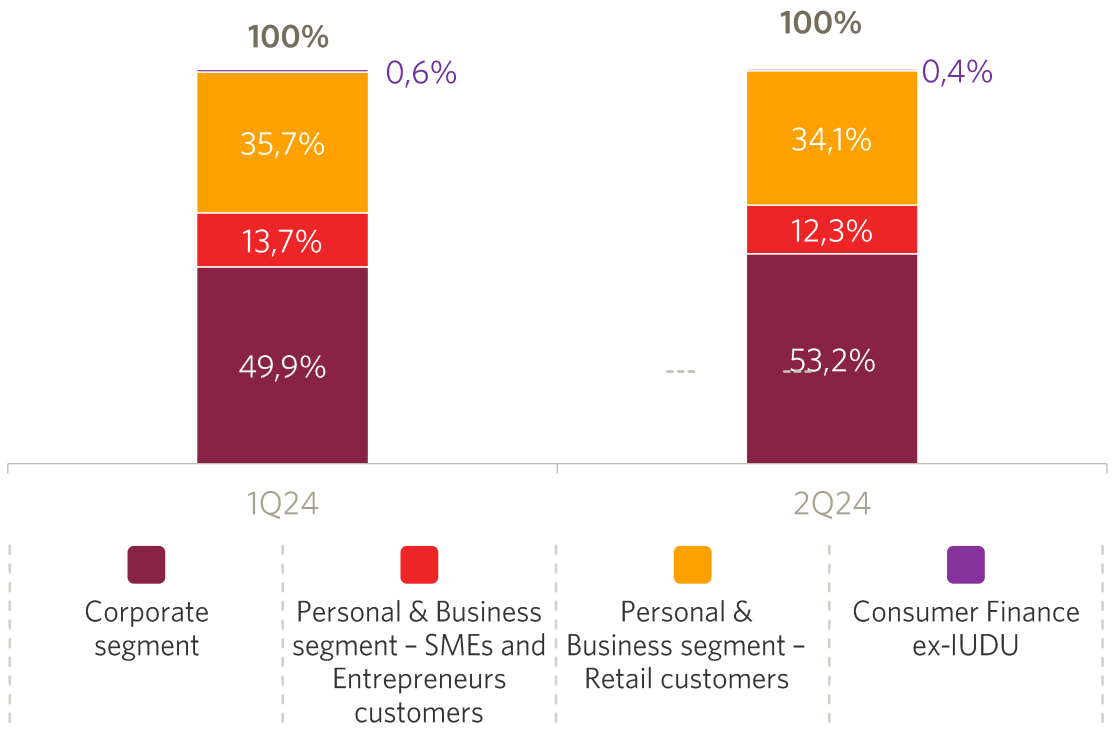

1) Commercial loan portfolio does not include off balance guarantees granted to customers.

NPL ratio reached a historic low of 0.8% reflecting loan growth, mix-shift in loans and tight credit scoring in past quarters; Coverage ratio up to 303%

GRUPO SUPERVIELLE

1Q 2024 EARNINGS

NPL & Coverage Ratio [%]

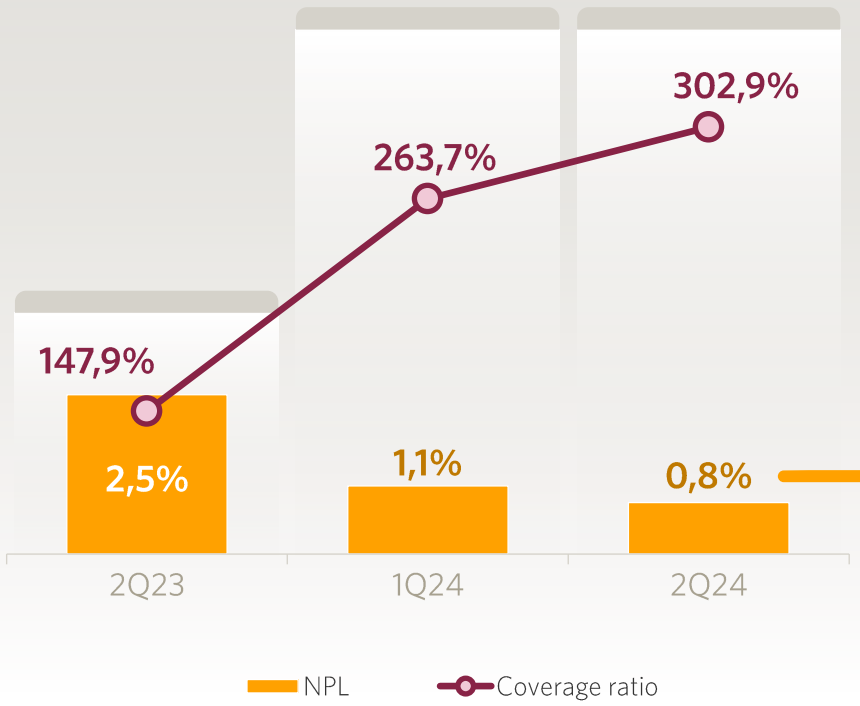

NPL Breakdown [%]

	2024 June	2024 March	2023 June
Corporate & SMES	0.2%	0.2%	0.5%
Individual	2.0%	2.5%	4.5%
Customers [ex IUDÚ]	9.5%	10.7%	14.5%
TOTAL	**0.8%**	**1.1%**	**2.5%**

2Q24

- NPL sequential improvement reflects Loan growth

Note: NPL ratio includes off balance sheet guarantees granted to customers.

Atomized and diversified loan portfolio within Company portfolio limits

GRUPO SUPERVIELLE

Loans breakdown by industry [%]

AR$ Nominal Change QoQ	Business Sector	1Q24 Share	2Q24 Share
153,596	Families and individuals	30.6%	31.0%
30,989	Agribusiness	9.8%	8.7%
39,314	Food & Beverages	7.1%	7.4%
19,928	Utilities	7.4%	6.3%
56,290	IT & Communications	2.9%	5.9%
54,187	Financial Services	3.1%	5.9%
25,227	Wine	3.8%	4.3%
21,634	Construction & Public works	3.6%	3.9%
11,866	Home appliance	2.9%	2.7%
10,045	Machinery & Equipment	2.3%	2.2%
14,117	Transport	1.8%	2.2%
20,442	Retailer	1.1%	2.2%
11,077	Chemicals and plastics	2.1%	2.1%
2,427	Oil, Gas & Mining	2.7%	2.0%
206	Textile	2.4%	1.6%
1,918	Pharmaceutical	2.1%	1.5%
-5,961	Automobile	2.8%	1.4%
-348	Sugar industry	1.5%	0.9%
-427	Health	1.2%	0.7%
-3,538	Steel industry	1.4%	0.6%
-6,866	Vehicle terminals	1.2%	0.3%
-27,414	Others	6.3%	6.1%

Other includes more than 20 sectors with less than 1% share each
Loan balance includes off balance sheet guarantees granted to customers

Collateralization [Mar 24-%]

23%

- Collateralized **Commercial** Loan Portfolio

Banco Supervielle Loans to Individuals [%]

53%

- Loans to payroll and pension clients/ total Loans to Individuals

Other includes more than 20 sectors with less than 1% share each

- **Well Diversified Industry** exposure
- **Atomized** loan portfolio (top 10 debtors represent 17%)

Fee income up 6% QoQ; non bank fees representing 33% of total fees

GRUPO SUPERVIELLE

1Q 2024 EARNINGS

Fee Income breakdown ex insurance [%]

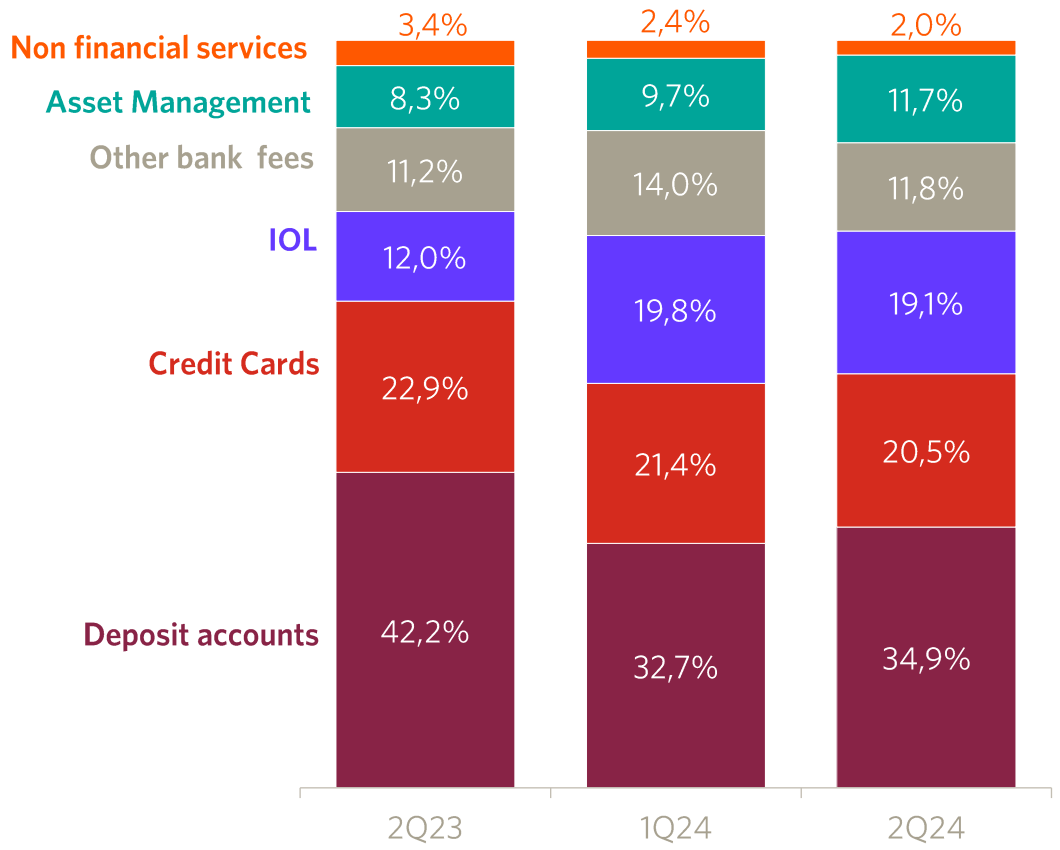

Net Service Fee Income ex insurance [AR$ Mill.]

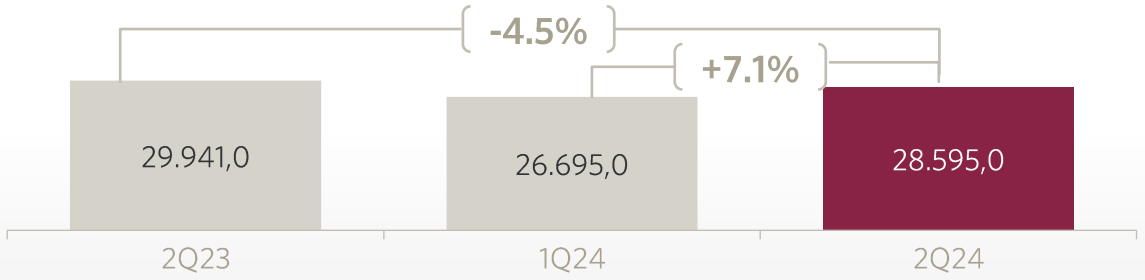

Income From Insurance Activities [AR$ Mill.]

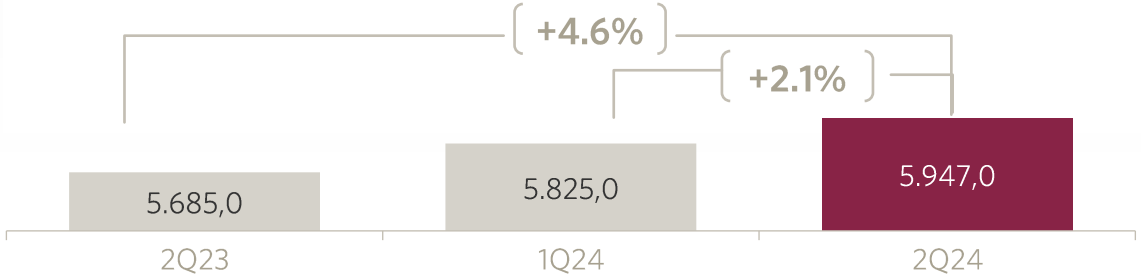

LLPs increase reflect 35.9% Loan Portfolio Growth

GRUPO SUPERVIELLE

Evolution of Loan Loss Provisions [AR$ Mill. - %]

1Q 2024 EARNINGS

Idem fondo e varias

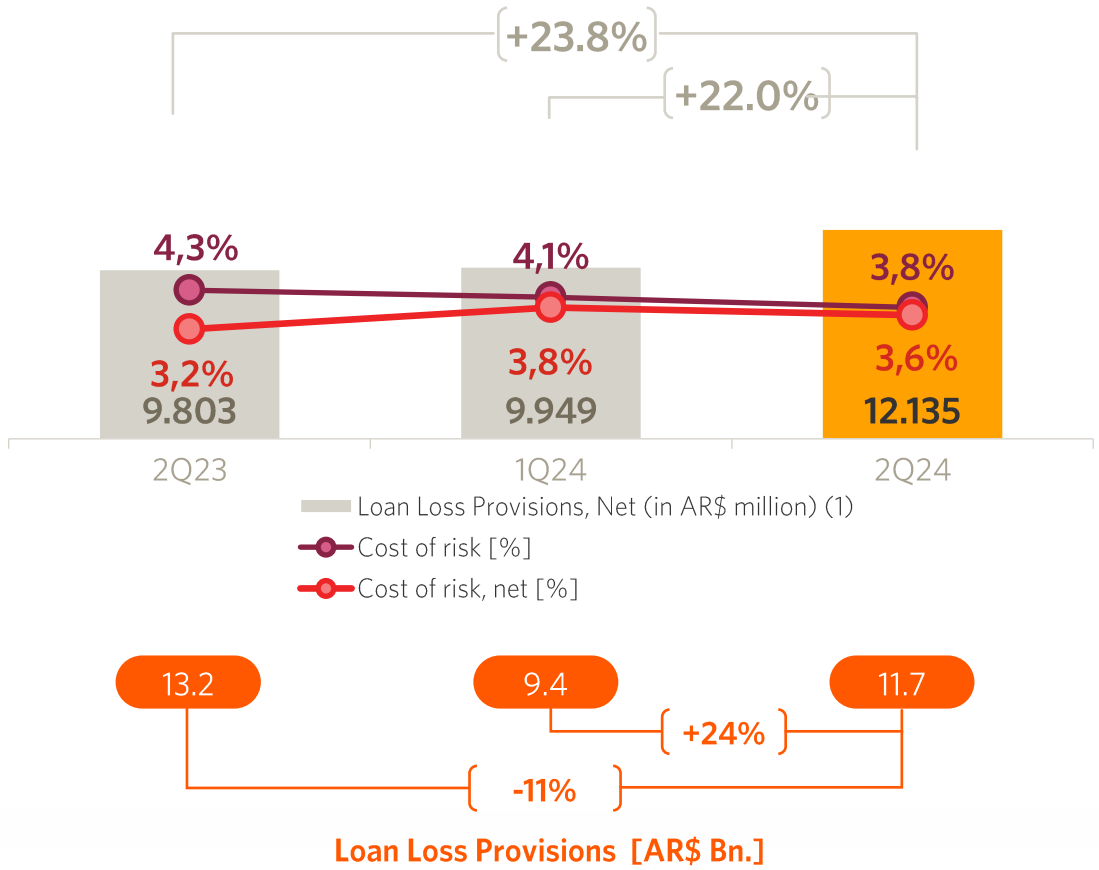

2Q24

- Higher LLPs in 2Q24 reflect the 35.9% increase in loan portfolio.
- ECL models required additional provisions for the credit card portfolio due to the decline in market interest rates

1) LLP, net: includes loan loss provisions net of recovered charged-off loans and reversed allowances

ROAE in real terms of 10% in 2Q24 amidst policy rate drop that reduced funding costs and asset yields

GRUPO SUPERVIELLE

Profit Before Income Tax
[AR$ Mill.]

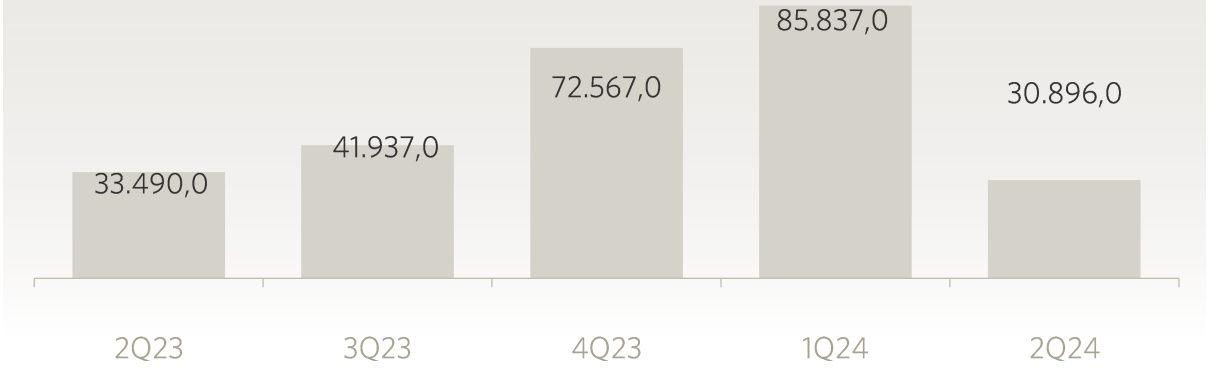

Attributable Net Income
[AR$ Mill.]

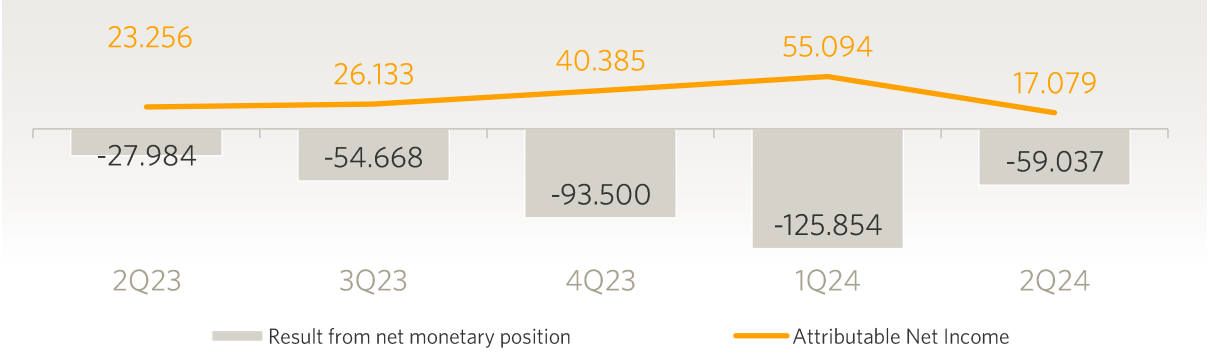

ROAE
[%]

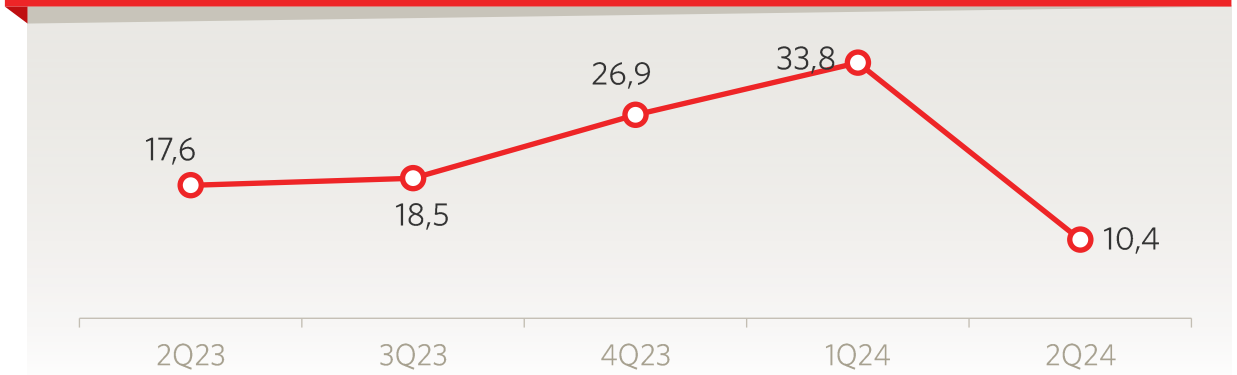

ROAA
[%]

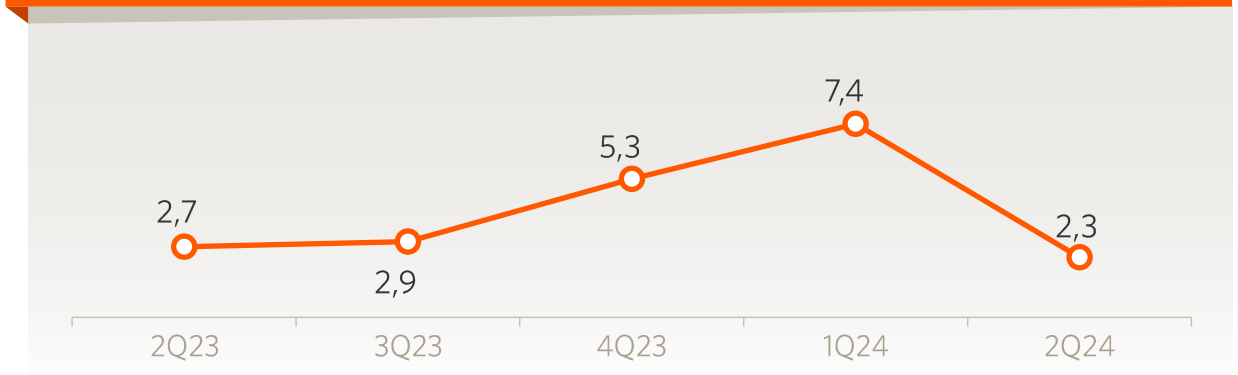

Income Statement & Balance Sheet

GRUPO SUPERVIELLE

In millions of Ps. stated in terms of the measuring unit current at the end of the reporting period

Income statement

	2Q24	1Q24	4Q23	3Q23	2Q23	QoQ	YoY
Net Interest Income	167,165	253,346	247,808	179,284	145,044	-34.0%	15.3%
NIFFI & Exchange Rate Differences	36,155	101,236	98,431	30,712	34,947	-64.3%	3.5%
Net Financial Income	203,320	354,582	346,239	209,996	179,992	-42.7%	13.0%
Net Service Fee Income1)	28,595	26,695	31,351	34,128	29,941	7.1%	-4.5%
Income from Insurance activities	5,947	5,825	6,623	6,054	5,685	2.1%	4.6%
Inflation Adjustment	-59,037	-125,854	-93,500	-54,668	-27,984	-53.1%	111.0%
Loan Loss Provisions	-11,684	-9,454	-18,138	-11,987	-13,169	23.6%	-11.3%
Personnel & Administrative Expenses	-94,694	-103,480	-121,294	-104,526	-110,962	-8.5%	-14.7%
Profit before income tax	30,897	85,837	72,567	41,937	33,490	-64.0%	-7.7%
Attributable Net income	17,079	55,094	40,385	26,133	23,256	-69.0%	-26.6%
Comprehensive income	15,068	48,001	46,681	25,471	23,706	-68.6%	-36.4%

Balance sheet

	2Q24	1Q24	4Q23	3Q23	2Q23	QoQ	YoY
Total Assets	3,339,956	3,049,525	3,708,920	3,559,524	3,839,017	9.5%	-13.0%
Average Assets	2,954,383	2,997,633	3,036,768	3,593,862	3,457,435	-1.4%	-14.5%
Total Loans & Leasing	1,248,186	918,414	895,497	1,056,995	1,107,876	35.9%	12.7%
Loans and financing & off balance guarantees	1,354,800	1,053,292	1,095,909	1,222,416	1,237,706	28.6%	9.5%
Total Deposits	2,096,390	2,104,365	2,784,550	2,670,408	2,994,269	-0.4%	-30.0%
Attributable Shareholders' Equity	648,690	664,238	616,237	569,555	544,084	-2.3%	19.2%
Average Attributable Shareholders' Equity	654,107	651,059	599,983	565,369	528,348	0.5%	23.8%

1) Excluding income from insurance activities

Key Indicators

GRUPO SUPERVIELLE

Profitability & efficiency

	2Q24	1Q24	4Q23	3Q23	2Q23
ROAE	10.4%	33.8%	26.9%	18.5%	17.6%
ROAA	2.3%	7.4%	5.3%	2.9%	2.7%
Net Interest Margin (NIM)	36.3%	61.9%	62.2%	29.2%	26.6%
Net Fee Income Ratio	14.5%	8.4%	9.9%	16.1%	16.5%
Cost / Assets	14.3%	15.2%	18.6%	13.0%	14.4%
Efficiency Ratio	50.9%	34.0%	43.4%	51.7%	62.5%

Liquidity & capital

	2Q24	1Q24	4Q23	3Q23	2Q23
Total Loans to Total Deposits	59.5%	43.6%	32.2%	39.6%	37.0%
AR$ Loans to AR$ Deposits	62.6%	47.0%	35.5%	41.8%	38.1%
US$ Loans to US$ Deposits	43.6%	29.9%	18.1%	26.3%	33.8%
Liquidity Coverage Ratio (LCR)	104.0%	109.9%	112.6%	110.6%	118.7%
Total Equity / Total Assets	19.3%	21.8%	16.6%	16.0%	14.2%
Capital / Risk weighted assets	21.3%	24.7%	21.0%	16.9%	16.9%
Tier1 Capital / Risk weighted assets	21.3%	24.7%	21.0%	16.9%	15.7%
Risk Weighted Assets / Total Assets	71.0%	61.0%	51.3%	56.6%	52.7%

Asset quality

	2Q24	1Q24	4Q23	3Q23	2Q23
NPL Ratio	0.8%	1.1%	1.2%	1.7%	2.5%
Allowances as a % of Total Loans	2.4%	2.8%	3.1%	3.1%	3.7%
Coverage Ratio	302.9%	263.7%	262.4%	182.8%	147.9%
Cost of Risk	3.8%	4.1%	6.9%	4.5%	4.3%
Cost of Risk, net	3.6%	3.8%	6.0%	4.1%	3.2%

Key Indicators

GRUPO SUPERVIELLE

Macro data

	2Q24	1Q24	4Q23	3Q23	2Q23
Retail Price Index (%)	18.6%	51.6%	53.3%	34.8%	23.8%
Avg. Retail Price Index (%)	271.5%	287.9%	211.4%	138.3%	115.6%
UVA (var)	32.6%	69.6%	37.2%	23.9%	25.0%
Pesos/US$ Exchange Rate	911.75	857.42	808.48	350.01	256.68
Badlar Interest Rate (eop)	36.1%	70.9%	109.6%	113.9%	92.3%
Badlar Interest Rate (avg)	44.1%	101.6%	124.3%	103.5%	86.0%
Monetary Policy Rate (eop)	40.0%	80.0%	100.0%	118.0%	97.0%
Monetary Policy Rate (avg)	51.9%	96.0%	125.8%	108.2%	90.9%

Operating data

	2Q24	1Q24	4Q23	3Q23	2Q23
Bank- Active Customers (in millions)	1.40	1.44	1.54	1.54	1.52
IOL-Active Customers (in millions)	0.51	0.49	0.48	0.36	0.22
Bank Branches	136	136	137	144	151
Bank Employees	3,154	3,197	3,196	3,248	3,292
Other Subsidiaries Employees	448	463	467	456	462

Annex II: SUPV **Digital Transformation** Agenda & KPIs Evolution

Advancing on Our Six Strategic Pillars to Drive ROE

GRUPO SUPERVIELLE

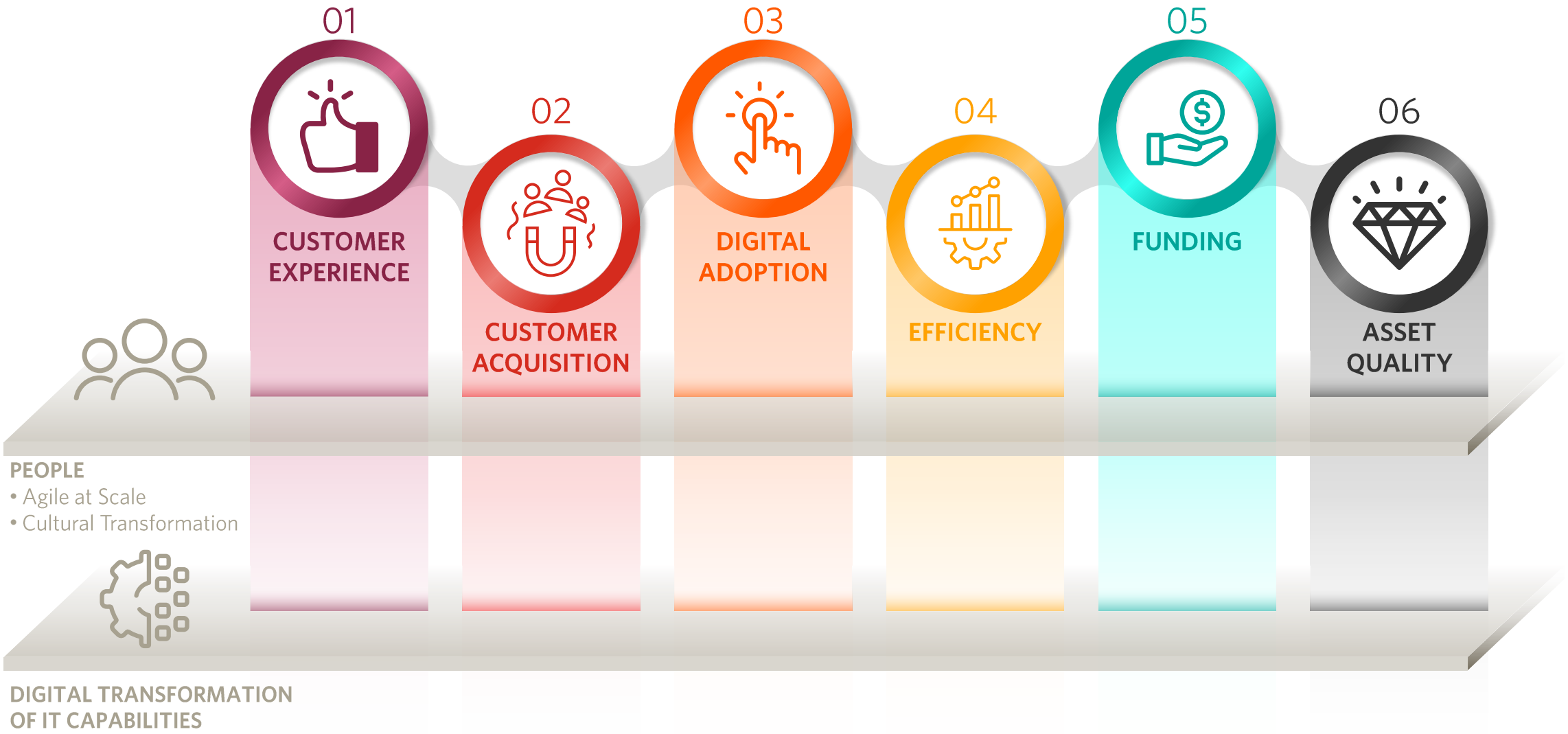

Accelerating digital adoption among retail customers enhancing engagement, cross-selling, and competitive NPS

GRUPO SUPERVIELLE

SUPERVIELLE

IMPROVED COMPETITIVE NPS

STRATEGIC PILLARS: Customer Experience | Customer Acquisition | Digital Adoption | Funding

Expanding share of digital customers; capturing higher share of wallet [% of customers][1]

52%	62%
Dec-2022	Dec-2023

Digital Customers

Visits to Branches **13%**

Sustained growth in digital origination and cross-sell

34%	64%
4Q22	4Q23

Digital & Automatic Personal Loans [% Q[2]]

Insurance sales Through digital channels[3] **26%** Dec 23 from 10% January 2023

Insurance penetration **37%**

Strong adoption of Digital Wallet

3M	7M
Jan-2023	Dec-2023

# of Transfers

# of QR Code Payments **248K** 10X

# of Utility Payments **578K** 84%

Focus on PFM – Inversion Rápida

7X	9X
Dec-2023 YoY	

AuM [VAR, nominal terms]	Retail Customers [VAR]

Asset Management

Retail Customers **# 3rd** Among banks

Increased principality in customer deposits

2024 GOALS

- Focus on existing customers (share of wallet and cross sell)
- Enhance engagement
- Focus on profitable products

1) Digital Customer: Active customer during last 90 days through Home Banking / Mobile / Senior Citizens app
2) Sales through ATM, Cash dispenser & HB, Mobile Banking as percentage of total sales of personal loans
3) As percentage of total insurance sales of products we underwrite

Scaling digital retail customer acquisition and further digitizing our customer base

GRUPO SUPERVIELLE

SUPERVIELLE

Digital Customers
[# thousands of digital customers]



1) Digital Customers are customers using Online Banking, or Mobile app or the Senior Citizens app during last 90 days

Digital Customers
[% of total customers]

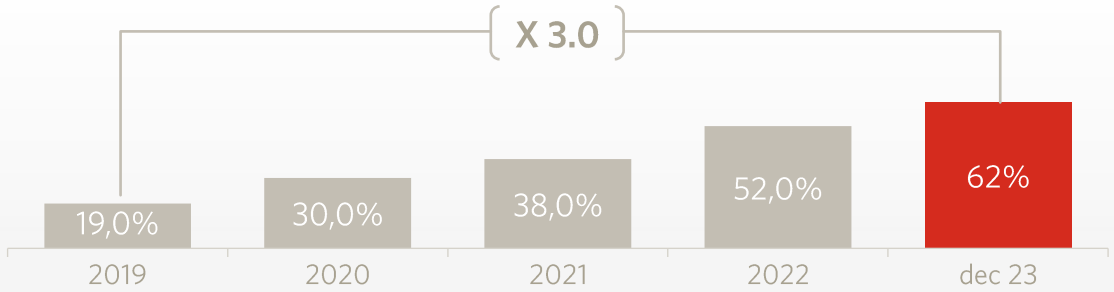

Supervielle App Adoption (Logged-in 30 Days)
[30-days logged in Customers through the APP]

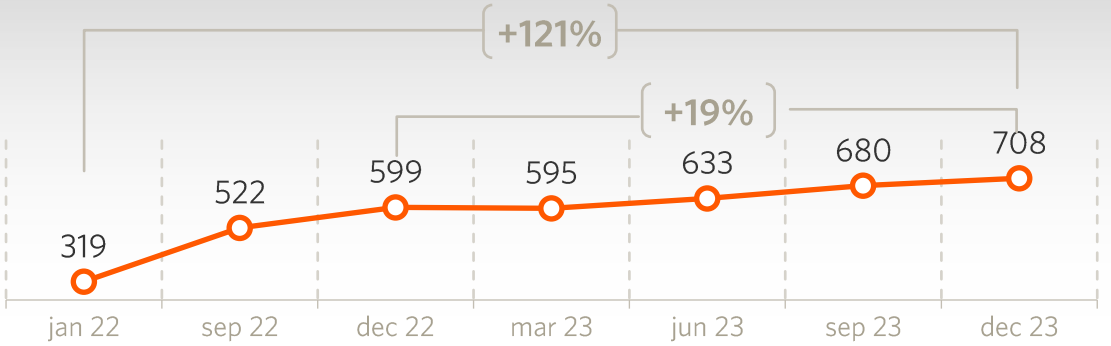

Mobile Adoption Senior Citizens
[90-days logged in Senior Citizens customers through the APP & OBI]

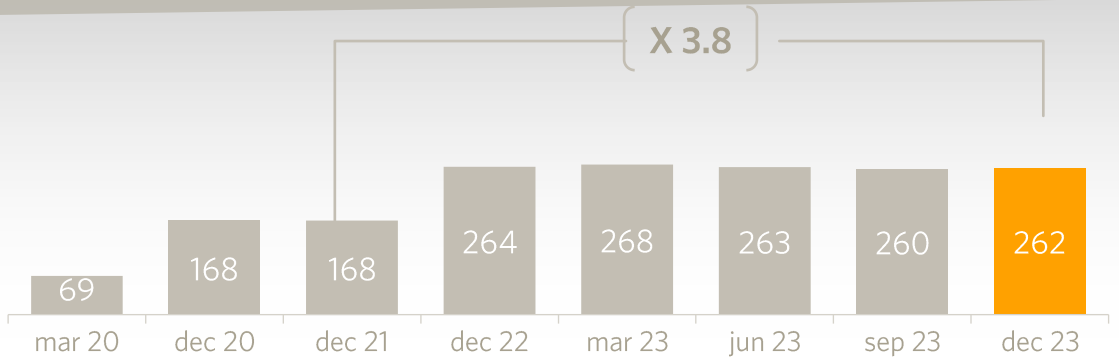

Enhancing attractive cross-selling and customer engagement

GRUPO SUPERVIELLE

SUPERVIELLE

Asset management retail customers & AuM
[customers & ar$bn]

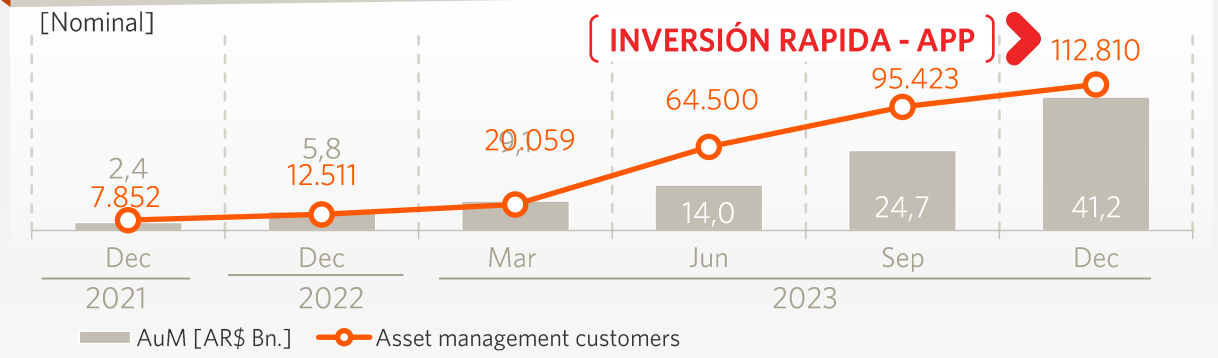

Insurance sales through digital channels
[% q][1)]

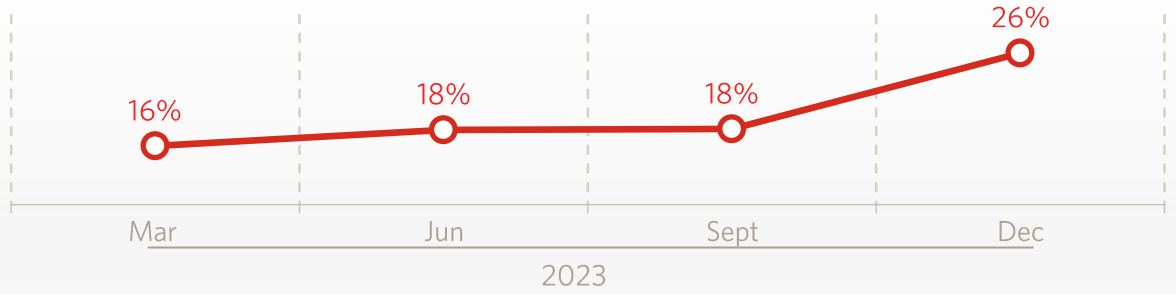

1) % of digital sale over total sales of those product offered through digital channels

Digital & automatic personal loans
[% q]

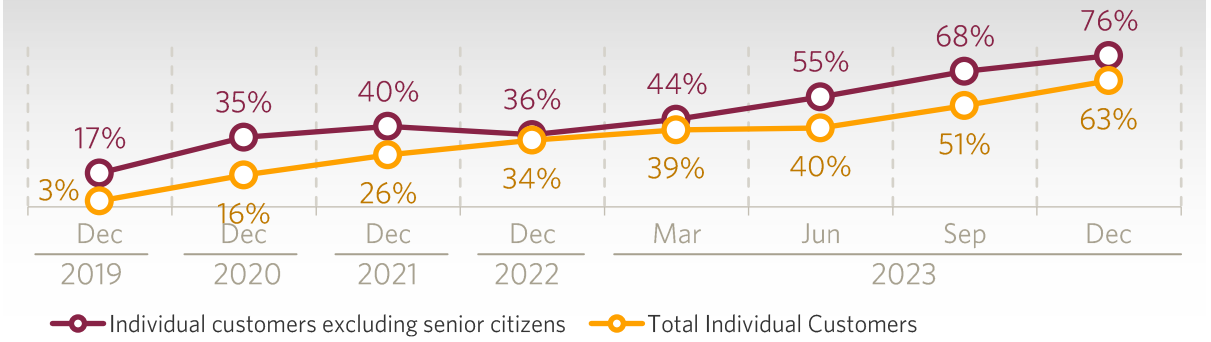

Virtual hub expands reach enabling anywhere banking

Attracting new SMEs and Corporate clients while capturing higher share of wallet and improving NPS for the third consecutive year

GRUPO SUPERVIELLE

SUPERVIELLE

IMPROVED NPS

STRATEGIC PILLARS | Customer Experience | Customer Acquisition | Digital Adoption | Funding

Growing Entrepreneurs, SMES & Middle market Customers

Expanding Digital Lending in SMEs

Factoring	**93%** Dec-2023
Commercial unsecured	**72%** Dec-2023
Overdraft	**52%** Dec-2023

Driving Cross Sell & Transactionality [%]

Insurance	Entrepreneurs & SMEs Penetration	**7.0%** 2022	**10.0%** 2023	**88%** Renewal rate in 2023
	Insurance Policies Cross-Sell	**1.4x**	**1.3x**	
Foreign trade transactions[1] [Market share]		**3.50%** 2022	**4.84%** 2023	
Sight Deposits [Market share]		**1.95%** 4Q22	**2.38%** 4Q23	

EUROMONEY TRADE FINANCE 2024 ARGENTINA MARKET LEADER DOMESTIC

2024 GOALS

- Grow SMEs and middle market clients and loans
- Expand penetration in cash management

1) # of import + export transactions

Network right-sizing and accelerated efficiencies

GRUPO SUPERVIELLE

SUPERVIELLE

Right-sizing branches while enhancing CX [# branches]

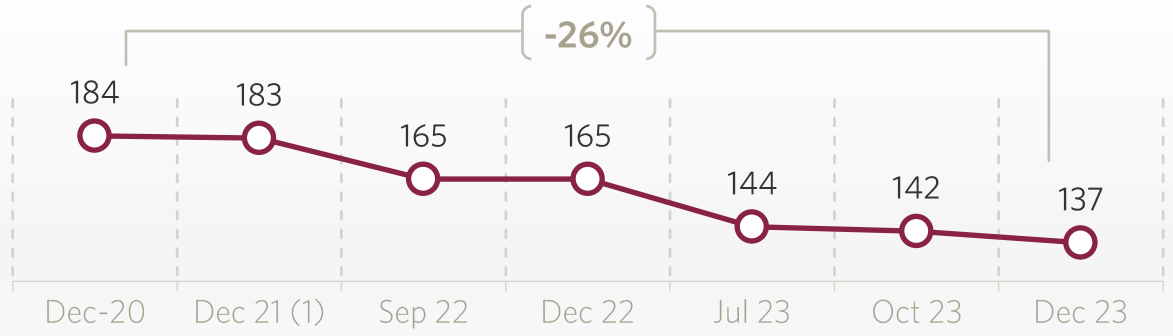

Headcount evolution [# employees]

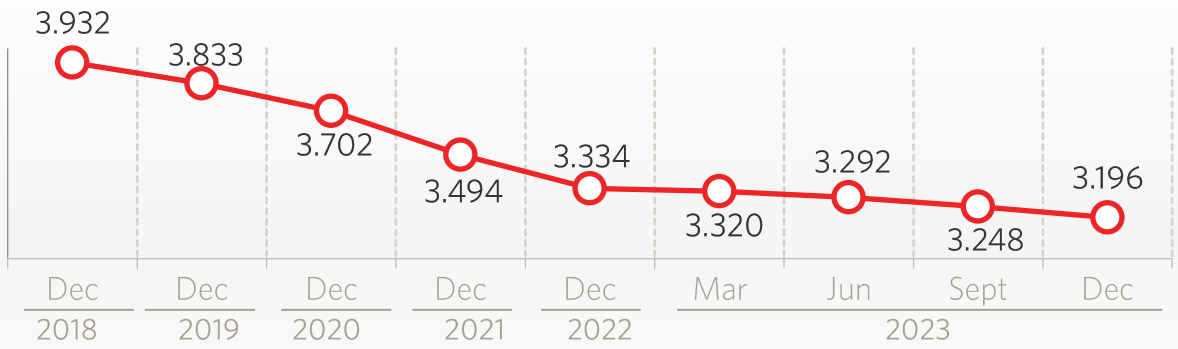

Monetary transactions breakdown by channel [%]

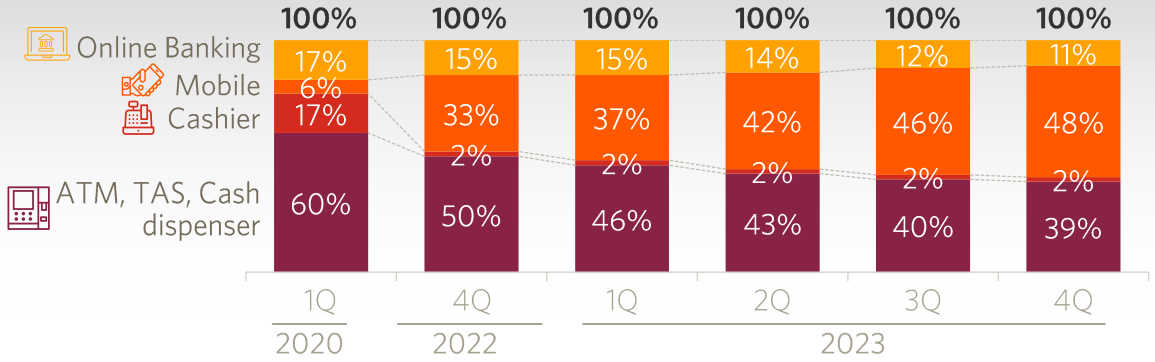

of customers per Branch [%]

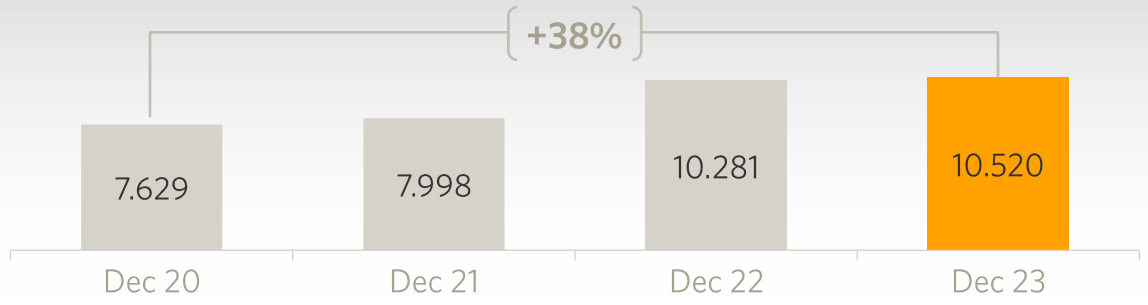

IOL InvertirOnline delivers strong fee origination, AUMs and customer growth positioning the leading online retail broker in Argentina

GRUPO SUPERVIELLE

invertironline

STRATEGIC PILLARS: Customer Experience | Customer Acquisition | Digital Adoption | Funding

Total Active Customers [#]

EXPANDED CUSTOMER BASE TO
484 K ACTIVE CLIENTS (90D)

53K	271K	5X
Dec-2022	Dec-2023	

Monthly Active Customers

417K	916K	3X
Dec-2022	Dec-2023	

Accounts

IOL App

77K	720K	9X
Dec-2022	Dec-2023	

App Downloads

4.6 PlayStore

4.8 App Store

Assets Under Management [AR$ MM - in nominal terms]

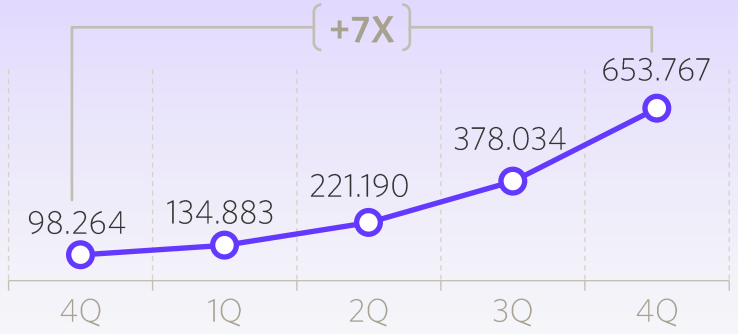

4.1MM	14.2MM	3X
2022	2023	

Transaction

Brokerage fees / total SUPV fee income: **5.9%** 2022 | **15.4%** 2023

Brokerage fees: **158%**

2024 GOALS

- Launch crypto through partnership with Ripio
- Offer US investment products to Argentine customers
- Expand product offering for SMEs

GRUPO SUPERVIELLE

Annex III
Supplementary Industry Information

Regulatory Environment in Argentina

GRUPO SUPERVIELLE

The following table provides a summary of the most relevant regulations currently in place. A more detailed description of regulations is also included hereunder, grouped by topic, to facilitate understanding.

Regulation	Description	Limit
Monetary Policy rate	LEFI	40.0%
Time Deposits minimum interest rate	Minimum interest rate	No limit. Lifted in March 2024
Cap on Credit Cards financing	Balances financed up to AR$200,000	122% (107% in August 2023, 86% in June 2023, 80% in May 2023, 77% until April 2023, 71.5% in September 2022)
	Balances financed over AR$200,000	Not limited
Incentives to SMEs financing	The average balance of mandatory credit loans in the period, shall reach a 7.5% calculated based on the monthly average of daily balances of the penultimate preceding month, to benefit from lower minimum cash requirements.	The minimum reserve requirements will be reduced by: •An amount equivalent to 30% of the credit line to finance investments with a minimum period of 24 months •An amount equivalent to 40% of the credit line to finance investments with a minimum period of 36 months
UVA. Mortgage Loans	Installment limit	UVA loan to be paid may not exceeds 35% of customer monthly income
Limit to Public Sector financing	Exceptions	Exception from the limits for financing the non-financial public sector: • Government securities whose liquidity option arranged with the Central Bank of the Argentine Republic were rescinded. • National treasury Capitalizable notes which are subscribed primarily for own portfolios from May 16th up to an amount equivalent to the accumulated reduction in the balance of passive repos balances with the Central Bank recorded on May 15th and up to the date of integration of such LECAP. • National Treasury Capitalizable Notes in Pesos" (LECAP) acquired in the secondary market from July 5th onwards. • Fiscal Liquidity Letters" (LeFi) acquired by financial entities

Regulatory Environment in Argentina [cont.]

GRUPO SUPERVIELLE

The following table provides a summary of the most relevant regulations currently in place. A more detailed description of regulations is also included hereunder, grouped by topic, to facilitate understanding.

Regulation	Description	Limit
Dividends	Prohibition of payment	On March 9, 2023, the Central Bank authorized financial entities to distribute results for up to 40% of the accumulated retained earnings until December 31, 2022. This distribution could be made from April 1, 2023 until December 31, 2023, prior Central Bank approval, in 6 equal, monthly and consecutive installments On March 21, 2024, the Central Bank extended such date until December 31, 2024 and increased the amount authorized to be distributed by 60% of the amount that would have corresponded
Net Global Position (NGP)	Special cash position	Long position up to 4% Spot position: 0% Dollar linked up to 25% Dual Bonds: No limit
Liquidity ratios	Liquidity Coverage Ratio Net Stable Funding Ratio	LCR>=100% NSFR>=100%

GRUPO SUPERVIELLE

IR-GrupoSupervielle@gruposupervielle.com.ar
Ciudad de Buenos Aires, Argentina

SUPV LISTED NYSE

BYMA Bolsas y Mercados Argentinos