


edp



Investor Presentation

Conference: Safra

Bradesco

Morgan Stanley

March/April 2021

EDP Brasil: Strategic vision



EDP GROUP VISION



Leading the energy transition to **create superior value**



Future-proof organization



ESG excellence and attractive returns



Accelerated and sustainable growth

EDP BRASIL PRIORITY FOCUS

GROWTH

Distribution: organic investment

Transmission: Secondary Market and auctions

Solar: investments in Solar DG and utility scale

EFFICIENCY

ZBB²: strict monitoring

Efficient operations in **Distribution**

Delivery of **transmission** projects **ahead** of schedule

Portfolio **recycling**

FINANCIAL DISCIPLINE

Selection of **investments** with **high profitability**

Dividend Policy

2.5x – 3.0x Net Debt/ EBITDA

AAA¹ rating Local scale

FUTURE BUSINESS

B2B position reinforcement

Positioning for the energy market **liberalization**

Digital transformation

E-mobility investment



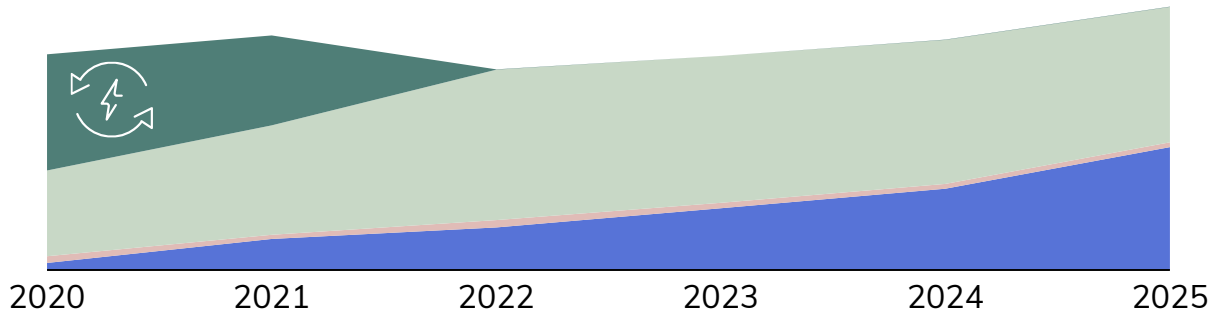
¹ EDP Brasil: Fitch Ratings; EDP SP and EDP ES: Standard & Poor's; ² Zero- Based Budgeting.

Attractive Return on Capital Allocation: '21 – '25



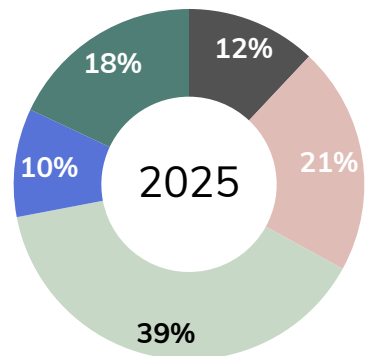
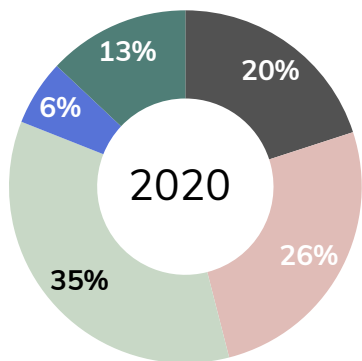
CAPEX BRL million

- Transmission
- Conventional Generation¹
- Distribution
- Solar Generation



EBITDA

CAGR² 2020-2025: ≈ 8 - 10%



- Thermal Generation
- Hydro Generation
- Distribution
- Comm./Services/ Solar
- Transmission

Distribution

~BRL 6 billion

- CAPEX/Depreciation ~2.5x~3.0x doubling the nominal investment
- Investments to **expand** the electrical system (38%), **improve** the networks (32%) and **combat losses** / others (30%)
- **% of losses** = regulatory target (tariff reviews)

Solar

~BRL 3 billion

- Energy transition
- Market liberalization
- Focus on long-term B2B contracts **enabling consolidation**
- Partnership with EDP Renewables

Transmission

~BRL 1 billion


- Secondary Market and auctions as a **strategic investment**
- **Delivery ahead of schedule** of lots under construction
- **Crystallization of value** through asset rotation

Generation

- Reduction of **exposure** in hydro
- **Deconsolidation** of coal by 2025

¹ Conventional Generation corresponds to the Capex for the maintenance of hydro and thermal power plants ² CAGR nominal

Thank you



Investor Relations

ri@edpbr.com.br
+55 11 2185-5907
www.edp.com.br/ri
