

ABOUT US

Nexa is a large-scale, low-cost integrated zinc producer with over 65 years of experience developing and operating mining and smelting assets in Latin America. Nexa currently owns and operates five long-life mines, three of which are located in the central Andes region of Peru, and two of which are located in Brazil (one in the state of Minas Gerais and one in the state of Mato Grosso). Nexa also currently owns and operates three smelters, two of which are located in the state of Minas Gerais in Brazil, and one of which is Cajamarquilla located in Lima, Peru, which is the largest smelter in the Americas.

Nexa was among the top five producers of mined zinc globally in 2023 and one of the top five metallic zinc producers worldwide in 2023, according to Wood Mackenzie.

GEOGRAPHIC FOOTPRINT



WHY INVEST IN NEXA?

Integrated Business Model

Integration between our mining and smelting operations increasing stability in the earnings potential

Solid Financial

Robust liquidity position

Growth Potential

3 flagship mines
Largest zinc smelter in the Americas
Diversified projects portfolio


New Business Development

Growth steadily in Zinc and Copper




KEY OPERATIONAL AND FINANCIAL INDICATORS

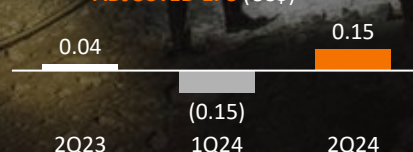
ZINC PRODUCTION (kt)



METALS SALES (kt)



ADJUSTED EPS (US\$)



2Q24 INVESTMENTS

US\$16M

EXPL. & PROJ. EVALUATION

US\$64M

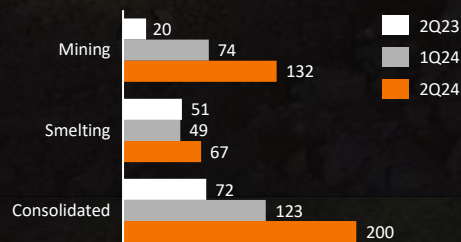
CAPEX

CAPEX



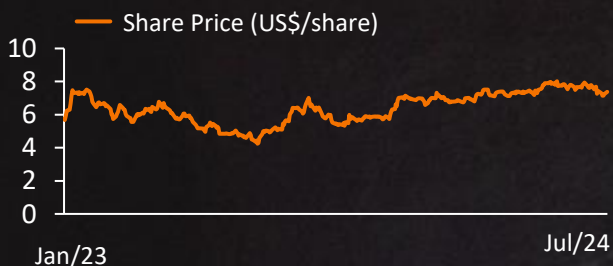
US\$200M

ADJ. EBITDA



*Intersegment results does not consider Adjustments.

STOCK INFORMATION



2.6 Billion US\$
ENTERPRISE VALUE

34.5 %
FREE FLOAT

27k Shares
AVG. 3M VOLUME

4.14 – 8.09

US\$
52 WEEK RANGE

132.4 Million
TOTAL SHARES OUTSTANDING

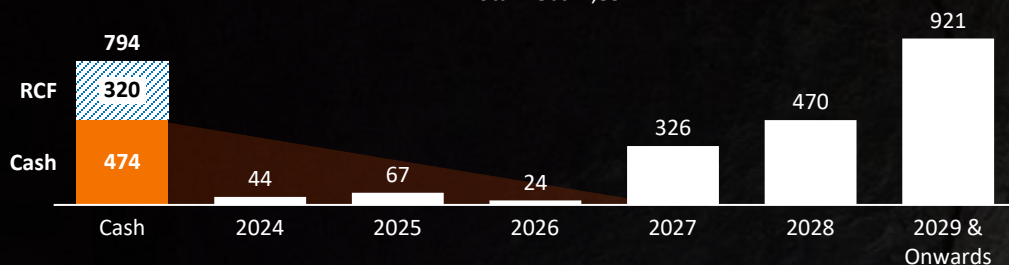
INVESTMENT FUNDAMENTALS

Debt profile (as of June 30, 2024)

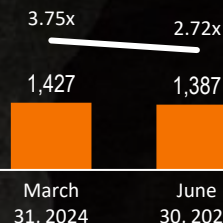
Average debt maturity: 5.9 years @6.61% avg. cost

Debt amortization schedule - (US\$ million)

Total Debt: 1,854




Net Deb/LTM Adj. EBITDA



Free cash flow | 2Q24


US\$ million




(1) Adjustments to reconcile Adjusted EBITDA to cash provided by operations; (2) "CAPEX" includes Sustaining, HSE, Tailing Dams, Expansion, Modernization, IT & Others, and Capex Reconciliation to Financial Statements; (3) Foreign exchange effects on cash and cash equivalents; (4) Breakdown available in Financial Statements explanatory note "Changes in operating assets and liabilities".

ARIPUANĂ UPDATE – 2Q24


PLANT CAPACITY UTILIZATION (%)



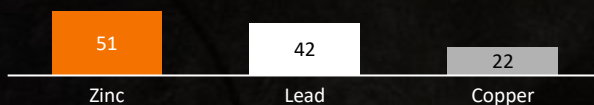
DAYS OF CORRECTIVE MAINTENANCE (#)



RECOVERIES - June (%)



CONCENTRATE QUALITY - June (%)¹



** Monthly average. ** Considering the P90 for the month. 1. Pb considers numbers as of May/24

CONTACT

Nexa Investor Relations Team:

ir@nexaresources.com

Please visit <https://ir.nexaresources.com>

NEXA
LISTED
NYSE

nexa