

## ABOUT US

Nexa Resources S.A. (NYSE: NEXA) is a large-scale, low-cost integrated zinc producer with over 65 years of experience developing and operating mining and smelting assets in Latin America. Nexa currently owns and operates five long-life mines - three located in the Central Andes of Peru and two located in the state of Minas Gerais in Brazil - and it is ramping up Aripuanã, its sixth mine in Mato Grosso, Brazil. Nexa also currently owns and operates three smelters, two located in Minas Gerais, Brazil and one in Peru, Cajamarquilla, which is the largest smelter in the Americas.

Nexa was among the top five producers of mined zinc globally in 2022 and one of the top five metallic zinc producers worldwide in 2022, according to Wood Mackenzie.

## GEOGRAPHIC FOOTPRINT



## WHY INVEST IN NEXA?

### Integrated Business Model

Integration between our mining and smelting operations increasing stability in the earnings potential

### Solid Financial

Low level of indebtedness  
Robust liquidity position

### Growth Potential

3 flagship mines  
Largest zinc smelter in the Americas  
Diversified projects portfolio

### New Business Development

Growth steadily in Zinc and Copper

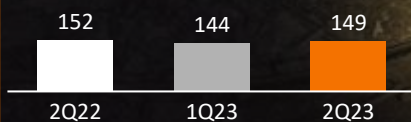


## KEY OPERATIONAL AND FINANCIAL INDICATORS

### ZINC PRODUCTION (kt)



### METALS SALES (kt)



### ADJUSTED EPS (US\$)




US\$21M

EXPL. & PROJ. EVALUATION

US\$60M

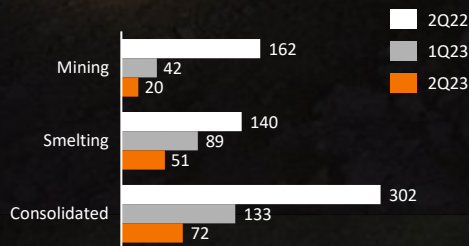
CAPEX

### CAPEX 2Q23



US\$72M

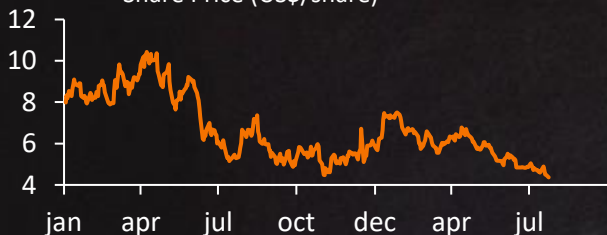
ADJ. EBITDA



\*Intersegment results does not consider Adjustments.

## STOCK INFORMATION

Share Price (US\$/share)



2.2 Billion US\$  
ENTERPRISE VALUE

34.5 %  
FREE FLOAT

97k Shares  
AVG. 3M VOLUME

4.27 – 7.70


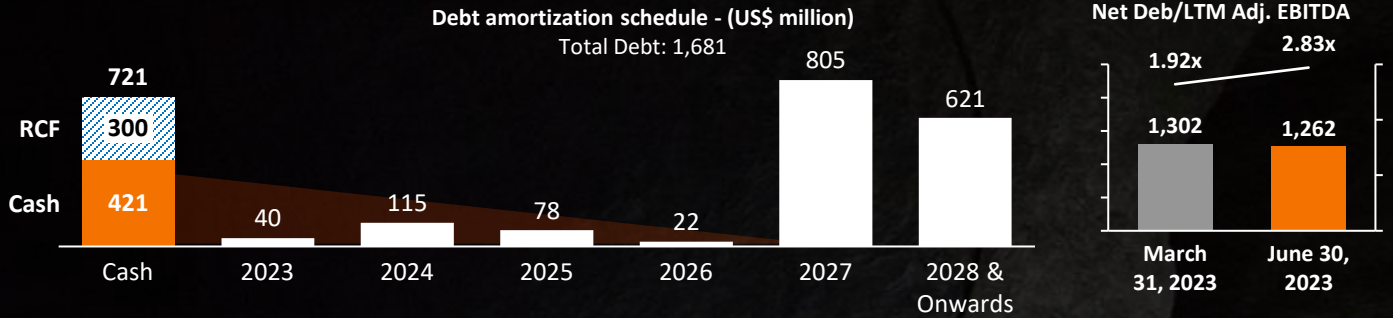
US\$  
52 WEEK RANGE

132.4 Million  
TOTAL SHARES OUTSTANDING

## INVESTMENT FUNDAMENTALS

Debt profile (as of June 30, 2023)

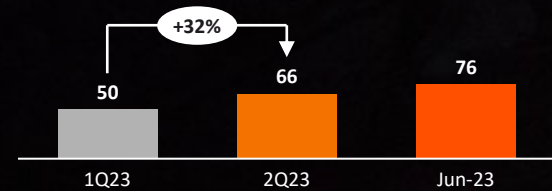
Average debt maturity: 4.2 years @5.61% avg. cost



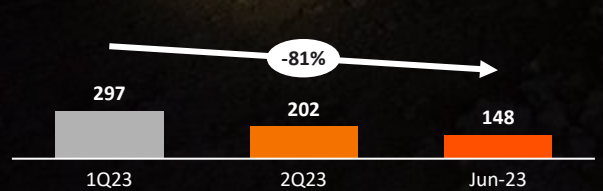
(1) Adjustments to reconcile Adjusted EBITDA to cash provided by operations; (2) "Sustaining CAPEX" includes Sustaining, HS&E, Tailing Dams; (3) "Other CAPEX" includes Expansion/Greenfield (ex-Aripuanã), Modernization, IT & Others (detailed breakdown available in the Earnings Release); (4) Foreign exchange effects on cash and cash equivalents; (5) Breakdown available in Financial Statement explanatory note "Changes in operating assets and liabilities".

## ARIPUANÃ UPDATE – 2Q23

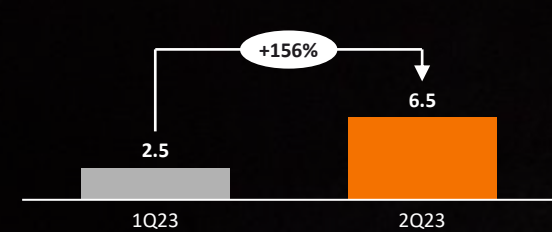
### PLANT CAPACITY UTILIZATION (%)



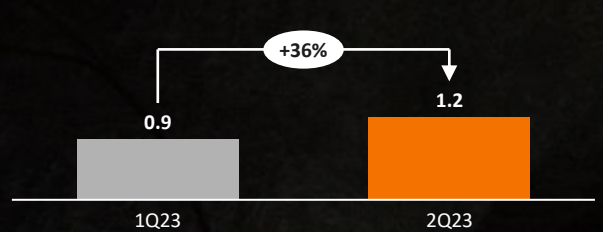
### PLANT DOWNTIME (AVG. HOURS<sup>1</sup>)



### ZINC CONTENT PRODUCTION (kt)



### COPPER CONTENT PRODUCTION (kt)



<sup>1</sup> Monthly avg. hours. For the quarters, it considers the average of the referred quarter.

## CONTACT

Nexa Investor Relations Team:

[ir@nexaresources.com](mailto:ir@nexaresources.com)

Please visit <https://ri.nexaresources.com>

NEXA  
LISTED  
NYSE

nexa